

IMPORTANT NOTICE

THIS OFFERING IS AVAILABLE ONLY TO INVESTORS WHO ARE EITHER (1) QIBS UNDER RULE 144A OR (2) PERSONS OUTSIDE OF THE UNITED STATES.

IMPORTANT: You must read the following disclaimer before continuing. The following disclaimer applies to this offering memorandum (which if you are a resident of Canada includes the Canadian offering memorandum delivered to you), and you are therefore advised to read this disclaimer page carefully before reading, accessing or making any other use of this offering memorandum. In accessing this offering memorandum, you agree to be bound by the following terms and conditions, including any modifications to them, any time you receive any information from us as a result of such access.

NOTHING IN THIS ELECTRONIC TRANSMISSION CONSTITUTES AN OFFER OF SECURITIES FOR SALE OR SOLICITATION IN ANY JURISDICTION WHERE IT IS UNLAWFUL TO DO SO. THE SECURITIES HAVE NOT BEEN, AND WILL NOT BE, REGISTERED UNDER THE UNITED STATES SECURITIES ACT OF 1933, AS AMENDED (THE "SECURITIES ACT"), OR THE SECURITIES LAWS OF ANY STATE OF THE UNITED STATES OR OTHER JURISDICTION AND THE SECURITIES MAY NOT BE OFFERED OR SOLD WITHIN THE UNITED STATES, EXCEPT PURSUANT TO AN EXEMPTION FROM OR IN A TRANSACTION NOT SUBJECT TO, THE REGISTRATION REQUIREMENTS OF THE SECURITIES ACT AND APPLICABLE STATE OR LOCAL SECURITIES LAW.

THIS OFFERING MEMORANDUM MAY NOT BE FORWARDED OR DISTRIBUTED TO ANY OTHER PERSON AND MAY NOT BE REPRODUCED IN ANY MANNER WHATSOEVER. ANY FORWARDING, DISTRIBUTION OR REPRODUCTION OF THIS OFFERING MEMORANDUM IN WHOLE OR IN PART IS UNAUTHORIZED. FAILURE TO COMPLY WITH THIS DIRECTIVE MAY RESULT IN A VIOLATION OF THE SECURITIES ACT OR THE APPLICABLE LAW OF OTHER JURISDICTIONS. IF YOU HAVE GAINED ACCESS TO THIS TRANSMISSION CONTRARY TO ANY OF THE FOREGOING RESTRICTIONS, YOU ARE NOT AUTHORIZED AND WILL NOT BE ABLE TO PURCHASE ANY OF THE SECURITIES DESCRIBED THEREIN.

Confirmation of Your Representation: In order to be eligible to view this offering memorandum or make an investment decision with respect to the securities, investors must be either (1) qualified institutional buyers ("QIBs") (within the meaning of Rule 144A under the Securities Act) or (2) outside of the United States and to the extent you purchase securities described in the attached offering memorandum, you will be doing so pursuant to Rule 144A or Regulation S under the Securities Act. This offering memorandum is being sent at your request and by accepting the e-mail and accessing this offering memorandum, you shall be deemed to have represented to Barclays Bank plc, BNP Paribas, The Hongkong and Shanghai Banking Corporation Limited, J.P. Morgan Securities plc, Merrill Lynch International and Standard Chartered Bank (together the "Initial Purchasers") that (1) you and any customers you represent are either (a) QIBs or (b) that the electronic mail address that you gave us and to which this e-mail has been delivered is not located in the United States and (2) that you consent to delivery of this offering memorandum by electronic transmission.

You are reminded that this offering memorandum has been delivered to you on the basis that you are a person into whose possession this offering memorandum may be lawfully delivered in accordance with the laws of the jurisdiction in which you are located. If this is not the case, you must return this offering memorandum to us immediately. You may not, nor are you authorized to, deliver or disclose (whether orally or in writing), in whole or in part, the contents of this offering memorandum to any other person.

The materials relating to this offering do not constitute, and may not be used in connection with, an offer or solicitation in any place where offers or solicitations are not permitted by law. If a jurisdiction requires that this offering be made by a licensed broker or dealer and the Initial Purchasers or any affiliate of the Initial Purchasers is a licensed broker or dealer in that jurisdiction, this offering shall be deemed to be made by the Initial Purchasers or such affiliate on behalf of Bharti Airtel International (Netherlands) B.V. in such jurisdiction.

This offering memorandum has been sent to you in an electronic form. You are reminded that documents transmitted via this medium may be altered or changed during the process of electronic transmission and consequently none of Bharti Airtel Limited, Bharti Airtel International (Netherlands) B.V., and the Initial Purchasers nor any person who controls any of them nor any director, officer, official, employee nor agent of any of them or affiliate of any such person accepts any liability or responsibility whatsoever in respect of any difference between the offering memorandum received by you in electronic format and the electronic version initially distributed.

You are responsible for protecting against viruses and other destructive items. Your use of this e-mail is at your own risk and it is your responsibility to take precautions to ensure that it is free from viruses and other items of a destructive nature.

The information in this offering memorandum is not complete and may be changed. Any investment decision should be made on the basis of the final terms and conditions of the securities and the information contained in this offering memorandum. This offering memorandum is not an offer to sell these securities, nor a solicitation to buy these securities, in any jurisdiction where the offer or sale is not permitted.

CONFIDENTIAL
CANADIAN OFFERING MEMORANDUM

Private Placement in Canada



Bharti Airtel International (Netherlands) B.V.

(Incorporated with limited liability in the Netherlands)

U.S.\$1,000,000,000 5.350% Guaranteed Senior Notes Due 2024 (the “Dollar Notes”)

**€750,000,000 3.375% Guaranteed Senior Notes Due 2021 (the “Euro Notes”)
guaranteed by**

Bharti Airtel Limited

(Incorporated with limited liability in the Republic of India under the Indian Companies Act, 1956 as amended)

Offering Price for the Dollar Notes: 99.916% plus accrued interest, if any, from May 20, 2014

Offering Price for the Euro Notes: 99.248% plus accrued interest, if any, from May 20, 2014

This Canadian offering memorandum (this “Canadian Offering Memorandum”) constitutes an offering of the securities described herein only in those jurisdictions and to those persons where and to whom they may be lawfully offered for sale, and therein only by persons permitted to sell such securities. This Canadian Offering Memorandum is not, and under no circumstances is it to be construed as, a prospectus, an advertisement or a public offering in Canada of the securities referred to within this document. No prospectus has been filed with any securities commission or similar regulatory authority in Canada in connection with the offering of the securities described within this Canadian Offering Memorandum. In addition, no securities commission or similar regulatory authority in Canada has reviewed or in any way passed upon this Canadian Offering Memorandum or the merits of the securities described herein and any representation to the contrary is an offense. This Canadian Offering Memorandum is not, and under no circumstances is it to be construed as, an offer to sell the securities described herein or a solicitation of an offer to buy the securities described herein in any jurisdiction where the offer or sale of these securities is prohibited. The information contained within this Canadian Offering Memorandum is not complete and may be changed. No firm investment decision by any prospective purchaser should be taken prior to reading the final Canadian Offering Memorandum, which will be provided to all members and will supersede this preliminary Canadian Offering Memorandum.

Canadian investors are advised that all references to dollars contained within this Canadian Offering Memorandum are to U.S. dollars, unless otherwise indicated. Canadian investors are further advised that the Dollar Notes are denominated in U.S. dollars and the Euro Notes are denominated in Euros. Accordingly, the Canadian dollar value of the Dollar Notes and the Euro Notes will fluctuate with changes in the rate of exchange between the Canadian dollar and the U.S. dollar and the Euro, as the case may be. The official daily noon rate of exchange between the U.S. dollar and the Euro and the Canadian dollar as reported by the Bank of Canada on May 12, 2014, the latest practicable date, was approximately U.S.\$0.92 = C\$1.00 and €0.67 = C\$1.00, respectively.

The Issuer (as defined herein) may use some or all of the net proceeds from the sale of Notes pursuant to this Canadian Offering Memorandum for the full or partial repayment of certain of the Bharti Airtel Limited group’s foreign currency loans to its lenders, some of which include certain Initial Purchasers (as defined herein) or their affiliates. Accordingly, the Issuer may be a “connected issuer” with such Initial Purchasers, as such term is defined in National Instrument 33-105 “*Underwriting Conflicts*” and Canadian investor are referred to “Plan Of Distribution — other relationships” contained in the Offering Memorandum (as defined herein) for more information.

Joint Lead Managers and Joint Bookrunners

Barclays

BofA Merrill
Lynch

BNP PARIBAS

HSBC

J.P. Morgan

Standard
Chartered Bank

The date of this Canadian Offering Memorandum is May 12, 2014

CANADIAN OFFERING MEMORANDUM
(British Columbia, Alberta, Saskatchewan, Manitoba, Ontario, Québec, New Brunswick, Nova Scotia and Prince Edward Island)

This Canadian Offering Memorandum relates to an offering by Bharti Airtel International (Netherlands) B.V. (the “**Issuer**”) of U.S.\$1,000,000,000 5.350% Guaranteed Senior Notes due 2024 (the “**Dollar Notes**”) and €750,000,000 3.375% Guaranteed Senior Notes due 2021 (the “**Euro Notes**”, and together with the Dollar Notes, the “**Notes**”). Each of the Notes will be the unsecured senior obligations of the Issuer and will be irrevocably guaranteed on an unsecured basis (in respect of each of the Dollar Notes and the Euro Notes, the “**Guarantee**”) by Bharti Airtel Limited (the “**Guarantor**”), provided that, at all times, the Guarantee shall be in respect of an amount not exceeding 200% of the initial aggregate principal amount of the relevant Notes, U.S.\$2,000,000,000 being for the Dollar Notes and €1,500,000,000 for the Euro Notes, (each, as the case may be, the “**Guaranteed Amount**”). The Guaranteed Amount will be reduced by any amounts paid by the Guarantor under the relevant Guarantee from time to time. The Dollar Notes will bear interest at a rate of 5.350% per annum. Interest will be paid on the Dollar Notes semi-annually in arrears on May 20 and November 20 of each year, beginning on November 20, 2014. Unless previously repurchased, cancelled or redeemed, the Dollar Notes will mature on May 20, 2024. The Euro Notes will bear interest at a rate of 3.375% per annum. Interest will be paid on the Euro Notes annually in arrears on May 20 of each year, beginning on May 20, 2015. Unless previously repurchased, cancelled or redeemed, the Euro Notes will mature on May 20, 2021.

The Notes and the Guarantees have not been, and will not be, registered under the U.S. Securities Act of 1933, as amended (the “**Securities Act**”) or any U.S. state securities laws. Accordingly, the Notes and the Guarantees are being offered and sold only (i) in the United States to qualified institutional buyers as defined in Rule 144A under the Securities Act and (ii) to persons outside the United States in compliance with Regulation S under the Securities Act. The offering of the Notes in Canada is being made on a private placement basis and only to certain investors in Canada resident in one of the Placement Provinces (as defined below) identified by the Initial Purchasers who are permitted to purchase the Notes under applicable Canadian securities laws. Canadian investors should refer to the sections entitled “The Offering”, “Description of the Dollar Notes and Guarantees”, “Description of the Euro Notes and Guarantee.” and “Plan of Distribution” contained within the Offering Memorandum for additional information pertaining to the Notes, the Guarantees and the Guarantor and the terms of the offering, including, but not limited to, interest and interest payment, covenants, ranking and events of default. Canadian investors are advised to carefully review the Offering Memorandum in its entirety and to consult with their own legal, financial and tax advisers prior to investing in the Notes. Canadian investor are advised that the separate Dollar Notes and Euro Notes offerings, respectively, will not be cross conditional with one another.

Attached hereto and forming part of this Canadian Offering Memorandum is an offering memorandum dated May 12, 2014 (the “**Offering Memorandum**”) regarding the offer for sale of the Notes. Except as otherwise provided herein, capitalized and other terms used within this Canadian Offering Memorandum without definition have the meanings assigned to them within the Offering Memorandum. The offering of the Notes in Canada is being made solely by this Canadian Offering Memorandum and certain other information in respect of the Notes approved for distribution to investors by the Issuer and the Initial Purchasers, as applicable, and any decision to purchase the Notes should be based solely on information contained within such documents. No person has been authorized to give any information or to make any representations concerning this offering other than as contained herein and, if given or made, any such information or representation may not be relied upon. Statements made within this Canadian Offering Memorandum are as of the date of this Canadian Offering Memorandum unless expressly stated otherwise. Neither the delivery of this Canadian Offering Memorandum at any time, nor any other action with respect hereto, shall under any circumstances create an implication that the information contained herein is correct as of any time subsequent to such date.

Canadian investors are advised that the information contained within the Offering Memorandum has not been prepared with regard to matters that may be of particular concern to Canadian investors. Accordingly, Canadian investors should consult with their own legal, financial and tax advisers concerning the information contained within the Offering Memorandum therein and as to the suitability of an investment in the Notes in their particular circumstances prior to investing in the Notes.

Investing in the Notes involves risks. Canadian investors should refer to the section entitled “Risk Factors” contained within the Offering Memorandum for additional information and should review “Transfer Restrictions” contained in the Offering Memorandum for details as to restrictions on the transfer of the Notes.

This Canadian Offering Memorandum constitutes an offering of the Notes in the Canadian provinces of British Columbia, Alberta, Saskatchewan, Manitoba, Ontario, Québec, New Brunswick, Nova Scotia and Prince Edward Island (the “**Placement Provinces**”) only and is for the confidential use of only those persons to whom it is delivered by the Initial Purchasers in connection with the offering of the Notes therein. The Initial Purchasers reserve the right to reject all or part of any offer to purchase the Notes for any reason and to allocate to any purchaser less than all of the Notes for which it has subscribed.

DISTRIBUTION RESTRICTIONS

This Canadian Offering Memorandum is being delivered solely to enable prospective Canadian investors resident in the Placement Provinces identified by the Initial Purchasers to evaluate the Issuer and an investment in the Notes. The information contained within this Canadian Offering Memorandum does not constitute an offer in Canada to any other person, or a general offer to the public, or a general solicitation from the public, to subscribe for or purchase the Notes. The distribution of this Canadian Offering Memorandum and the offer and sale of the Notes in the Placement Provinces may be restricted by law. Persons into whose possession this Canadian Offering Memorandum comes must inform themselves about and observe any such restrictions.

The distribution of this Canadian Offering Memorandum or any information contained herein to any person other than a prospective Canadian investor resident in any of the Placement Provinces identified by the Initial Purchasers, or those persons, if any, retained to advise such prospective Canadian investor in connection with the transactions contemplated herein, is unauthorized. Any disclosure, reproduction and/or redistribution of the information contained within this Canadian Offering Memorandum without the prior written consent of the Issuer or the Initial Purchasers, as applicable, is prohibited. Each Canadian investor, by accepting delivery of this Canadian Offering Memorandum, will be deemed to have agreed to the foregoing.

RESPONSIBILITY

Except as otherwise expressly required by applicable law or as agreed to in the Purchase Agreement, no representation, warranty or undertaking (express or implied) is made and no responsibilities or liabilities of any kind or nature whatsoever are accepted by the Initial Purchasers or any dealer as to the accuracy or completeness of the information contained within this Canadian Offering Memorandum or any other information provided by the Issuer or the Guarantor in connection with the offering of the Notes.

RESALE RESTRICTIONS

The distribution of the Notes in the Placement Provinces is being made on a private placement basis only and is exempt from the requirement that the Issuer prepares and files a prospectus with the relevant Canadian securities regulatory authorities. Accordingly, any resale of the Notes must be made in accordance with applicable Canadian securities laws, which will vary depending on the relevant jurisdiction, and which may require resales to be made in accordance with prospectus and registration requirements, statutory exemptions from the prospectus and registration requirements or under a discretionary exemption from the prospectus and registration requirements granted by the applicable Canadian securities regulatory authority. These resale restrictions may under certain circumstances apply to resales of the Notes outside of Canada.

The Issuer is not presently, nor does it intend to become, a “reporting issuer”, as such term is defined under applicable Canadian securities laws, in any province or territory of Canada. Canadian investors are advised that the Notes are not presently listed, and will not be listed, on any stock exchange in Canada and that no public market for the Notes presently exists for the Notes, or is expected to exist

for the Notes, in Canada following this offering. Canadian investors are further advised that the Issuer is not required to file, and currently does not intend to file, a prospectus or similar document with any securities regulatory authority in Canada qualifying the resale of the Notes to the public in any province or territory of Canada in connection with this offering. Accordingly, the Notes may be subject to an indefinite hold period under applicable Canadian securities laws unless resales are made in accordance with applicable prospectus requirements or pursuant to an available exemption from such prospectus requirements.

Canadian investors are advised to consult with their own legal advisers for additional information pertaining to Canadian resale restrictions prior to any resale of the Notes, both within and outside of Canada and are referred to the section entitled “Transfer Restrictions” in the Offering Memorandum which sets forth certain representations and agreements Canadian investors will be deemed to have made with respect to United States securities laws.

REPRESENTATIONS OF PURCHASERS

Each Canadian investor who purchases the Notes will be deemed to have represented to the Issuer, the Guarantor, the Initial Purchasers and each dealer participating in the offer and sale of the Notes that:

- (a) the investor is resident in one of the Placement Provinces and is basing its investment decision on this Canadian Offering Memorandum and certain other information in respect of the Notes approved for distribution to investors by the Issuer, the Guarantor and the Initial Purchasers, as applicable, and not on any other information concerning the Issuer or the offer or sale of the Notes;
- (b) to the knowledge of the investor, the offer and sale of the Notes in the Placement Provinces is being made exclusively through the Canadian Offering Memorandum and certain other information in respect of the Notes approved for distribution to investors by the Issuer, the Guarantor and the Initial Purchasers, as applicable, and is not being made through an advertisement of the Notes in any printed media of general and regular paid circulation, radio, television or telecommunications, including electronic display, or any other form of advertising in Canada;
- (c) the investor has reviewed and acknowledges the terms referred to above under the section entitled “Resale Restrictions” and agrees not to resell the Notes except in compliance with applicable Canadian resale restrictions and in accordance with their terms and each investor has reviewed and acknowledges the representations required to be made by each purchaser of Notes set forth in the section entitled “Transfer Restrictions” contained within the Offering Memorandum and hereby makes such representations;
- (d) where required by law, the investor is purchasing as principal, or is deemed to be purchasing as principal in accordance with applicable securities laws of the province in which the investor is resident, for its own account and not as agent for the benefit of another person;

- (e) the investor, or any ultimate purchaser for which the investor is acting as agent, is entitled under applicable Canadian securities laws to purchase the Notes without the benefit of a prospectus qualified under such securities laws, and without limiting the generality of the foregoing is (i) an “accredited investor” as defined in section 1.1 of National Instrument 45-106 *Prospectus and Registration Exemptions* (“**NI 45-106**”) (ii) a “permitted client” or “Canadian permitted client”, as applicable, as defined in National Instrument 31-103 *Registration Requirements, Exemptions and Ongoing Registrant Obligations* (“**NI 31-103**”), and (iii) is purchasing the Notes from a dealer registered as an “investment dealer” or “exempt market dealer” in the relevant Placement Provinces or from a dealer permitted to rely on the “international dealer exemption” in the relevant Placement Province contained in, and has received the notice from such dealer referred to in, section 8.18 of NI 31-103;
- (f) the investor is not a person created or used solely to purchase or hold securities as an “accredited investor” as described in paragraph (m) of the definition of “accredited investor” in section 1.1 of NI 45-106;
- (g) none of the funds being used to purchase the Notes are, to the best of the investor’s knowledge, proceeds obtained or derived, directly or indirectly, as a result of illegal activities and:
 - (i) the funds being used to purchase the Notes and advanced by or on behalf of the investor to the Initial Purchasers do not represent proceeds of crime for the purpose of the *Proceeds of Crime (Money Laundering) and Terrorist Financing Act* (Canada) (the “**PCMLTFA**”);
 - (ii) the investor is not a person or entity identified on a list established under section 83.05 of the *Criminal Code* (Canada) or in the *Regulations Implementing the United Nations Resolutions on the Suppression of Terrorism* (the “**RIUNRST**”), the *United Nations Al-Qaida and Taliban Regulations* (the “**UNAQTR**”), the *Regulations Implementing the United Nations Resolution on the Democratic People’s Republic of Korea* (the “**UNRDPRK**”), the *Regulations Implementing the United Nations Resolution on Iran* (the “**RIUNRI**”), the *United Nations Côte d’Ivoire Regulations* (the “**Côte d’Ivoire Regulations**”), the *United Nations Democratic Republic of the Congo Regulations* (the “**Congo Regulations**”), the *United Nations Liberia Regulations* (the “**Liberia Regulations**”), the *United Nations Sudan Regulations* (the “**Sudan Regulations**”), the *Regulations Implementing the United Nations Resolutions on Somalia* (the “**RIUNRS**”), the *Special Economic Measures (Burma) Regulations* (the “**Burma Regulations**”), the *Special Economic Measures (Zimbabwe) Regulations* (the “**Zimbabwe Regulations**”), the *Special Economic Measures (Iran) Regulations* (the “**Iran Regulations**”), the *Regulations Implementing the United Nations Resolution on Eritrea* (the “**RIUNRE**”), the *Regulations Amending the Regulations Implementing the United Nations Resolution on Libya and Taking Special Economic Measures* (the “**Libya Regulations**”), the *Freezing Assets of Corrupt Foreign Officials (Tunisia and Egypt) Regulations* (the “**FACPA Tunisia and Egypt Regulations**”) or the *Special Economic Measures (Syria) Regulations* (the “**Syria Regulations**”), the *Special Economic Measures (DPRK) Regulations* (the “**DPRK Regulations**”) or the *Freezing Assets of Corrupt Foreign Officials (Ukraine) Regulations* (the “**Ukraine Regulations**”) or other similar applicable laws, regulations or rules, as may be amended from time to time (the “**Similar Laws**”);

- (iii) the Issuer and the Initial Purchasers, as applicable, may in the future be required by law to disclose the investor's name and other information relating to the investor and any purchase of the Notes, on a confidential basis, pursuant to the PCMLTFA, the *Criminal Code* (Canada), the RIUNRST, the UNAQTR, the UNRDPRK, the RIUNRI, the Côte d'Ivoire Regulations, the Congo Regulations, the Liberia Regulations, the Sudan Regulations, the RIUNRS, the Burma Regulations, the Zimbabwe Regulations, the Iran Regulations, the RIUNRE, the Libya Regulations, the FACPA Tunisia and Egypt Regulations, the SEMA Syria Regulations, the DPRK Regulations, the Ukraine Regulations or other Similar Laws or as otherwise may be required by applicable laws, regulations or rules, and by accepting delivery of this Canadian Offering Memorandum, the investor is deemed to have agreed to the foregoing;
- (iv) to the best of the investor's knowledge, none of the funds to be provided by or on behalf of the investor to the Initial Purchasers are being tendered on behalf of a person or entity who has not been identified to the investor; and
- (v) the investor shall promptly notify the Issuer and the Initial Purchasers, as applicable, if the investor discovers that any such representations cease to be true, and shall provide the Issuer and the Initial Purchasers, as applicable, with appropriate information in connection therewith; and
- (h) where required by applicable securities laws, regulations or rules, including applicable stock exchange rules, the investor will execute, deliver and file such reports, undertakings and other documents relating to the purchase of the Notes by the investor as may be required by such laws, regulations and rules, or assist the Issuer and the Initial Purchasers, as applicable, in obtaining and filing such reports, undertakings and other documents.

In addition, each resident of Ontario who purchases the Notes will be deemed to have represented to the Issuer, the Guarantor, the Initial Purchasers and each dealer from whom a purchase confirmation is received, that such purchaser:

- (a) has been notified by the Issuer and the Initial Purchasers that:
 - (i) the Issuer may be required to provide certain personal information pertaining to the purchaser as required to be disclosed in Schedule I of Form 45-106F1 under NI 45-106 (including its name, address, telephone number and the aggregate purchase price paid by the purchaser for the Notes) ("personal information"), which Form 45-106F1 may be required to be filed by the Issuer under NI 45-106;
 - (ii) such personal information may be delivered to the Ontario Securities Commission (the "OSC") in accordance with NI 45-106;
 - (iii) such personal information is collected indirectly by the OSC under the authority granted to it under the securities legislation of Ontario;
 - (iv) such personal information is collected for the purposes of the administration and enforcement of the securities legislation of Ontario; and

- (v) the public official in Ontario who can answer questions about the OSC's indirect collection of such personal information is the Administrative Support Clerk at the OSC, Suite 1903, Box 55, 20 Queen Street West, Toronto, Ontario M5H 3S8, Telephone: (416) 593-3684; and

- (b) has authorized the indirect collection of the personal information by the OSC.

Furthermore, each Canadian purchaser of the Notes acknowledges that its name, address, telephone number and other specified information, including the aggregate purchase price paid by the purchaser, may be collected, used and disclosed for purposes of meeting legal and/or regulatory requirements. Such information may be disclosed to Canadian securities regulatory authorities and may become available to the public in accordance with the requirements of applicable laws and regulations. By purchasing the Notes, each Canadian purchaser consents to the disclosure of such information. In addition, by purchasing the Notes, each Canadian purchaser will be deemed to have agreed to provide the Issuer and the Initial Purchasers, as applicable, with any and all information about the Canadian purchaser necessary to permit the Issuer and the Initial Purchasers, as applicable, to properly complete and file Form 45-106F1 and other similar forms in the Placement Provinces.

FINANCIAL STATEMENTS AND EXCHANGE RATE INFORMATION

Financial Statements

The consolidated financial data for the Guarantor as of and for each of the fiscal years ended March 31, 2012, 2013 and 2014 contained in the Offering Memorandum has been prepared in accordance with international financial reporting standards (“**IFRS**”). Canadian investors are advised that IFRS differs in certain material respects from generally accepted accounting principles in Canada (“**Canadian GAAP**”) which remains applicable to certain entities. The Issuer and the Guarantor will not provide Canadian investors with any reconciliation to Canadian GAAP of the financial statements or other financial information contained within the Offering Memorandum. Canadian investors should consult with their own legal, financial and tax advisers for additional information regarding the Guarantor's financial statements and such other financial information and as to the material differences between IFRS and Canadian GAAP prior to investing in the Notes.

Foreign Exchange Regulations and Risk

Canadian investors should consult with their own legal, financial and tax advisers for information pertaining to foreign exchange regulations which may impact on a decision to invest in the Notes. Canadian investors are advised that the Guarantor's operations are conducted worldwide and its results of operations are subject to currency translation risk and to currency transaction list and are referred to “Risk Factors — Risks Relating to the Guarantor's Business” contained in the Offering Memorandum.

Historical Exchange Rate Information

The Information Memorandum contains financial information that is presented in Indian Rupees, the official currency of exchange in India. The following tables set forth, for the periods indicated, certain

information pertaining to the official average daily noon rate of exchange between the Rupee and the Canadian dollar as reported by the Bank of Canada. Such exchange rates were not used by the Company in the preparation of its financial statements or any other financial information included within the Placement Document and the following tables should not be construed as a representation that the Rupee has been or could be converted into the Canadian dollar at the rate indicated for the periods or at the dates indicated.

Rs. = C\$1.00

<i>Year</i>	<i>Year-end Average Rate Rate¹</i>	
2009	44.35	42.37
2010	44.96	44.34
2011	52.13	47.03
2012	55.16	53.28
2013	58.24	56.63

Note: 1. The average of the official daily noon rate on the working days of the relevant year.

The official daily noon rate of exchange between the Rupee and the Canadian dollar, as reported by the Bank of Canada on May 9, 2014, the latest practicable date, was Rs. 55.16 = C\$1.00.

The Offering Memorandum contains financial information relating to the Company as of and for the fiscal years ended March 31, 2014, March 31, 2013 and March 31, 2012. The official daily noon rate of exchange between the Indian Rupee and the Canadian dollar, as reported by the Bank of Canada, on March 31, 2014, March 31, 2013 and March 31, 2012 was approximately Rs. 54.29 = C\$1.00, Rs. 53.45 = C\$1.00 and Rs. 50.94 = C\$1.00 respectively.

TAXATION AND ELIGIBILITY FOR INVESTMENT

Any discussion of taxation and related matters contained in this Canadian Offering Memorandum does not purport to be a comprehensive description of all the tax considerations that may be relevant to a decision to purchase the Notes and, in particular, does not address Canadian tax considerations. No representation or warranty is hereby made as to the tax consequences to a resident of Canada of an investment in the Notes. Canadian investors should consult with their own legal, financial and tax advisers with respect to the tax consequences of an investment in the Notes in their particular circumstances and with respect to the eligibility of the Notes for investment by the investor under applicable Canadian federal and provincial legislation and regulations and should review the sections entitled “Taxation – Indian Taxation” and “Taxation – Netherlands Taxation” contained within the Offering Memorandum for additional general information for Canadian investors with respect to taxation consequences of an investment in the Notes.

RIGHTS OF ACTION FOR DAMAGES OR RESCISSION

Securities legislation in certain of the Canadian provinces provides certain purchasers of securities pursuant to an offering memorandum (such as this Canadian Offering Memorandum) with a remedy for

damages or rescission, or both, in addition to any other rights they may have at law, where the offering memorandum and any amendment thereto contains a “misrepresentation”, as defined in the applicable securities legislation. A “misrepresentation” is generally defined under applicable provincial securities laws to mean an untrue statement of a material fact or an omission to state a material fact that is required to be stated or that is necessary to make any statement not misleading in light of the circumstances in which it was made. These remedies, or notice with respect to these remedies, must be exercised or delivered, as the case may be, by the purchaser within the time limits prescribed by applicable securities legislation and are subject to limitations and defences under applicable securities legislation.

The following is a summary of the relevant rights of action for damages or rescission, or both, available to certain purchasers resident in certain of the provinces of Canada.

Saskatchewan

The right of action for damages or rescission described herein is conferred by section 138 of *The Securities Act, 1988* (Saskatchewan) (the “Saskatchewan Act”). The Saskatchewan Act provides, in relevant part, that where an offering memorandum (such as this Canadian Offering Memorandum), or any amendment thereto, is sent or delivered to a purchaser and it contains a misrepresentation, as defined in the Saskatchewan Act, a purchaser who purchases a security covered by the offering memorandum or any amendment thereto has, without regard to whether the purchaser relied on the misrepresentation, a right of action for rescission against the issuer or a selling security holder on whose behalf the distribution is made or a right of action for damages against:

- (a) the issuer or the selling security holder on whose behalf the distribution is made;
- (b) every promoter and director of the issuer or the selling security holder, as the case may be, at the time the offering memorandum or any amendment thereto was sent or delivered;
- (c) every person or company whose consent has been filed respecting the offering, but only with respect to reports, opinions or statements that have been made by them;
- (d) every person or company that, in addition to the persons or companies mentioned in (a) to (c) above, signed the offering memorandum or any amendment thereto; and
- (e) every person or company that sells securities on behalf of the issuer or the selling security holder under the offering memorandum or any amendment thereto.

Such rights of action for damages or rescission are subject to certain limitations including the following:

- (a) if the purchaser elects to exercise its right of rescission against the issuer or selling security holder, it shall have no right of action for damages against that party;
- (b) in an action for damages, a defendant will not be liable for all or any portion of the damages that he, she or it proves do not represent the depreciation in value of the securities resulting from the misrepresentation relied on;

- (c) no person or company, other than the issuer or a selling security holder, will be liable for any part of the offering memorandum or any amendment thereto not purporting to be made on the authority of an expert and not purporting to be a copy of, or an extract from, a report, opinion or statement of an expert, unless the person or company failed to conduct a reasonable investigation sufficient to provide reasonable grounds for a belief that there had been no misrepresentation or believed that there had been a misrepresentation;
- (d) in no case shall the amount recoverable exceed the price at which the securities were offered; and
- (e) no person or company is liable in an action for damages or rescission if that person or company proves that the purchaser purchased the securities with knowledge of the misrepresentation.

All or any one or more of the persons or companies referred to above are jointly and severally liable, and every person who or company that becomes liable to make any payment pursuant to section 138 of the Saskatchewan Act may recover a contribution from any person who or company that, if sued separately, would have been liable to make the same payment. Notwithstanding the foregoing, a court may deny such right to recover contribution where, in the circumstances of the case, it is satisfied that to permit recovery of a contribution would not be just and equitable.

In addition, no person or company, other than the issuer or selling security holder, will be liable if the person or company proves that:

- (a) the offering memorandum or any amendment thereto was sent or delivered without the person's or company's knowledge or consent and that, on becoming aware of it being sent or delivered, that person or company immediately gave reasonable general notice that it was so sent or delivered; or
- (b) with respect to any part of the offering memorandum or any amendment thereto purporting to be made on the authority of an expert, or purporting to be a copy of, or an extract from, a report, an opinion or a statement of an expert, that person or company had no reasonable grounds to believe and did not believe that there had been a misrepresentation, the part of the offering memorandum or any amendment thereto did not fairly represent the report, opinion or statement of the expert, or was not a fair copy of, or an extract from, the report, opinion or statement of the expert.

Not all defences upon which an issuer, selling security holder or other person may rely are described herein. Canadian investors should refer to the full text of the Saskatchewan Act for a complete listing.

Similar rights of action for damages and rescission are provided in section 138.1 of the Saskatchewan Act in respect of a misrepresentation in advertising and sales literature disseminated in connection with an offering of securities.

Section 138.2 of the Saskatchewan Act also provides that where an individual makes a verbal statement to a prospective purchaser that contains a misrepresentation relating to the security purchased and the

verbal statement is made either before or contemporaneously with the purchase of the security, the purchaser has, without regard to whether the purchaser relied on the misrepresentation, a right of action for damages against the individual who made the verbal statement.

Section 141(1) of the Saskatchewan Act provides a purchaser with the right to void the purchase agreement and to recover all money and other consideration paid by the purchaser for the securities if the securities are sold by a vendor who is trading in Saskatchewan in contravention of the Saskatchewan Act, the regulations to the Saskatchewan Act or a decision of the Saskatchewan Financial Services Commission.

Section 141(2) of the Saskatchewan Act also provides a right of action for damages or rescission to a purchaser of securities to whom an offering memorandum or any amendment thereto was not sent or delivered prior to or at the same time as the purchaser enters into an agreement to purchase the securities, as required by section 80.1 of the Saskatchewan Act.

Section 147 of the Saskatchewan Act provides that no action shall be commenced to enforce any of the foregoing rights more than:

- (a) in the case of an action for rescission, 180 days after the date of the transaction that gave rise to the cause of action; or
- (b) in the case of any other action, other than an action for rescission, the earlier of:
 - (i) one year after the plaintiff first had knowledge of the facts giving rise to the cause of action; or
 - (ii) six years after the date of the transaction that gave rise to the cause of action.

The Saskatchewan Act also provides a purchaser who has received an amended offering memorandum delivered in accordance with subsection 80.1(3) of the Saskatchewan Act with a right to withdraw from the agreement to purchase the securities by delivering a notice to the person who or company that is selling the securities, indicating the purchaser's intention not to be bound by the purchase agreement, provided such notice is delivered by the purchaser within two business days of receiving the amended offering memorandum.

Manitoba

The right of action for damages or rescission described herein is conferred by section 141.1 of the *Securities Act* (Manitoba) (the "Manitoba Act"). The Manitoba Act provides, in relevant part, that in the event that an offering memorandum (such as this Canadian Offering Memorandum) contains a misrepresentation, as defined in the Manitoba Act, a purchaser who purchases a security offered by the offering memorandum is deemed to have relied on the representation if it was a misrepresentation at the time of purchase. Such purchaser has a statutory right of action for damages against the issuer, every director of the issuer at the date of the offering memorandum and every person or company who

signed the offering memorandum or, alternatively, while still an owner of the securities purchased by the purchaser, may elect instead to exercise a statutory right of rescission against the issuer, in which case the purchaser shall have no right of action for damages against the issuer, the directors or every person or company who signed the offering memorandum. No such action may be commenced to enforce the right of action for rescission or damages more than (a) 180 days after the day of the transaction that gave rise to the cause of action, in the case of an action for rescission, or (b) the earlier of (i) 180 days after the day that the plaintiff first had knowledge of the facts giving rise to the cause of action, or (ii) two years after the day of the transaction that gave rise to the cause of action, in any other case.

The Manitoba Act provides a number of limitations and defences, including the following:

- (a) no person or company is liable if the person or company proves that the purchaser purchased the security having knowledge of the misrepresentation;
- (b) in the case of an action for damages, the defendant is not liable for all or any part of the damages that the defendant proves do not represent the depreciation in value of the security as a result of the misrepresentation; and
- (c) in no case will the amount recoverable in any action exceed the price at which the securities were offered under the offering memorandum.

In addition, a person or company, other than the issuer, will not be liable:

- (a) if such person or company proves that the offering memorandum was sent to the purchaser without the person's or company's knowledge or consent, and that, after becoming aware that it was sent, the person or company promptly gave reasonable notice to the issuer that it was sent without the person's or company's knowledge and consent;
- (b) if such person or company proves that after becoming aware of the misrepresentation, the person or company withdrew the person's or company's consent to the offering memorandum and gave reasonable notice to the issuer of the withdrawal and the reason for it;
- (c) with respect to any part of the offering memorandum purporting to be made on the authority of an expert or to be a copy of, or an extract from, an expert's report, opinion or statement, if the person or company proves that it did not have any reasonable grounds to believe and did not believe that (i) there had been a misrepresentation, or (ii) the relevant part of the offering memorandum (A) did not fairly represent the expert's report, opinion or statement, or (B) was not a fair copy of, or an extract from, the expert's report, opinion or statement; or
- (d) with respect to any part of the offering memorandum not purporting to be made on an expert's authority and not purporting to be a copy of, or an extract from, an expert's report, opinion or statement, unless the person or company (i) did not conduct an investigation sufficient to provide reasonable grounds for a belief that there had been no misrepresentation, or (ii) believed there had been a misrepresentation.

If a misrepresentation is contained in a record incorporated by reference in, or is deemed to be incorporated into, an offering memorandum, the misrepresentation is deemed to be contained in the offering memorandum.

Ontario

The right of action for damages or rescission described herein is conferred by section 130.1 of the Ontario Act. The Ontario Act provides, in relevant part, that every purchaser of securities pursuant to an offering memorandum (such as this Canadian Offering Memorandum) shall have a statutory right of action for damages or rescission against the issuer and any selling security holder in the event that the offering memorandum contains a misrepresentation, as defined in the Ontario Act. A purchaser who purchases securities offered by the offering memorandum during the period of distribution has, without regard to whether the purchaser relied upon the misrepresentation, a statutory right of action for damages or, alternatively, while still the owner of the securities, for rescission against the issuer and any selling security holder provided that:

- (a) if the purchaser exercises its right of rescission, it shall cease to have a right of action for damages as against the issuer and the selling security holders, if any;
- (b) the issuer and the selling security holders, if any, will not be liable if it proves that the purchaser purchased the securities with knowledge of the misrepresentation;
- (c) the issuer and the selling security holders, if any, will not be liable for all or any portion of damages that it proves do not represent the depreciation in value of the securities as a result of the misrepresentation relied upon;
- (d) the issuer and the selling security holders, if any, will not be liable for a misrepresentation in FLI if it proves that:
 - (i) the offering memorandum contains, proximate to the FLI, reasonable cautionary language identifying the FLI as such, and identifying material factors that could cause actual results to differ materially from a conclusion, forecast or projection set out in the FLI, and a statement of material factors or assumptions that were applied in drawing a conclusion or making a forecast or projection set out in the FLI; and
 - (ii) the issuer had a reasonable basis for drawing the conclusions or making the forecasts and projections set out in the FLI; and
- (e) in no case shall the amount recoverable exceed the price at which the securities were offered.

Section 138 of the Ontario Act provides that no action shall be commenced to enforce these rights more than:

- (a) in the case of an action for rescission, 180 days after the date of the transaction that gave rise to the cause of action; or

- (b) in the case of an action for damages, the earlier of:
 - (i) 180 days after the date that the purchaser first had knowledge of the facts giving rise to the cause of action; or
 - (ii) three years after the date of the transaction that gave rise to the cause of action.

This Canadian Offering Memorandum is being delivered in reliance on the “accredited investor exemption” from the prospectus requirements contained under section 2.3 of NI 45-106. The rights referred to in section 130.1 of the Ontario Act do not apply in respect of an offering memorandum (such as this Canadian Offering Memorandum) delivered to a prospective purchaser in connection with a distribution made in reliance on the accredited investor exemption if the prospective purchaser is:

- (a) a Canadian financial institution or a Schedule III bank (each as defined in section 1.1 of NI 45-106);
- (b) the Business Development Bank of Canada incorporated under the *Business Development Bank of Canada Act* (Canada); or
- (c) a subsidiary of any person referred to in paragraphs (a) and (b), if the person owns all of the voting securities of the subsidiary, except the voting securities required by law to be owned by directors of that subsidiary.

New Brunswick

The right of action for damages or rescission described herein is conferred by section 150 of the *Securities Act* (New Brunswick) (the “New Brunswick Act”). Section 2.1 of New Brunswick Securities Commission Rule 45-802 *Prospectus and Registration Exemptions* provides that the statutory rights of action for damages or rescission referred to in section 150 of the New Brunswick Act apply to information relating to an offering memorandum (such as this Canadian Offering Memorandum) that is provided to a purchaser of securities in connection with a distribution made in reliance on the “accredited investor” prospectus exemption in section 2.3 of NI 45-106. The New Brunswick Act provides, in relevant part, that where an offering memorandum (such as this Canadian Offering Memorandum) contains a misrepresentation, as defined in the New Brunswick Act, a purchaser who purchases securities offered by the offering memorandum shall be deemed to have relied on the misrepresentation if it was a misrepresentation at the time of purchase and:

- (a) the purchaser has a right of action for damages against the issuer and any selling security holder(s) on whose behalf the distribution is made; or
- (b) where the purchaser purchased the securities from a person referred to in paragraph (a), the purchaser may elect to exercise a right of rescission against the person, in which case the purchaser shall have no right of action for damages against the person.

This statutory right of action is available to New Brunswick purchasers whether or not such purchasers relied on the misrepresentation. However, there are various defences available to the issuer and the selling security holder(s). In particular, no person will be liable for a misrepresentation if such person proves that the purchaser purchased the securities with knowledge of the misrepresentation when the purchaser purchased the securities. Moreover, in an action for damages, the amount recoverable will not exceed the price at which the securities were offered under the offering memorandum and any defendant will not be liable for all or any part of the damages that the defendant proves do not represent the depreciation in value of the security as a result of the misrepresentation.

If the purchaser intends to rely on the rights described in (a) or (b) above, such purchaser must do so within strict time limitations. The purchaser must commence an action for rescission within 180 days after the date of the transaction that gave rise to the cause of action. The purchaser must commence its action for damages within the earlier of:

- (a) one year after the purchaser first had knowledge of the facts giving rise to the cause of action;
or
- (b) six years after the date of the transaction that gave rise to the cause of action.

Nova Scotia

The right of action for damages or rescission described herein is conferred by section 138 of the *Securities Act* (Nova Scotia) (the “Nova Scotia Act”). The Nova Scotia Act provides, in relevant part, that in the event that an offering memorandum (such as this Canadian Offering Memorandum), together with any amendment thereto, or any advertising or sales literature, as defined in the Nova Scotia Act, contains a misrepresentation, as defined in the Nova Scotia Act, the purchaser to whom the offering memorandum has been delivered and who purchases a security referred to therein will be deemed to have relied upon such misrepresentation if it was a misrepresentation at the time of purchase and has, subject to certain limitations and defences, a statutory right of action for damages against the issuer or other seller and, subject to certain additional defences, every director of the issuer at the date of the offering memorandum and every person who signed the offering memorandum or, alternatively, while still the owner of the securities purchased by the purchaser, may elect instead to exercise a statutory right of rescission against the issuer or other seller, in which case the purchaser shall have no right of action for damages against the issuer or other seller, directors of the issuer or any other person who has signed the offering memorandum, provided that, among other limitations:

- (a) no action shall be commenced to enforce the right of action for rescission or damages by a purchaser resident in Nova Scotia later than 120 days after the date on which the payment was made for the securities (or after the date on which initial payment was made for the securities where payments subsequent to the initial payment are made pursuant to a contractual commitment assumed prior to, or concurrently with, the initial payment);
- (b) no person will be liable if it proves that the purchaser purchased the securities with knowledge of the misrepresentation;

- (c) in the case of an action for damages, no person will be liable for all or any portion of the damages that it proves do not represent the depreciation in value of the securities as a result of the misrepresentation relied upon; and
- (d) in no case will the amount recoverable in any action exceed the price at which the securities were offered to the purchaser.

In addition, a person or company, other than the issuer, will not be liable if that person or company proves that:

- (a) the offering memorandum or any amendment thereto was sent or delivered to the purchaser without the person's or company's knowledge or consent and that, on becoming aware of its delivery, the person or company gave reasonable general notice that it was delivered without the person's or company's knowledge or consent;
- (b) after delivery of the offering memorandum or any amendment thereto and before the purchase of the securities by the purchaser, on becoming aware of any misrepresentation in the offering memorandum or amendment thereto the person or company withdrew the person's or company's consent to the offering memorandum or any amendment thereto, and gave reasonable general notice of the withdrawal and the reason for it; or
- (c) with respect to any part of the offering memorandum or any amendment thereto purporting (i) to be made on the authority of an expert, or (ii) to be a copy of, or an extract from, a report, an opinion or a statement of an expert, the person or company had no reasonable grounds to believe and did not believe that (A) there had been a misrepresentation, or (B) the relevant part of the offering memorandum or any amendment thereto did not fairly represent the report, opinion or statement of the expert, or was not a fair copy of, or an extract from, the report, opinion or statement of the expert.

Furthermore, no person or company, other than the issuer, will be liable with respect to any part of the offering memorandum or any amendment thereto not purporting (a) to be made on the authority of an expert or (b) to be a copy of, or an extract from, a report, opinion or statement of an expert, unless the person or company (i) failed to conduct a reasonable investigation to provide reasonable grounds for a belief that there had been no misrepresentation or (ii) believed that there had been a misrepresentation.

If a misrepresentation is contained in a record incorporated by reference into, or deemed incorporated by reference into, the offering memorandum or any amendment thereto, the misrepresentation is deemed to be contained in the offering memorandum or any amendment thereto.

Prince Edward Island

The right of action for damages or rescission described herein is conferred by section 112 of the *Securities Act* (Prince Edward Island) (the "PEI Act"). The PEI Act provides, in relevant part, that if an offering memorandum (such as this Canadian Offering Memorandum) contains a misrepresentation, as

defined in the PEI Act, a purchaser who purchases a security offered by the offering memorandum during the period of distribution has, without regard to whether the purchaser relied on the misrepresentation, a right of action for damages. Such purchaser has a statutory right of action for damages against the issuer, the selling security holder on whose behalf the distribution is made, every director of the issuer at the date of the offering memorandum and every person who signed the offering memorandum. Alternatively, a purchaser who purchases a security offered by the offering memorandum during the period of distribution has a right of action for rescission against the issuer or the selling security holder on whose behalf the distribution is made, in which case the purchaser shall have no right of action for damages against the persons described above. No such action may be commenced to enforce the right of action for rescission or damages more than (a) 180 days after the day of the transaction that gave rise to the cause of action, in the case of an action for rescission, or (b) the earlier of (i) 180 days after the plaintiff first had knowledge of the facts giving rise to the cause of action, or (ii) three years after the day of the transaction giving rise to the cause of action, in the case of an action for damages.

The PEI Act provides a number of limitations and defences, including the following:

- (a) no person is liable if the person proves that the purchaser purchased securities with knowledge of the misrepresentation;
- (b) in the case of an action for damages, the defendant is not liable for any damages that the defendant proves do not represent the depreciation in value of the security resulting from the misrepresentation; and
- (c) the amount recoverable by a plaintiff in respect of such action must not exceed the price at which the securities purchased by the plaintiff were offered.

In addition, a person, other than the issuer and selling security holder, is not liable if the person proves that:

- (a) the offering memorandum was sent to the purchaser without the person's knowledge or consent, and that, upon becoming aware of its being sent, the person had promptly given reasonable notice to the issuer that it had been sent without the knowledge and consent of the person;
- (b) the person, upon becoming aware of the misrepresentation in the offering memorandum, had withdrawn the person's consent to the offering memorandum and had given reasonable notice to the issuer of the withdrawal and the reason for it; or
- (c) with respect to any part of the offering memorandum purporting to be made on the authority of an expert or purporting to be a copy of, or an extract from, a report, statement or opinion of an expert, the person had no reasonable grounds to believe and did not believe that (i) there had been a misrepresentation, or (ii) the relevant part of the offering memorandum (A) did not fairly represent the report, statement or opinion of the expert, or (B) was not a fair copy of, or an extract from, the report, statement or opinion of the expert.

In addition, a person is not liable with respect to a misrepresentation in FLI if:

- (a) the offering memorandum containing the FLI also contains, proximate to the FLI (i) reasonable cautionary language identifying the FLI as such and identifying material factors that could cause actual results to differ materially from a conclusion, forecast or projection in the FLI, and (ii) a statement of the material factors or assumptions that were applied in drawing a conclusion or making a forecast or projection set out in the FLI; and
- (b) the person had a reasonable basis for drawing the conclusions or making the forecast or projections set out in the FLI.

The above paragraph does not relieve a person of liability respecting FLI in a financial statement required to be filed under Prince Edward Island securities laws.

General

The foregoing summary is subject to the express provisions of the securities legislation of the applicable provinces and the rules, regulations and other instruments thereunder, and reference should be made to the complete text of such provisions. Such provisions may contain limitations and statutory defences on which the Issuer, the Guarantor, the Initial Purchasers and other parties may rely, including limitations and statutory defences not described herein. The enforceability of these rights may be limited as described herein below under the section entitled “Enforcement of Legal Rights”.

The rights of action described above are in addition to and without derogation from any other right or remedy available at law to the investor. Canadian investors should refer to the applicable provisions of the securities legislation of their province of residence for the particulars of these rights and consult with their own legal advisers prior to investing in the Notes.

ENFORCEMENT OF LEGAL RIGHTS

The Issuer is a private limited liability company incorporated under the laws of the Netherlands and the Guarantor is a public limited liability company incorporated under the laws of India. All or substantially all of the directors and officers of the Issuer and the Guarantor, as well as the Initial Purchasers and the experts named herein, are or may be located outside of Canada and, as a result, it may not be possible for Canadian purchasers to effect service of process within Canada upon the Issuer, the Guarantor or such persons. All or a substantial portion of the assets of the Issuer and the Guarantor and such other persons are or may be located outside of Canada and, as a result, it may not be possible to satisfy a judgement against the Issuer, the Guarantor or such persons in Canada or to enforce a judgement obtained in Canadian courts against the Issuer, the Guarantor or such persons outside of Canada.

Canadian investors should consult with their own legal advisers concerning the enforceability of civil liabilities and judgements in the Netherlands and India and should review the section entitled “Enforceability of Civil Liabilities” contained within the Offering Memorandum for additional general information prior to investing in the Notes.

LANGUAGE OF DOCUMENTS

Upon receipt of this document, each Canadian investor hereby confirms that it has expressly requested that all documents evidencing or relating in any way to the sale of the securities described herein (including for greater certainty any purchase confirmation or any notice) be drawn up in the English language only. *Par la réception de ce document, chaque investisseur canadien confirme par les présentes qu'il a expressément exigé que tous les documents faisant foi ou se rapportant de quelque manière que ce soit à la vente des valeurs mobilières décrites aux présentes (incluant, pour plus de certitude, toute confirmation d'achat ou tout avis) soient rédigés en anglais seulement.*



Bharti Airtel International (Netherlands) B.V.

(Incorporated with limited liability in the Netherlands)

U.S.\$1,000,000,000 5.350% Guaranteed Senior Notes Due 2024 (the Dollar Notes)

**€750,000,000 3.375% Guaranteed Senior Notes Due 2021 (the Euro Notes)
guaranteed by
Bharti Airtel Limited**

(Incorporated with limited liability in the Republic of India under the Companies Act, 1956, (as amended))

Each of the U.S.\$1,000,000,000 5.350% Guaranteed Senior Notes due 2024 (the “Dollar Notes”) and the €750,000,000 3.375% Guaranteed Senior Notes due 2021 (the “Euro Notes”, and together with the Dollar Notes, the “Notes”) will be the unsecured senior obligations of Bharti Airtel International (Netherlands) B.V. (the “Issuer”) and will be irrevocably guaranteed on an unsecured basis (in respect of each of the Dollar Notes or the Euro Notes, the “Guarantee”) by Bharti Airtel Limited (the “Guarantor”), provided that, at all times, the relevant Guarantee shall be in respect of an amount not exceeding 200% of the initial aggregate principal amount of relevant Notes being U.S.\$2,000,000,000 for the Dollar Notes and €1,500,000,000 for the Euro Notes, (each, as the case may be, the “Guaranteed Amount”). A Guaranteed Amount will be reduced by any amounts paid by the Guarantor under the relevant Guarantee from time to time. See “Description of the Dollar Notes and Guarantee — The Guarantee” and “Description of the Euro Notes and Guarantee.” The Dollar Notes will bear interest at a rate of 5.350% per year. Interest will be paid on the Dollar Notes semi-annually in arrears on May 20 and November 20 of each year, beginning on November 20, 2014. Unless previously repurchased, cancelled or redeemed, the Dollar Notes will mature on May 20, 2024. The Euro Notes will bear interest at a rate of 3.375% per annum. Interest will be paid on the Euro Notes annually in arrears on May 20 of each year, beginning on May 20, 2015. Unless previously repurchased, cancelled or redeemed, the Euro Notes will mature on May 20, 2021.

Each of the Notes will be unsecured and unsubordinated obligations of the Issuer, will rank *pari passu* with all of its other existing and future unsubordinated obligations, including each other, and will be effectively subordinated to its secured obligations and the obligations of its subsidiaries. Each of the Guarantees will be an unsecured obligation of the Guarantor (save for such exceptions as may be provided under applicable legislation), rank *pari passu* with its other existing and future unsecured obligations and be effectively subordinated to the secured obligations of the Guarantor and the obligations of its subsidiaries. The Issuer will have the option to redeem all of each tranche of the Notes at any time at 100% of the principal amount of such Notes plus the relevant Applicable Premium set forth in this offering memorandum (“Offering Memorandum”). The Issuer may also redeem each tranche of the Notes at any time at 100% of the principal amount of such Notes in the event of certain changes in withholding taxes.

For a more detailed description of the Notes and Guarantee, see “Description of the Dollar Notes and Guarantee” and “Description of the Euro Notes and Guarantee” beginning on pages 210 and 245, respectively.

Offering Price for the Dollar Notes: 99.916% plus accrued interest, if any, from May 20, 2014.

Offering Price for the Euro Notes: 99.248% plus accrued interest, if any, from May 20, 2014.

Investing in the Notes involves certain risks. You should read “Risk Factors” beginning on page 30 before investing in the Notes.

Application will be made for the listing and quotation of the Dollar Notes and the Euro Notes on the Official List of the Singapore Exchange Securities Trading Limited (the “SGX-ST”). Such approval will be granted when the relevant Notes have been admitted to the Official List of the SGX-ST. The SGX-ST assumes no responsibility for the correctness of any statements made, opinions expressed or reports contained in this Offering Memorandum. Approval in-principle for the listing and quotation of the Notes on the SGX-ST is not to be taken as an indication of the merits of the Notes or the Guarantees, or of the Issuer, the Guarantor or their respective subsidiaries or associated companies (if any). The Notes will be traded on the SGX-ST in a minimum board lot size of U.S.\$200,000 or its equivalent for so long as the Notes are listed on the SGX-ST. Currently there is no public market for the Notes.

Application will be made for the trading of the Euro Notes on the Freiverkehr (Open Market) of the Frankfurter Wertpapierbörse (Frankfurt Stock Exchange) (the “FWB”). The Open Market is not a regulated market for purposes of EU Directive 2004/39/EC (MiFID). The FWB assumes no responsibility for the correctness of any statements made, opinions expressed or reports contained in this Offering Memorandum.

The Notes and Guarantees have not been, and will not be, registered under the U.S. Securities Act of 1933, as amended (the “Securities Act”), or any U.S. state securities laws. Accordingly, the Notes and Guarantees are being offered and sold only (i) in the United States to qualified institutional buyers (“QIBs”) (as defined in Rule 144A under the Securities Act (“Rule 144A”)) in reliance on the exemption from the registration requirements of the Securities Act provided by Rule 144A and (ii) to persons outside the United States in compliance with Regulation S under the Securities Act (“Regulation S”). Prospective purchasers are hereby notified that the sellers of the Notes and Guarantees may be relying on the exemption from the provisions of Section 5 of the Securities Act provided by Rule 144A. For a description of certain restrictions on resales and transfers, see “Transfer Restrictions.”

Delivery of the Dollar Notes is expected to be made to investors in book-entry form through The Depository Trust Company (“DTC”), Euroclear Bank SA/NV (“Euroclear”), and Clearstream Banking, société anonyme, Luxembourg (“Clearstream”) on or about May 20, 2014 (the “Closing Date”). The Euro Notes will be registered in the name of a nominee of, and deposited with a common depository for, Euroclear and Clearstream on or about the Closing Date.

Joint Lead Managers and Joint Bookrunners

Barclays	BofA Merrill Lynch	BNP PARIBAS	HSBC	J.P. Morgan	Standard Chartered Bank
----------	-----------------------	-------------	------	-------------	----------------------------

The date of this Offering Memorandum is May 12, 2014.

NOTICE TO INVESTORS

The Issuer, as well as Barclays Bank plc, BNP Paribas, The Hongkong and Shanghai Banking Corporation Limited, J.P. Morgan Securities plc, Merrill Lynch International and Standard Chartered Bank (together, the “Initial Purchasers”), reserve the right to withdraw the offering of the Notes at any time or to reject any offer to purchase, in whole or in part, for any reason, or to sell less than all of the Notes offered hereby.

This Offering Memorandum is personal to the prospective investor to whom it has been delivered by the Initial Purchasers and does not constitute an offer to any other person or to the public in general to subscribe for or otherwise acquire the Notes. Distribution of this Offering Memorandum to any person other than the prospective investor and those persons, if any, retained to advise that prospective investor with respect thereto is unauthorized, and any disclosure of its contents without the Issuer’s prior written consent is prohibited. The prospective investor, by accepting delivery of this Offering Memorandum, agrees to the foregoing and agrees not to make any photocopies of this Offering Memorandum.

This Offering Memorandum is intended solely for the purpose of soliciting indications of interest in the Notes from qualified investors and does not purport to summarize all of the terms, conditions, covenants and other provisions contained in any transaction documents described herein. The information provided is not all-inclusive. The market information in this Offering Memorandum has been obtained by the Issuer from publicly available sources deemed by it to be reliable. Notwithstanding any investigation that the Initial Purchasers may have conducted with respect to the information contained herein, the Initial Purchasers do not accept any liability in relation to the information contained in this Offering Memorandum or its distribution or with regard to any other information supplied by or on the Issuer’s and the Guarantor’s behalf.

The Issuer and the Guarantor each confirms that, after having made all reasonable inquiries, this Offering Memorandum contains all information with regard to the Issuer, the Guarantor, the Guarantor and its subsidiaries taken as a whole and the Notes which is material to the offering and sale of the Notes, that the information contained in this Offering Memorandum is true and accurate in all material respects and is not misleading in any material respect and that there are no omissions of any other facts from this Offering Memorandum which, by their absence herefrom, make this Offering Memorandum misleading in any material respect. The Issuer and the Guarantor each accepts responsibility accordingly.

Prospective investors in the Notes should rely only on the information contained in this Offering Memorandum. None of the Issuer, the Guarantor or the Initial Purchasers has authorized the provision of information different from that contained in this Offering Memorandum. The information contained in this Offering Memorandum is accurate in all material respects only as of the date of this Offering Memorandum, regardless of the time of delivery of this Offering Memorandum or of any sale of the Notes. Neither the delivery of this Offering Memorandum nor any sale made hereunder shall under any circumstances imply that there has been no change in the Issuer’s or the Guarantor’s affairs and those of each of its respective subsidiaries or that the information set forth herein is correct in all material respects as of any date subsequent to the date hereof.

Prospective investors hereby acknowledge that (i) they have not relied on the Initial Purchasers, the Trustee or any person affiliated with the Initial Purchasers or the Trustee in connection with any

investigation of the accuracy of such information or their investment decision, and (ii) no person has been authorized to give any information or to make any representation concerning the Issuer, the Guarantor, the Notes or the Guarantee (other than as contained herein and information given by the Issuer's or the Guarantor's duly authorized officers and employees, as applicable, in connection with investors' examination of the Issuer and the Guarantor, and the terms of this offering) and, if given or made, any such other information or representation should not be relied upon as having been authorized by the Issuer, the Guarantor, the Initial Purchasers or the Trustee.

Neither the Notes nor the Guarantee have been approved or recommended by the United States Securities and Exchange Commission ("SEC") or any other federal or state regulatory authority in the United States. Furthermore, the foregoing authorities have not passed upon or endorsed the merits of the offering or confirmed the accuracy or determined the adequacy of this Offering Memorandum. Any representation to the contrary is a criminal offense in the United States.

J.P. Morgan Securities plc (the "Stabilizing Manager") or any of its affiliates (or any person acting on behalf of any of them) may, to the extent permitted by applicable laws and regulations, over-allot or effect transactions with a view to supporting the market price of the Notes at a level higher than that which might otherwise prevail for a limited period after the issue date. In doing so, the Stabilizing Manager acts as principal and not as agent of the Issuer or the Guarantor and any loss resulting from over-allotment or stabilization will be borne, and any profit arising from them shall be retained, by the Initial Purchasers, as applicable, in equal proportion. However, there is no assurance that the Stabilizing Manager or any of its affiliates (or persons acting on behalf of any Stabilizing Manager) will undertake any stabilizing action. Any stabilizing action may begin on or after the date on which adequate public disclosure of the terms of the offer of the Notes is made and, if begun, may be ended at any time, but will end no later than 30 days after the issue date of the Notes and 60 days after the date of the allotment of the Notes, whichever is the earlier. Each of the Issuer and the Guarantor authorizes each Initial Purchaser to make such public disclosure of information relating to stabilization of the Notes as is required by applicable law, regulation and guidance.

None of the Initial Purchasers, the Issuer, the Guarantor or their respective affiliates or representatives is making any representation to any offeree or purchaser of the Notes offered hereby regarding the legality of any investment by such offeree or purchaser under applicable legal investment or similar laws. None of the Initial Purchasers makes any representation, warranty or undertaking, express or implied, or accepts any responsibility, with respect to the accuracy or completeness of any of the information in this Offering Memorandum. To the fullest extent permitted by law, none of the Initial Purchasers accepts any responsibility for the contents of this Offering Memorandum or for any other statement made or purported to be made by the Initial Purchasers or on their behalf in connection with the Issuer and/or the Guarantor or the issue and offering of the Notes. Each of the Initial Purchasers accordingly disclaims all and any liability whether arising in tort or contract or otherwise which it might otherwise have in respect of this Offering Memorandum or any such statement.

Each prospective investor contemplating purchasing any Notes should make its own independent investigation of the financial condition and affairs, and its own appraisal of the creditworthiness of the Issuer, and the terms of the Notes being offered, including the merits and risks involved and its purchase of the Notes should be based upon such investigations with its own tax, legal and

business advisers as it deems necessary. See section, “Risk Factors” for a discussion of certain factors to be considered. Any prospective investor in the Notes should be able to bear the economic risk of an investment in the Notes for an indefinite period of time.

This Offering Memorandum does not constitute an offer to sell, or a solicitation of an offer to buy, any Notes or Guarantee offered hereby by any person in any jurisdiction in which it is unlawful for such person to make an offer or solicitation in such jurisdiction.

The distribution of this Offering Memorandum and the offer and sale of the Notes may, in certain jurisdictions, be restricted by law. None of the Issuer or the Initial Purchasers represent that this Offering Memorandum may be lawfully distributed, or that any Notes may be lawfully offered, in compliance with any applicable registration or other requirements in any such jurisdiction, or pursuant to an exemption available thereunder, or assume any responsibility for facilitating any such distribution or offering. In particular, no action has been taken by any of the Issuer or the Initial Purchasers which would permit a public offering of any Notes or distribution of this Offering Memorandum in any jurisdiction where action for that purpose is required. Accordingly, no Notes may be offered or sold, directly or indirectly, and neither this Offering Memorandum nor any advertisement or other offering material may be distributed or published in any jurisdiction, except under circumstances that will result in compliance with any applicable laws and regulations.

Each purchaser of the Notes must comply with all applicable laws and regulations in force in each jurisdiction in which it purchases, offers or sells the Notes or possesses or distributes this Offering Memorandum, and must obtain any consent, approval or permission required for the purchase, offer or sale by it of the Notes under the laws and regulations in force in any jurisdiction to which it is subject or in which it makes purchases, offers or sales. Persons into whose possession this Offering Memorandum or any Notes may come must inform themselves about, and observe, any such restrictions on the distribution of Offering Memorandum and the offering and sale of Notes. In particular, there are restrictions on the offer and sale of the Notes, and the circulation of documents relating thereto, in certain jurisdictions including the United States and the European Economic Area and to persons connected therewith. See “Plan of Distribution.”

This Offering Memorandum has been prepared on the basis that all offers of the Notes will be made pursuant to an exemption under Article 3 of the Prospectus Directive, as implemented in member states of the European Economic Area, from the requirement to produce a prospectus for offers of the Notes.

U.S. INFORMATION

This Offering Memorandum is being submitted on a confidential basis in the United States to a limited number of QIBs for informational use solely in connection with the consideration of the purchase of the Notes. Its use for any other purpose in the United States is not authorized. It may not be copied or reproduced in whole or in part nor may it be distributed or any of its contents disclosed to anyone other than the prospective investors to whom it is originally submitted.

For this offering, the Issuer, the Guarantor and the Initial Purchasers are relying upon exemptions from registration under the Securities Act for offers and sales of securities which do not involve a public

offering, including Rule 144A. **Prospective investors are hereby notified that sellers of the Notes and Guarantee may be relying on the exemption from the provision of Section 5 of the Securities Act provided by Rule 144A.** The Notes are subject to restrictions on transferability and resale. Purchasers of the Notes may not transfer or resell the Notes except as permitted under the Securities Act and applicable state securities laws. See “Transfer Restrictions.”

NOTICE TO NEW HAMPSHIRE RESIDENTS

NEITHER THE FACT THAT A REGISTRATION STATEMENT OR AN APPLICATION FOR A LICENSE HAS BEEN FILED UNDER CHAPTER 421-B OF THE NEW HAMPSHIRE REVISED STATUTES WITH THE STATE OF NEW HAMPSHIRE NOR THE FACT THAT A SECURITY IS EFFECTIVELY REGISTERED OR A PERSON IS LICENSED IN THE STATE OF NEW HAMPSHIRE CONSTITUTES A FINDING BY THE SECRETARY OF STATE OF NEW HAMPSHIRE THAT ANY DOCUMENT FILED UNDER RSA 421-B IS TRUE, COMPLETE AND NOT MISLEADING. NEITHER ANY SUCH FACT NOR THE FACT THAT AN EXEMPTION OR EXCEPTION IS AVAILABLE FOR A SECURITY OR A TRANSACTION MEANS THAT THE SECRETARY OF STATE HAS PASSED IN ANY WAY UPON THE MERITS OR QUALIFICATIONS OF, OR RECOMMENDED OR GIVEN APPROVAL TO, ANY PERSON, SECURITY, OR TRANSACTION. IT IS UNLAWFUL TO MAKE, OR CAUSE TO BE MADE, TO ANY PROSPECTIVE PURCHASER, CUSTOMER, OR CLIENT ANY REPRESENTATION INCONSISTENT WITH THE PROVISIONS OF THIS PARAGRAPH.

AVAILABLE INFORMATION

To permit compliance with Rule 144A in connection with any resales or other transfers of Notes that are “restricted securities” within the meaning of the Securities Act, the Issuer has undertaken to furnish, upon the request of a holder of such Notes or any beneficial interest therein, to such holder or to a prospective purchaser designated by him, the information required to be delivered under Rule 144A(d)(4) under the Securities Act if, at the time of the request, any of the Notes remain outstanding as “restricted securities” within the meaning of Rule 144(a)(3) of the Securities Act and the Issuer is neither a reporting company under Section 13 or 15(d) of the U.S. Securities Exchange Act of 1934, as amended, (the “Exchange Act”) nor exempt from reporting pursuant to Rule 12g3-2(b) thereunder.

ENFORCEABILITY OF CIVIL LIABILITIES

The Guarantor is a public limited company incorporated under the laws of India. Substantially all of its directors and key management personnel named herein reside in India and all or a substantial portion of the assets of the Guarantor and such persons are located in India.

Recognition and enforcement of foreign judgments is provided for under the Code of Civil Procedure, 1908 (the “Civil Code”) on a statutory basis. Section 13 of the Civil Code provides that a foreign judgment shall be conclusive regarding any matter directly adjudicated upon, except: (i) where the judgment has not been pronounced by a court of competent jurisdiction; (ii) where the judgment has not been given on the merits of the case; (iii) where it appears on the face of the proceedings that the judgment is founded on an incorrect view of international law or a refusal to recognize the law of India in cases to which such law is applicable; (iv) where the proceedings in which the judgment was obtained were opposed to natural justice; (v) where the judgment has been obtained by fraud; or (vi) where the judgment sustains a claim founded on a breach of any law then in force in India.

India is not a party to any international treaty in relation to the recognition or enforcement of foreign judgments. Section 44A of the Civil Code provides that where a foreign judgment has been rendered by a superior court, within the meaning of such section, in any country or territory outside India which the Government of India (the “Government”) has by notification declared to be a reciprocating territory, it may be enforced in India by proceedings in execution as if the judgment had been rendered by the relevant court in India. However, Section 44A of the Civil Code is applicable only to monetary decrees, which are not amounts payable in respect of taxes, other charges of a like nature or in respect of a fine or other penalty and does not apply to an arbitration award, even if such award is enforceable as a decree or judgment.

The United Kingdom, Singapore and Hong Kong have been declared by the Government to be reciprocating territories for the purposes of Section 44A, but the United States has not been so declared. A judgment of a court in a country which is not a reciprocating territory may be enforced in India only by a fresh suit upon the judgment and not by proceedings in execution. Such a suit has to be filed in India within three years from the date of the judgment in the same manner as any other suit filed to enforce a civil liability in India. It is unlikely that a court in India would award damages on the same basis as a foreign court would if an action were brought in India. Furthermore, it is unlikely that an Indian court would enforce foreign judgments if that court were of the view that the amount of damages awarded was excessive or inconsistent with Indian public policy. A party seeking to enforce a foreign judgment in India is required to obtain approval from the Reserve Bank of India (“RBI”) to repatriate outside India any amount recovered pursuant to such award and any such amount may be subject to income tax in accordance with applicable laws.

The Issuer is incorporated as a private company with limited liability under the laws of the Netherlands. The agreements entered into with respect to the issue of the Notes, including the Indenture, are governed by the laws of the State of New York. As the United States and The Netherlands currently do not have a treaty providing for the reciprocal recognition and enforcement of judgments (other than arbitral awards) in civil and commercial matters, a final judgment for the payment of money rendered by any federal or state court in the United States which is enforceable in the United States, whether or not predicated solely upon U.S. federal securities laws, would not automatically be recognized or enforceable in The Netherlands. In order to obtain a judgment which is enforceable in The Netherlands, the party in whose favor a final and conclusive judgment of the U.S. court has been rendered will be required to file its claim with a court of competent jurisdiction in The Netherlands. Such party may submit to the Dutch court the final judgment rendered by the U.S. court. If and to the extent that the Dutch court finds that the jurisdiction of the U.S. court has been based on grounds which are internationally acceptable and that proper legal procedures have been observed, the Dutch court will, in principle, give binding effect to the judgment of the court of the United States without substantive re-examination or re-litigation on the merits of the subject matter thereof, unless such judgment contravenes principles of public policy of The Netherlands.

Subject to the foregoing and service of process in accordance with applicable treaties, investors may be able to enforce in The Netherlands, judgments in civil and commercial matters obtained from U.S. federal or state courts. However, no assurance can be given that such judgments will be enforceable. In addition, it is doubtful whether a Dutch court would accept jurisdiction and impose civil liability in an original action commenced in The Netherlands and predicated solely upon U.S. federal securities laws.

ENFORCEMENT OF THE GUARANTEE

In the event a guarantee issued by an Indian company on behalf of its wholly owned subsidiary is enforced by a competent court in a territory other than a “reciprocal territory,” the judgment must be enforced in India by a suit upon the judgment and not by proceedings in execution. Such a suit has to be filed in India within three years from the date of the judgment in the same manner as any other suit filed to enforce a civil liability in India. A party seeking to enforce a foreign judgment in India is required to obtain approval from the RBI to repatriate outside India any amount recovered pursuant to the execution of such a judgment, unless the amount is to be repatriated pursuant to the guarantee provided under the automatic route. For further details on the recognition and enforcement of foreign judgments in India, see “Enforcement of Civil Liabilities.”

The Guarantor would not be entitled to immunity on the basis of sovereignty or otherwise from any legal proceedings in India to enforce the Guarantee or any liability or obligation of the Guarantor arising thereunder.

As the Guarantee is an obligation of a type which Indian courts would usually enforce, the Guarantee should be enforced against the Guarantor in accordance with its terms by an Indian court, subject to the following exceptions:

- enforcement may be limited by general principles of equity, such as injunction;
- Indian courts have sole discretion to grant specific performance of the Guarantee and the same may not be available, including where damages are considered by the Indian court to be an adequate remedy, or where the court does not regard specific performance to be the appropriate remedy;
- actions may become barred under the Limitation Act, 1963, or may be or become subject to set-off or counterclaim, and failure to exercise a right of action within the relevant limitation period prescribed will operate as a bar to the exercise of such right;
- any certificate, determination, notification, opinion or the like will not be binding on an Indian court which will have to be independently satisfied on the contents thereof for the purpose of enforcement despite any provisions in the documents to the contrary; and
- all limitations resulting from the laws of reorganization, suretyship or similar laws of general application affecting creditors’ rights.

For details on the Indian laws and regulations under which the Guarantee is issued, see “Indian Government Filings/Approvals.”

PRESENTATION OF FINANCIAL INFORMATION

Financial Data

All historical financial information in this Offering Memorandum is that of the Guarantor, its consolidated subsidiaries (including the Issuer) and joint ventures consolidated based on the proportionate consolidation method for the fiscal years ended March 31, 2012 and March 31, 2013 and on the equity method for the fiscal years ended March 31, 2013 (as restated to give effect to IFRS 11 and discussed in more detail below) and March 31, 2014. In this Offering Memorandum, unless otherwise specified, all financial information is of the Guarantor on a consolidated basis. The annual audited financial statements of the Guarantor, on a consolidated basis, as at and for the fiscal years ended March 31, 2012, 2013 and 2014 (the “Annual Financial Statements”), included elsewhere in this Offering Memorandum, have each been prepared in accordance with International Financial Reporting Standards (“IFRS”) as issued by the International Accounting Standards Board (“IASB”) as in effect at the relevant time. In this Offering Memorandum, references to “fiscal year 2012,” “fiscal year 2013” and “fiscal year 2014” refer to the Guarantor’s fiscal years ended March 31, 2012, 2013 and 2014, respectively.

Comparability of Results

As a result of changes in accounting policies and reclassifications, the Guarantor’s financial information contained in this Offering Memorandum is not presented on a comparable basis for each of the three fiscal years ended March 31, 2012, 2013 and 2014. Effective April 1, 2013, IFRS 11 on joint arrangements became mandatory whereby accounting for investment in joint ventures changed from the proportionate consolidation method to the equity method. In addition, the Guarantor’s reporting segments were reclassified effective April 1, 2013. For more information on the effect of IFRS 11 and these segment reclassifications, see Notes 3(a) and 6 of the Guarantor’s consolidated financial statements as at and for the fiscal year ended March 31, 2014 (the “2014 Financials”), and “Reporting Segments” below

The Guarantor’s 2014 Financials have been prepared giving effect to IFRS 11 and the change in reporting segments, and the comparative financial statements as at and for the year ended March 31, 2013 included in the 2014 Financials (the “Restated 2013 Financials”) have been restated and reclassified (as compared to the Guarantor’s audited consolidated financial statements as at and for the fiscal year ended March 31, 2013 that were published on May 2, 2013, such statements being referred to herein as the “Unrestated 2013 Financials”) as if IFRS 11 and the revised reporting segments had been in effect as of April 1, 2012. While the Guarantor believes that this change is presentational in nature and does not impact the Guarantor’s net profits, it does impact a number of the Guarantor’s disclosed financial metrics, including revenue, EBITDA, free cash flow and net debt, amongst others. This Offering Memorandum discusses both the Restated 2013 Financials and the Unrestated 2013 Financials. Unless otherwise specified, all financial information provided as at or for the fiscal year ended March 31, 2013 contained in this Offering Memorandum has been extracted from the Restated 2013 Financials. The Guarantor’s audited consolidated financial statements as at and for the fiscal year ended March 31, 2012 presented in this Offering Memorandum (the “2012 Financials”) are the comparatives as published in the Unrestated 2013 Financials which have not been restated or

reclassified to reflect the impacts of IFRS 11 or the change in reporting segments and are therefore not directly comparable to the 2014 Financials or the Restated 2013 Financials. Furthermore, the information in respect of segmental information for the fiscal year ended March 31, 2012 has been taken from the comparative information as presented in 2013 Financials after giving effect of reclassifications of business segments made to reflect certain changes in the Guarantor's segment reporting that were implemented for fiscal year 2013. The 2012 Financials as presented in this Offering Memorandum on page F-230 is the audited consolidated financial statements as at and for the fiscal year ended March 31, 2012 before such reclassifications of business segments. Unless otherwise specified, all financial information provided as at or for the fiscal year ended March 31, 2012 contained in this Offering Memorandum has been extracted from the 2012 Financials.

Reporting Segments

The Guarantor's operating segments are organized and managed separately through the respective business managers, according to the nature of products and services provided, with each segment representing a strategic business unit. These business units are reviewed by the Chairman of the Guarantor (the chief operating decision maker). Effective April 1, 2013, to reflect the growing importance of South Asia mobile operations, the Guarantor's mobile services in Bangladesh and Sri Lanka are now being reported under a separate segment 'Mobile Services-South Asia,' previously included in 'Mobile Services — India and South Asia.' Accordingly, 'Mobile Services — India' is being reported as a separate segment. In addition, to better reflect business synergies, intra-city fiber networks previously included in 'Telemedia Services,' and mobile commerce services in India previously included in 'Others,' have now been included in 'Mobile Services — India.' Further, in order to improve the comparability of results with the single segment telecommunications players, the Guarantor has also allocated certain central common expenses previously included in 'Unallocated' to 'Mobile Services — India,' 'Telemedia Services' and 'Airtel Business.' Accordingly, the segment figures for the financial year 2013 have been restated.

- (a) *Mobile Services — India:* These services cover voice and data telecommunications services provided through wireless technology (2G/3G/4G) in India. These include the captive national long distance networks which primarily provide connectivity to the mobile services business in India. These also include intra-city fiber networks and mobile commerce services.
- (b) *Mobile Services — South Asia:* These services cover voice and data telecommunications services provided through wireless technology (2G/3G) in Sri Lanka and Bangladesh.
- (c) *Mobile Services — Africa:* These services cover provision of voice and data telecommunications services offered to customers in Africa continent. These also include corporate headquarter costs of the Guarantor's Africa operations.
- (d) *Telemedia Services:* These services cover voice and data communications based on fixed network and broadband technology in India.
- (e) *Digital TV Services:* These include digital broadcasting services provided under the Direct-to-home ("DTH") platform in India.
- (f) *Airtel Business:* These services cover end-to-end telecommunications solutions being provided to large Indian and global corporations by serving as a single point of contact for all telecommunications needs across data and voice (domestic as well as international long distance), network integration and managed services in India.

(g) *Tower Infrastructure Services*: These services include setting up, operating and maintaining wireless communication towers in India.

(h) *Others*: These include administrative and support services provided to other segments.

Unallocated expenses/results, assets and liabilities include expenses/results, assets and liabilities (including inter-segment assets and liabilities) of the corporate headquarters of the Guarantor and other activities not allocated to the operating segments. These also include current taxes, deferred taxes and certain financial assets and liabilities not allocated to the operating segments.

Non-GAAP Financial Measures

As used in this Offering Memorandum, a non-GAAP financial measure is one that purports to measure historical financial performance, financial position or cash flows, but excludes or includes amounts that would not be so adjusted in the most comparable IFRS measures. From time to time, reference is made in this Offering Memorandum to such “non-GAAP financial measures,” primarily EBITDA (which, unless otherwise specified, is defined as earnings before finance income and finance costs, exceptional items, taxation, depreciation and amortization, and share of results of associates and joint ventures) and net debt (which, unless otherwise specified, is defined as long-term debt (non current borrowing) plus short-term borrowings (current borrowings) plus deferred payment liabilities minus cash and cash equivalents, short-term and non-current investments and current and non-current restricted cash (not including cash related to mobile commerce services which is restricted in use)). The Guarantor’s management believes that EBITDA, net debt and other non-GAAP financial measures provide investors with additional information about the Guarantor’s performance, as well as ability to incur and service debt and make capital expenditures, and are measures commonly used by investors. For more detailed information concerning EBITDA, see “Summary — Summary Consolidated Financial and Operating Data of the Guarantor” and “Selected Consolidated Financial and Operating Data of the Guarantor.” The non-GAAP financial measures described herein are not a substitute for IFRS measures of earnings and may not be comparable to similarly titled measures reported by other companies due to differences in the way these measures are calculated.

Rounding

Certain amounts and percentages included in this Offering Memorandum have been rounded. Accordingly, in certain instances, the sum of the numbers in a column may not equal the total figure for that column.

CERTAIN DEFINITIONS

In this Offering Memorandum, unless otherwise specified or the context otherwise requires, “the Guarantor” refers to Bharti Airtel Limited, the listed parent company of the Issuer incorporated in India, and, unless otherwise indicated or required by context, Bharti Airtel Limited’s consolidated subsidiaries. References to the “Issuer” mean Bharti Airtel International (Netherlands) B.V. In the Annual Financial Statements as set forth herein on pages designated as “F-,” Bharti Airtel Limited is referred to as the “Company.”

In this Offering Memorandum, unless otherwise specified, all financial statements and financial data are of the Guarantor on a consolidated basis. In this Offering Memorandum, unless otherwise specified or the context otherwise requires, references to “\$,” “U.S.\$,” “U.S. dollars” and “dollars” are to United States dollars, references to “€,” “Euro” and “Euros” are to the official currency of certain member states of the European Union, references to “Rs.,” “rupee,” “rupees” or “Indian rupees” are to the legal currency of India, references to “₦” are to Nigerian Naira, references to “TZS” are to the Tanzanian Schilling, references to “ZK” or “ZMK” are to the Zambian Kwacha, references to “CHF” are to the Swiss Franc and references to “CFA” are to the West African or Central African Communauté Financière Africaine (“CFA”) Franc. References to a particular “fiscal” year are to the fiscal year ended March 31 of such year. In this Offering Memorandum, references to “U.S.” or “United States” are to the United States of America, its territories and its possessions. References to “India” are to the Republic of India and references to “Government” are to the Government of India.

EXCHANGE RATE INFORMATION

The following table sets forth, for the periods indicated, certain information concerning the exchange rates between Indian rupees and U.S. dollars. The exchange rates reflect the rates as reported by the RBI.

<u>Period</u>	<u>Period End⁽¹⁾</u>	<u>Average⁽²⁾</u>	<u>High</u>	<u>Low</u>
Fiscal year ended March 31, 2010	44.94	47.43	50.53	44.94
Fiscal year ended March 31, 2011	44.65	45.58	47.57	44.03
Fiscal year ended March 31, 2012	51.16	47.95	54.24	43.95
Fiscal year ended March 31, 2013	54.39	54.45	57.22	50.56
Fiscal year ended March 31, 2014	60.10	61.01	61.90	60.10
April 2014	60.34	60.36	61.12	59.65
May 2014 (through May 9)	60.05	60.09	60.23	59.99

(1) The exchange rate at each period end and the average rate for each period differ from the exchange rates used in the preparation of the Guarantor’s financial statements and financial information.

(2) Represents the average of the exchange rate during the period.

The exchange rate on May 9, 2014 as reported by the RBI was Rs. 60.05 per U.S.\$1.00.

Although certain rupee amounts in this Offering Memorandum have been translated into U.S. dollars for convenience, this does not mean that the rupee amounts referred to could have been, or could be, converted into U.S. dollars at any particular rate, the rates stated below, or at all. Except as otherwise stated, Indian rupee amounts for the fiscal year ended March 31, 2014 related to the Guarantor’s profit and loss and cash flows were converted to U.S. dollars at the exchange rate of U.S.\$1.00 = Rs. 60.59 (the average exchange rate for the fiscal year ended March 31, 2014, based on the RBI Reference Rate). Indian rupee amounts as at March 31, 2014 related to the Guarantor’s assets and liabilities were converted to U.S. dollars at the exchange rate of U.S.\$1.00 = Rs. 60.10 (the RBI Reference Rate as at March 28, 2014).

These exchange rates are as published by the RBI and are a widely followed benchmark of foreign exchange rates in India. For comparison purposes, the exchange rate as set forth in the H.10 statistical release of the United States Federal Reserve Board as at March 31, 2014 was Rs. 60.00 per U.S.\$1.00.

The following table sets forth, for the periods indicated, certain information concerning the exchange rates between Euros and U.S. dollars. The exchange rates reflect the rates as reported by the Federal Reserve Bank of New York.

Period	Period Ending	Average	High	Low
Fiscal year ended March 31, 2012	1.42	1.32	1.42	1.20
Fiscal year ended March 31, 2013	1.33	1.38	1.49	1.27
Fiscal year ended March 31, 2014	1.38	1.38	1.39	1.37
April 2014	1.39	1.38	1.39	1.37
May 2014 (through May 2)	1.39	1.39	1.39	1.39

The exchange rate on May 2, 2014, as reported by the Federal Reserve Bank of New York was €1.00 = U.S.\$1.39.

FORWARD-LOOKING STATEMENTS AND ASSOCIATED RISKS

Certain statements in this Offering Memorandum are not historical facts and are “forward-looking statements” within the meaning of Section 27A of the Securities Act and Section 21E of the Exchange Act. This Offering Memorandum may contain words such as “believe,” “could,” “may,” “will,” “target,” “estimate,” “project,” “predict,” “forecast,” “guideline,” “should,” “plan,” “expect” and “anticipate” and similar expressions that are intended to identify forward-looking statements, but are not the exclusive means of identifying these statements. All statements regarding the Guarantor’s expected financial condition and results of operations and business plans and prospects are forward-looking statements. In particular, “Summary,” “Management’s Discussion and Analysis of Financial Condition and Results of Operations” and “Business” contain forward-looking statements, including relating to market trends, capital expenditure and other factors affecting the Guarantor that are not historical facts.

Forward-looking statements are subject to certain risks and uncertainties, including, but not limited to:

- changes in global economic, political and social conditions;
- changes in economic and political conditions and increases in regulatory burdens in India and other countries in which the Guarantor operates, transacts business or has interests;
- accidents and natural disasters in India or in other countries in which the Guarantor operates or globally, including specifically India’s neighboring countries;
- the Guarantor’s business and operating strategy and its ability to implement such strategy;
- the Guarantor’s ability to successfully implement its growth and expansion plans, technological changes, exposure to market risks and foreign exchange risks that have an impact on its business activities;
- the Guarantor’s ability to ensure continuity of senior management and ability to attract and retain key personnel;
- the availability and terms of external financing;
- the Guarantor’s inability to successfully compete with other telecommunications services companies;
- cost overruns or delays in commencement of production from the Guarantor’s new projects;
- the ability of the Guarantor’s joint venture partners to meet their obligations;
- changes in the Guarantor’s relationship with the Government and the governments of the countries in which the Guarantor operates;

- changes in exchange controls, import controls or import duties, levies or taxes, either in international markets or in India;
- changes in laws, regulations, taxation or accounting standards or practices that affect the Guarantor;
- changes in prices or demand for the services provided by the Guarantor both in India and in international markets;
- the risks of increased costs in technologies related to the Guarantor's operations and the uncertainty of such technologies producing expected results;
- changes in the value of the rupee against major global currencies and other currency changes;
- the ability of third parties to perform in accordance with contractual terms and specifications;
- acquisitions and divestitures which the Guarantor may undertake; and
- other factors, including those discussed in "Risk Factors."

Forward-looking statements involve inherent risks and uncertainties. If one or more of these or other uncertainties or risks materialize, actual results may vary materially from those estimated, anticipated or projected. Specifically, but without limitation, capital costs could increase, projects could be delayed, and anticipated improvements in capacity, performance or profit levels might not be fully realized. Although the Guarantor believes that the expectations of its management as reflected by such forward-looking statements are reasonable based on information currently available to it, no assurances can be given that such expectations will prove to have been correct. Accordingly, you are cautioned not to place undue reliance on the forward-looking statements, which speak only as of the date they are made. Neither the Issuer nor the Guarantor undertakes any obligation to update or revise any of them, whether as a result of new information, future developments or otherwise.

TABLE OF CONTENTS

	<u>Page</u>
DEFINITIONS AND GLOSSARY	1
SUMMARY	5
SUMMARY CONSOLIDATED FINANCIAL AND OPERATING DATA OF THE GUARANTOR	14
THE OFFERING	23
RISK FACTORS	30
USE OF PROCEEDS	70
CAPITALIZATION	71
SELECTED CONSOLIDATED FINANCIAL AND OPERATING DATA OF THE GUARANTOR	72
MANAGEMENT'S DISCUSSION AND ANALYSIS OF FINANCIAL CONDITION AND RESULTS OF OPERATIONS	81
BUSINESS	113
MANAGEMENT	161
SHARE OWNERSHIP OF THE GUARANTOR	179
RELATED PARTY TRANSACTIONS	180
REGULATION	181
DESCRIPTION OF OTHER INDEBTEDNESS	204
DESCRIPTION OF THE ISSUER	208
DESCRIPTION OF THE DOLLAR NOTES AND GUARANTEE	210
DESCRIPTION OF THE EURO NOTES AND GUARANTEE	245
INDIAN GOVERNMENT FILINGS/APPROVALS	276
TAXATION	279
PLAN OF DISTRIBUTION	289
TRANSFER RESTRICTIONS	294
LEGAL MATTERS	297

	<u>Page</u>
INDEPENDENT AUDITORS	298
GENERAL INFORMATION	299
INDEX TO CONSOLIDATED FINANCIAL STATEMENTS AND AUDITOR'S REPORTS	F-1

DEFINITIONS AND GLOSSARY

In addition to the terms that are otherwise defined in this Offering Memorandum, the following sets out the definitions of certain terms used in this Offering Memorandum.

2G	Second Generation of Mobile Telephony.
3G	Third Generation of Mobile Telephony.
4G	Fourth Generation of Mobile Telephony.
ADC	Access deficit charge.
ALU	Alcatel-Lucent Network Management Services India Limited.
ARPU	Average revenue per user. This is the average revenue per customer per month, computed by: dividing the total revenues, excluding equipment sales during the relevant period, by the average customers; and dividing the result by the number of months in the relevant period.
Average Customers	Average customers are derived by computing the average of the monthly average customers for the relevant period.
Bharti Infratel	Bharti Infratel Limited.
Board or Board of Directors	The board of directors of the Guarantor
BSE	BSE Limited.
BSNL	Bharat Sanchar Nigam Limited.
BWA	Broadband Wireless Access.
Capital employed	The sum of equity attributable to equity holders of the Guarantor and net debt.
Capital expenditure	Includes investment in gross fixed assets, intangible assets (other than those acquired through business combinations), capital work in progress, intangible assets under development and capital advances.
CBI	Central Bureau of Investigation of India.
Churn	A measure of customer turnover, churn is derived by dividing the total number of customer deactivations in a period by the average number of subscribers for that period and dividing the result by the number of months in a relevant period.
Circle	Mobile telephone jurisdiction defined by TRAI.

CMTS	Cellular Mobile Telephone Service.
COAI	Cellular Operators Association of India.
DoT	Department of Telecommunications, Ministry of Communication & Information Technology, Government of India.
DRC	Democratic Republic of the Congo.
DSL	Digital Subscriber Line.
DTH	Direct to Home broadcast.
EBITDA	Earnings before finance income and finance costs, exceptional items, taxation, depreciation and amortization, and share of results of associates and joint ventures (unless otherwise specified). It is not a IFRS measure.
EBITDA Margin	The computation of EBITDA for the relevant period divided by total revenue for the relevant period.
ECI	ECI Telecom Ltd.
ED	Enforcement Directorate of the Ministry of Finance of India.
Ericsson	Ericsson India Pvt. Ltd.
FD-LTE	Frequency-Division Long-Term Evolution.
FDI	Foreign direct investment.
FEMA	Foreign Exchange Management Act, 1999, as amended.
FEMA	Guarantees Regulation Foreign Exchange Management (Guarantees) Regulations, 2000, as amended.
FEMA ODI Regulations	Foreign Exchange Management (Transfer or Issue of any Foreign Security) Regulations, 2004, as amended.
Form ODI	The Form Overseas Direct Investment as set out in the RBI Master Circular, and any amendments thereof.

Government	Government of India.
GSM	Global System for Mobile Communications.
HD	High Definition.
HGSL	Hinduja Global Solutions Ltd.
Huawei	Huawei Technologies Co. Ltd.
IAS	International Accounting Standards Board.
IBM	International Business Machines Corp.
ICT	Information Communication Technology.
IFRS	International Financial Reporting Standards as issued by the International Accounting Standards Board.
ILD	International Long Distance.
Indian Companies Act	Companies Act, 2013 (as amended from time to time) to the extent in force and the relevant sections of Companies Act, 1956, as applicable.
Indus Towers	Indus Towers Limited.
IPTV	Internet Protocol TV. IPTV is the method of delivering and viewing television programs using an IP transmission and service infrastructure, which can deliver digital television to the customers. IPTV when offered using an IP network and high speed broadband technology becomes interactive because of availability of return path and is capable of providing Video on Demand (VOD), time shifted television and many other exciting programs.
ISP	Internet Service Provider.
IT	Information Technology.
Master Circular	RBI's Master Circular no. 11/2013-14 on Direct Investment by Residents in Joint Venture / Wholly Owned Subsidiary Abroad dated July 1, 2013, updated as on February 7, 2014.
MTNL	Mahanagar Telephone Nigam Ltd.
Net debt	Unless otherwise specified, is defined as long-term debt (non current borrowing) plus short-term borrowings (current borrowing) plus deferred payment liabilities minus cash and cash equivalents, short-term and non-current investments and current and non-current restricted cash (not including cash related to mobile commerce services which is restricted in use). Net debt is not an IFRS measure.

NLD	National Long Distance.
NSE	The National Stock Exchange of India Limited.
NSN	Nokia Siemens Networks Pvt. Limited.
RBI	Reserve Bank of India.
SEBI	Securities and Exchange Board of India.
SEC	United States Securities and Exchange Commission.
SIM	Subscriber Identity Module.
SingTel	Singapore Telecommunications Limited.
SMS	Short Messaging Service.
South Asia	South Asia shall mean the geographic areas of Sri Lanka and Bangladesh. For purposes of the Guarantor's financial and management reporting, India is not included as part of South Asia.
S&P	Standard & Poor's Financial Services.
Supreme Court	Supreme Court of India.
TD-LTE	Time-Division Long-Term Evolution.
TDSAT	Telecom Dispute Settlement and Appellate Tribunal.
Tower Infrastructure Services	Tower Infrastructure Services include setting up, operating and maintaining wireless communication towers.
TRAI	Telecom Regulatory Authority of India.
UAS	Unified Access Service.
U.S. GAAP	United States Generally Accepted Accounting Principles.
USO	Universal Services Obligation.
VAS	Value Added Services.
Voice realization per minute	The computation of voice revenues divided by voice minutes.
VSAT	Very Small Aperture Terminals.
WPC	Wireless Planning and Co-ordination Wing of the Ministry of Communications.
Zain	Zain Africa B.V.

SUMMARY

Overview

The Guarantor is one of the world's leading providers of telecommunications services, with a presence in all 22 of India's Circles as well as in Sri Lanka, Bangladesh and 17 countries in Africa. As at December 2013, the Guarantor was the largest private integrated telecommunications operator in India, the second largest mobile operator in Africa and the fifth largest wireless service provider in the world, as measured by proportionate equity subscriptions according to Informa Telecoms & Media. The Guarantor served an aggregate of 295.9 million customers as at March 31, 2014.

The Guarantor offers an integrated suite of telecom solutions to its customers, including mobile and fixed line services, long distance connectivity and broadband services both nationally and internationally. The Guarantor offers traditional mobile voice services with an increasing focus on data and non-voice services through the expansion of its 3G network and its 4G network, which was launched in Kolkata in April 2012 and later expanded to Bangalore, Pune, Chandigarh and Mohali, being the first 4G service in India. The Guarantor also offers Digital TV and IPTV services. All of these services are offered under the unified brand "airtel." The Guarantor also deploys, owns and manages Tower Infrastructure pertaining to telecom operations through its subsidiary Bharti Infratel and Bharti Infratel's 42.0% interest in the telecom Tower Infrastructure company Indus Towers. Including its proportionate interest in Indus Towers, Bharti Infratel is among the largest providers of Tower Infrastructure in India as measured by number of towers. Indus Towers is a joint venture between Bharti Infratel, Idea Cellular and Vodafone India. As at March 31, 2014, Bharti Infratel operated 35,905 towers and Indus Towers operated 113,008 towers. On December 28, 2012, shares of Bharti Infratel were listed on the BSE and NSE after Bharti Infratel completed an initial public offering of its equity shares, with the proceeds of the offering used to further expand Bharti Infratel's tower network and upgrade existing towers.

On June 8, 2010, the Guarantor, through its subsidiary Bharti Airtel International (Netherlands) B.V., concluded an agreement with Zain International B.V. to acquire Zain for an enterprise valuation of U.S.\$10.7 billion. Through this acquisition, the Guarantor acquired Zain's African mobile services operations in 15 countries with a total subscriber base of over 36 million at the time of acquisition. Since then, the Guarantor has expanded its presence in Africa organically and through acquisitions of telecom providers in other countries. As of March 31, 2014, the Guarantor and its subsidiaries were active in over 17 countries in Africa with a total subscriber base in Africa of approximately 69.4 million customers. The Guarantor, through the Issuer, continues to expand its holdings in Africa. On May 13, 2013, the Guarantor fully acquired Warid Telecom Uganda from the Warid Group. With the acquisition, the Guarantor has consolidated its position as the second largest mobile operator in Uganda based on customer market share, according to Informa Telecoms & Media. In November 2013, the Guarantor entered into a second agreement with the Warid Group to fully acquire Warid Congo S.A. This acquisition, which was completed on March 12, 2014, makes the Guarantor the largest mobile operator in Congo Brazzaville in terms of customer base according to Informa Telecoms & Media. On March 24, 2014, the Guarantor's Kenyan subsidiary, Airtel Networks Kenya Limited, announced that it was seeking approval from the Communications Authority of Kenya to acquire the telecommunication licenses and customers of Essar Telecom Kenya Limited, which operates under the brand Yu Mobile. The proposed transaction is subject to regulatory and statutory approvals. Once approved, the transaction would add more than 2.7 million customers to Airtel Kenya's mobile network.

For the fiscal years ended March 31, 2013 and 2014, the Guarantor's net profit was Rs. 22,669 million and Rs. 30,194 million, respectively. The Guarantor's EBITDA for the fiscal years ended March 31, 2013 and 2014 was Rs. 232,579 million and Rs. 277,770 million, respectively. As at March 31, 2013 and 2014, the Guarantor's total assets were Rs. 1,592,253 million and Rs. 1,831,772 million, respectively. The Guarantor's EBITDA Margin for the fiscal years ended March 31, 2013 and 2014 was 30.2% and 32.4% respectively.

History

The Guarantor was founded and promoted by Bharti Telecom Limited, a company incorporated under the laws of India. The Guarantor was incorporated on July 7, 1995 in the State of Delhi in India for the purpose of promoting investments in telecommunications services.

The Guarantor obtained its certificate of commencement of business on January 16, 1996. The Guarantor first issued its equity shares publicly in February 2002 and was listed on the NSE and the BSE on February 18, 2002. The Guarantor had a market capitalization of Rs. 1,275 billion as at March 31, 2014.

Competitive Strengths

The Guarantor believes that the following factors contribute to its strong competitive position:

Brand leadership

Each product and service offered by the Guarantor across India, South Asia and Africa bears the "airtel" brand. The Guarantor's "airtel" brand was ranked as India's number one service brand and third overall brand in The Economic Times' Brand Equity Survey for September 2012. The Guarantor's brand was rated one of the 200 most valuable brands globally by Brand Finance in 2011 and was also named brand of the year by the India Business Leader Awards in 2012. In 2011 and 2012, the Guarantor was ranked as having the No.1 service brand in Brand Equity's Most Trusted Brands Annual Survey. The Guarantor was also ranked third in Interbrand's "Best Indian Brands" survey in 2013, in which the survey valued the Guarantor's brand at U.S.\$6,220 million based on the survey's valuation methodology. Through its Vision 2015 initiative, the Guarantor aims to continue building its brand and increasing its market share across the countries in which it operates through 2015. Bharti Airtel was ranked sixth among the Top 10 brands in the overall category and as the second brand in the telecom sector at the annual "afaqs" poll on "buzziest brands" in 2013. The Guarantor was named one of the top 10 brands in Africa in September 2013 according to a survey conducted by African Business Magazine. The Guarantor was also awarded "Brand of the Year" award at the Nigerian Telecom Awards in 2013.

The Guarantor believes that these awards and rankings demonstrate its brand strength and association with quality service delivery across India. The Guarantor also believes its brand was widely recognized across Sri Lanka and Bangladesh even before it commenced operations there in January 2009 and January 2010, respectively, significantly easing its entry into those markets. The Guarantor has begun building its brand recognition in Africa by completing a brand change from Zain to "airtel" across all

17 African countries in which the Guarantor currently operates, and the Guarantor believes it is moving to establish positive brand recognition in these countries. The Guarantor believes that its brand recognition in the jurisdictions in which it operates allows it to leverage significant synergies across various product offerings and highlight the Guarantor's image as an integrated customer-centric organization to continue to increase its customer base.

Innovative business model

The Guarantor believes it has created an innovative business model in India with a focus on providing affordable mobile telephony services, thereby attracting new customers. The Guarantor has built a "minutes factory" model which focuses on producing the lowest cost minute possible and thereby improving margins, as well as offering simple, user-friendly tariff plans with features such as pre-paid plans with electronic top-ups at minimal denominations. The Guarantor's mobile and data service plans also feature some of the lowest activation costs of any network in India and "starter packs" to ease user activation of the Guarantor's mobile services. Each of the Guarantor's potential products or service offerings is vetted through a structured internal process which assesses the potential product's cost, performance and features, value and time-to-market of the potential product, with the ultimate aim of minimizing product cost and increasing market share. This business model has enabled the Guarantor to expand its customer base and thereby increase its sales volume. The Guarantor has also focused on building its Indian network in a planned and systematic manner, creating an expansive distribution network to provide a large portion of the Indian population with convenient access to the Guarantor's products and services and to apply its innovative business model to a growing customer base. These strategy have enabled the Guarantor to benefit from increased economies of scale, allowing it to further lower its rates and attract new subscribers.

The Guarantor believes that a key element of its ability to lower costs is its business model, which entails developing strategic partnerships and outsourcing a number of operations. The Guarantor has established strong relationships with network partners such as Ericsson, NSN and Huawei and ZTE Corporation that manage the Guarantor's telecom network. In particular, the Guarantor has worked with these network partners to purchase network equipment and capacity on a pay-as-you-grow basis, rather than at pre-determined rates for set capacity amounts that may or may not reflect actual capacity requirements. To ensure superior quality of service, the rates paid to the network partners are adjusted based on quality of service metrics. The Guarantor provides usage projections and quality of service objectives to be met by each network partner, and it only pays based on usage and quality of service parameters once it begins to use this capacity, thereby matching equipment and capacity purchases with capacity requirements and quality of service.

The Guarantor has minimized its dependence on any single network partner providing critical network services by obtaining ownership of equipment deployed by its network partners and utilizing GSM technology that can be established and maintained with standardized components, allowing equipment installed by one partner to be modified, expanded and maintained by another competing partner. This enables the Guarantor to enter into short-term non-exclusive contracts with network partners. The Guarantor issues a new request for proposal process at the end of each short contract term, allowing the Guarantor to continually re-evaluate the cost and performance of each network partner and form new partnerships as necessary. The Guarantor believes that this business delivery model highlighted above, which aims to manages its capital and operating expenditure effectively, will be a strength as it focuses

on non-voice services through 3G and 4G services. Moreover, the Guarantor believes that its extensive 2G network and coverage can be leveraged to layer 3G and 4G services, providing superior cost advantages compared to newer market players with more limited coverage.

The Guarantor has formed a number of other partnerships to meet its operational requirements at lower costs. The majority of the Guarantor's IT requirements are met through its partnership with IBM. The Guarantor relies heavily on call centers to address customer queries or complaints, and many of these centers are operated through partnerships with Nortel Networks, HTMT, Ericsson, NSN, Huawei, Cisco, Tech Mahindra, Infosys, Avaya and others. The Guarantor has developed a number of partnerships with other mobile services companies in India such as Spicedigital and One97 to provide value added services to its mobile services customers. The Guarantor has sourced most of its tower requirements through its subsidiary Bharti Infratel and Indus Towers, a joint venture between Bharti Infratel, Vodafone India and Idea Cellular. The Guarantor believes these partnerships have improved its operational efficiencies, allowing the Guarantor to offer its various services at lower costs, expand its customer base and improve its operating margins. The Guarantor has employed a similar partnering strategy in its African operations.

Strong management team, shareholder support and financial position

The Guarantor is led by a highly experienced executive and operational management team, with Mr. Sunil Bharti Mittal as its Chairman. The Guarantor's management team has successfully managed the Guarantor's growth in recent years, executing its strategy of partnering with equipment and other service vendors, minimizing capital expenditure and selectively expanding internationally. Moreover, the Guarantor believes that it has been successful in identifying, training younger executives for senior management roles in the future. The Guarantor believes that an experienced and effective management team is an important competitive advantage in pursuing its growth strategy successfully in the future.

The Guarantor's substantial shareholder, SingTel, which owns directly and indirectly approximately 32.4% of the Guarantor's shares, contributes relevant strategic and business insights through representation on both the Issuer's and the Guarantor's boards. SingTel also provides its international telecommunications industry experience and innovation from across the SingTel group. The Guarantor intends to continue leveraging SingTel's industry experience and technological expertise, thereby enhancing the Guarantor's position in the global telecommunications market.

In June 2013, the Guarantor completed the allotment of 199,870,006 new equity shares to the Qatar Foundation Endowment, representing 5.0% of the post issue share capital of the Guarantor. As part of the investment, Qatar Foundation is entitled to one seat on the Guarantor's Board. The Guarantor believes that the Qatar Foundation Endowment's investment and presence on the Guarantor's Board supports the Guarantor's long term growth and will benefit the Guarantor's future Indian and international business endeavors.

The Guarantor believes that its focus on providing mobile and other telecommunications services at low cost through its innovative business model has resulted in its stable EBITDA growth, from Rs. 232,579 million in the fiscal year ended March 31, 2013 to Rs. 277,770 million in the fiscal year ended March 31, 2014. The Guarantor believes that its stable EBITDA growth has provided it with a solid platform to continue to expand its existing business and pursue other investment opportunities as

they arise. The Guarantor also believes that its “asset light” strategy of increasing the sharing of existing and new passive telecommunication infrastructure allows it to optimize its capital efficiency and return on capital.

Well positioned for growth in Africa

The Guarantor believes its operations in Africa are well positioned for growth. Following shortly after its acquisition of operations in 15 of the countries where Zain operated, the Guarantor acquired operations in the Republic of Seychelles and also launched service in Rwanda in March 2012 by acquiring greenfield licenses, bringing total operations in Africa to 17 countries. As at December 2013, the Guarantor was the second largest operator in Africa based on proportionate equity subscriptions according to Informa Telecoms & Media. On May 13, 2013, the Guarantor fully acquired Warid Telecom Uganda from the Warid Group. With the acquisition, the Guarantor consolidated its position as the second largest mobile operator in Uganda based on customer market share, according to Informa Telecoms & Media. In November 2013, the Guarantor entered into a second agreement with the Warid Group to fully acquire Warid Congo S.A. This acquisition, which was completed on March 12, 2014, makes the Guarantor the largest mobile operator in Congo Brazzaville in terms of customer base, according to Informa Telecoms & Media.

In addition, in March 2013, the Guarantor acquired an additional 13.36% equity interest in Airtel Networks Limited, Nigeria from certain existing shareholders. With this acquisition, the Guarantor’s wholly owned subsidiary, Bharti Airtel Nigeria B.V. (“BANBV”) now owns a 79.06% equity interest in Airtel Networks Limited, Nigeria. The Guarantor believes the potential for growth of the telecommunications market in Africa is significant due to the region’s young and growing population, which is currently estimated to be over one billion people, combined with a relatively low teledensity and the high potential demand for data services.

Moreover, the Guarantor believes that its innovative business delivery model and the advantages that business model brings can be replicated across much of its African operations. In particular, the Guarantor has developed a means of producing low cost minutes through its equipment and technology partnerships. The Guarantor believes it is well-positioned to implement this model in Africa, increase sales volumes and effectively compete with established players.

The Guarantor also believes its African operations have benefited from the positive relationships and cooperation it has built with local regulators, due to the shared vision of increasing teledensity in the countries which are underpenetrated. Airtel Africa has acquired adequate spectrum across its African operations to meet its current needs and cater to future growth requirements. This in turn is expected to reduce the Guarantor’s capital expenditure requirements allowing the Guarantor to offer lower cost services and grow its customer base across Africa.

Since the acquisition of Zain in 2010, the Guarantor has been able to grow its African operations substantially and consolidate its position as one of the largest mobile operators in the region. EBITDA related to the Guarantor’s mobile services operations in Africa increased 13.1% to Rs. 71,406 million in the fiscal year ended March 31, 2014, from Rs. 63,147 million in the fiscal year ended March 31, 2013.

Significant share of mobile services market revenues

According to TRAI, during each of the past four fiscal quarters, the Guarantor's revenues from its mobile services operations in India have accounted for approximately 30% of total mobile services revenues in India, making the Guarantor the largest mobile services company in India as measured by revenue share.

The Guarantor believes that its size and market share offer significant benefits from economies of scale. The telecommunications industry is subject to rapid advances in technology, and the Guarantor believes its scale and market share have positioned it to bring products and services to the market quickly based on new technologies to its customers at lower costs than its competitors.

The Guarantor has acquired spectrum across multiple areas through various auctions in order to capture more growth. The Guarantor aims to continue expanding service offerings technologies such as 3G and 4G and to solidify its leading position in the telecommunication market.

Extensive telecommunications network and strong network quality

As at March 31, 2014, the Guarantor's telecom network coverage extended to approximately 86.7% of India's population. The Guarantor's network coverage is facilitated through an extensive tower portfolio offered by its subsidiary, Bharti Infratel, and through Indus Towers, a joint venture between Bharti Infratel, Vodafone India and Idea Cellular. As at March 31, 2014, Bharti Infratel and its proportionate ownership in Indus Towers owned 83,368 towers across India. The Guarantor's network is further strengthened by its demand forecasting process, a model which provides monthly projections for the Guarantor's mobile services, telemedia services and Airtel Business offerings and potential network expansion to meet these projected demands. The Guarantor has also implemented a design and development process which aims to minimize errors during all network roll outs, modifications, new network developments and network redesigns.

On December 10, 2013, the Guarantor and Reliance Jio Infocomm Limited ("Reliance Jio") announced a comprehensive telecom infrastructure sharing arrangement under which they will share infrastructure created by both parties. This will include optic fiber network, inter and intra city, submarine cable networks, towers and internet broadband services and other such opportunities to be identified in the future.

On March 4, 2014, Bharti Infratel announced the signing of a Master Services Agreement with Reliance Jio, under which Reliance Jio would utilize Bharti Infratel's telecommunication tower infrastructure to launch Reliance Jio's services across India. This agreement will benefit Bharti Infratel's existing customers by providing lower rentals and energy charges as a result of additional sharing.

The Guarantor also believes its network quality is among the strongest in India, South Asia and Africa. The Guarantor's network is supported by leading equipment suppliers such as Ericsson, NSN and Huawei, companies at the forefront of GSM and other technologies crucial to the Guarantor's network.

In 2010, the Guarantor deployed a system for monitoring customer feedback on network quality, called “customer experience management”, which the Guarantor utilizes to improve its network based on customer queries and complaints. The Guarantor has developed a structured incident management system to quickly log customer complaints, assess the severity of each complaint and respond appropriately. The Guarantor has also developed an operations process focused on proactive incident prevention, identifying and addressing potential problems even before customer complaints arise.

Strong distribution network

As at March 31, 2014, the Guarantor had more than 1.5 million retail outlets in India offering its products, many of whom have long term relationships with the Guarantor. The Guarantor believes its strong distribution network is a critical part of its business and a key reason for its large customer base. As at March 31, 2014, 95.1% of the Guarantor’s subscribers in India were pre-paid and 99.3% of its subscribers in Africa were pre-paid. As it has done in India, the Guarantor is developing a wide distribution presence in Africa, introducing convenient services such as electronic recharge options as well as augmenting its distribution base to increase customer access to its services.

Strategy

The key elements of the Guarantor’s strategy are:

Strengthen position as an integrated telecom company and further solidify market leadership in India

The Guarantor aims to strengthen its position as an integrated telecom company in India by further developing its array of service offerings. Currently the Guarantor offers mobile services through its extensive wireless network; telemedia services including fixed-line telephone and broadband Internet; Airtel Business catering to the various telecom needs of large corporate clients, governments and telecom carriers, including a network of submarine cables to provide express international connectivity; a network of Tower Infrastructure to facilitate its wireless services; and other services such as digital television. The Guarantor plans to continue expanding these service offerings in India, particularly technologies such as 3G and 4G which offer potentially higher margins than 2G with relatively low incremental capital expenditure required. The Guarantor’s 3G services are available in 2,580 cities and towns and 4G services in four cities as at March 31, 2014. As part of its business strategy, the Guarantor may seek to acquire additional spectrum from other operators or in auctions from governments when available. The Guarantor also plans to continue marketing the “airtel” brand as an integrated telecom services company able to meet all of its clients’ various telecom needs.

The Guarantor also plans to continue solidifying its market leadership position within India. The Guarantor will focus on continuing to offer affordable and reliable services at competitive prices to its customer base, expanding its network coverage and improving network quality. The Guarantor also plans to improve its content offerings through new technologies and generate alternate revenue streams through innovative product offerings such as Airtel Money. See “— Mobile Services — India — Mobile Commerce.”

Implement innovative business model and capital expenditure strategy across Africa

The Guarantor believes its expansion into 17 African telecommunications markets offers a new platform to implement its unique business model and expand its customer base. The Guarantor believes these African markets offer a suitable growth platform based on current low teledensity and an estimated population of over one billion, along with positive macroeconomic dynamics, including business environments in which the Guarantor can form strategic partnerships with supportive local authorities to improve efficiency and reduce cost. The Guarantor believes that conditions in Africa are similar to the conditions in India, when the Guarantor began building its business there in 1996, in terms of demographics and an opportunity to radically transform a traditional high cost model to a more affordable one for its customers. Average active SIM penetration rate across all 17 African countries in which the Guarantor operates was approximately 62.9% in March 31, 2014, according to Informa Telecoms & Media, compared to an average of approximately 72.9% in India as at February 28, 2014, according to TRAI, indicating a sizeable untapped customer base. Similar to its strategy in India, the Guarantor is implementing a pay-as-you-grow model which minimizes its capital expenditure by outsourcing non-core functions and services to equipment and technology partners. The Guarantor believes that this innovative business model, which has proved successful in India, will also succeed in Africa and will reduce future capital expenditure requirements as it grows its business there.

The telecommunications market in Africa, unlike the market in India, is characterized by relatively low mobile penetration, low usage and high ARPU. As at end of March 2014, eight of the 17 markets in which the Guarantor operates have mobile penetration rates of less than 65% according to Informa Telecoms & Media. These jurisdictions have a combined population of over 250 million and a relatively low per capital gross domestic product as compared to the other jurisdictions in which the Guarantor operates. For these reasons, the Guarantor believes these markets provide an opportunity to further expand its “minutes factory” model which focuses on producing the lowest cost minute and providing simple, user-friendly tariff plans.

Upgrade network to further expand 3G, 4G and data service offerings

The Guarantor believes 3G, 4G and other data services provide an opportunity for substantial additional growth within the Indian telecommunications market. In jurisdictions in which the Guarantor operates, the revenue from data as a percentage of revenue from mobile services is relatively low but has potential to increase. For example, according to Informa Telecoms & Media, in 2013, in India, Uganda and Nigeria, the revenue from data as a percentage of revenue from mobile services was 21%, 18% and 16%, respectively. Other emerging markets have already experienced an increase in data revenue as a percentage of total mobile services revenue. For example, the revenue from data as a percentage of revenue from mobile services across emerging markets including Korea, the Philippines and Indonesia was 47%, 46% and 52%, respectively. The Guarantor aims to capitalize on this opportunity by expanding its 3G, 4G and non-voice service offerings across its network. In particular, the Guarantor plans to implement its business delivery model, which minimizes capital and operating expenditure through partnerships with equipment and service providers, to offer 3G, 4G and other data services at minimal cost and to thereby increase data usage. Moreover, the Guarantor believes it can expand its 3G network with minimal additional capital expenditure because the technology can be added to its existing Tower Infrastructure. Further, the Guarantor believes that due to the extensive spectrum it has secured, it will be able to offer these 3G and 4G services at a high quality and in a seamless manner.

The Guarantor launched India's first 4G wireless network in Kolkata in April 2012, which provides much faster upload and download speeds as compared with 3G wireless networks. The Guarantor expanded its 4G platform to Bangalore, Karnataka in May 2012, to Pune, Maharashtra in October 2012 and to Chandigarh and Mohali in March 2013. From May 2012 to October 2013, the Guarantor acquired 100% of Qualcomm Asia Pacific's Indian BWA entity, which hold its 4G licenses in India, securing a BWA spectrum license in four additional circles of India, namely Mumbai, Delhi, Haryana and Kerala further increasing opportunities for expansion of the Guarantor's 4G service offerings in a number of Circles. 4G is a technology which allows fast access to HD video streaming and video conferencing, multiple chatting, instant uploading of photos and supporting other data-intensive applications. The Guarantor believes that 4G technologies will support a "data revolution" in India, driving fundamental changes in individuals lifestyles, business and society at large and supporting economic growth in rural areas by enhancing the reach of e-governance, e-health and e-education services, and will be a significant source of revenue in the long term.

Continue to maintain high standards of corporate governance, transparency and ethics

The Guarantor maintains a high standard of conduct, which has been recognized by third parties. CRISIL has assigned its Governance and Value Creation rating "CRISIL GVC Level 1" to the corporate governance and value creation practices of the Guarantor. The Guarantor was ranked fourth among 100 emerging market multinational companies by Transparency International, who ranked the corporate reporting practices of 100 large multinational companies from 16 different countries. The Guarantor believes these ratings reflect its commitment to its objective of value creation for all its stakeholders while preserving high standards of ethics and corporate governance. The Guarantor also publishes audited financial results every quarter to provide greater transparency and reliability to investors. The Guarantor treats corporate governance as a continual process of improvement by benchmarking itself against best practices in India and globally to maintain the highest standards of corporate governance. Moreover, the Guarantor believes these practices will translate into a much higher level of stakeholder confidence which in turn will ensure longer term sustainability and value generation for the Guarantor's business.

SUMMARY CONSOLIDATED FINANCIAL AND OPERATING DATA OF THE GUARANTOR

The summary consolidated financial data for the Guarantor as at and for each of the fiscal years ended March 31, 2012, 2013 and 2014 set forth below have been derived or calculated from the Annual Financial Statements included elsewhere in this Offering Memorandum unless otherwise stated. This financial information should be read in conjunction with “Capitalization” and the Annual Financial Statements set forth in this Offering Memorandum.

Effective April 1, 2013, IFRS 11 on joint arrangements became mandatory whereby accounting for investments in joint ventures changed from the proportionate consolidation method to the equity method. In addition, the Guarantor’s reporting segments were reclassified effective April 1, 2013. For more information on the effect of IFRS 11 and these segment reclassifications, see Note 3(a) of the 2014 Financials, and “Management’s Discussion and Analysis of Financial Condition and Results of Operations — Segment Results.” The 2014 Financials have been presented giving effect to IFRS 11 and the change in reporting segments, and the Restated 2013 Financials have been restated and reclassified as if IFRS 11 and the revised reporting segments had been in effect as of April 1, 2012. The 2012 Financials have not been restated or reclassified to reflect the impacts of IFRS 11 or the change in reporting segments, and are therefore not directly comparable to the 2014 Financials or the Restated 2013 Financials.

The financial data below as at and for the fiscal year ended March 31, 2013 has been extracted from the Restated 2013 Financials and the Unrestated 2013 Financials, as indicated in the relevant column.

Consolidated Statement of Income and Comprehensive Income

The table below presents the Guarantor's consolidated statements of income and comprehensive income for the periods indicated. Financial data for fiscal year 2013 has been extracted from the Restated 2013 Financials and the Unrestated 2013 Financials as indicated below.

	Fiscal year ended March 31,				
	2012	2013	2013	2014	2014
	(Rs. in millions)	(Rs. in millions) ⁽¹⁾	(Rs. in millions) ⁽¹⁾	(Rs. in millions) ⁽¹⁾	(U.S.\$ in millions) ⁽²⁾
	(Audited)	(Audited)	(Audited Restated)	(Audited)	(Unaudited)
Revenue	714,508	803,112	769,045	857,461	14,152
Other operating income	550	478	425	1,174	19
Operating expenses	(477,935)	(554,886)	(536,891)	(580,865)	(9,587)
Depreciation and amortization	(133,681)	(154,964)	(148,148)	(156,496)	(2,582)
Profit from operating activities before exceptional items	103,442	93,740	84,431	121,274	2,002
Share of results of joint ventures and associates ⁽³⁾	(74)	(76)	3,506	5,211	86
Profit before finance income, finance costs, exceptional items and tax	103,368	93,664	87,937	126,485	2,088
Finance income	2,643	5,633	5,103	7,133	117
Finance costs	(40,828)	(49,477)	(45,187)	(55,513)	(916)
Exceptional items, net	—	—	—	538	9
Profit before tax	65,183	49,820	47,853	78,643	1,298
Income tax expense (including exceptional items)	(22,602)	(27,151)	(25,184)	(48,449)	(800)
Net profit for the year	42,581	22,669	22,669	30,194	498
Exchange differences on translation of foreign operations (net of income tax effect)	(20,410)	(25,669)	(25,669)	15,566	257
Re-measurement gains / (losses) on defined benefit plans (net of income tax effect)	—	—	—	(148)	(2)
Total comprehensive income/(loss) for the year, net of tax	<u>22,171</u>	<u>(3,000)</u>	<u>(3,000)</u>	<u>45,612</u>	<u>753</u>

(1) Prior to April 1, 2013, the Guarantor accounted for its joint ventures in accordance with the proportionate consolidation method. Subsequently, in accordance with IFRS 11, the Guarantor prepared the financial data for the fiscal year ended March 31, 2014 in accordance with the equity method and restated the financial data for the fiscal year ended March 31, 2013 on the same basis. See Note 3(a) of the 2014 Financials.

(2) For the reader's convenience, U.S. dollar translations of Indian rupee amounts for the fiscal year ended March 31, 2014 have been provided at a rate of U.S.\$1.00 = Rs. 60.59, the average exchange rate for the fiscal year ended March 31, 2014 based on the RBI Reference Rate.

(3) Figures as at March 31, 2013 (unrestated) and as at March 31, 2012 include share of results of associates only.

The Guarantor’s results of operations by segment for the fiscal years ended March 31, 2012, 2013 and 2014

The following tables set forth the Guarantor’s total revenues and EBITDA for the fiscal years ended March 31, 2012, 2013 and 2014.

During the fiscal year ended March 31, 2014, the Guarantor made certain management changes. As a result, effective April 1, 2013, the Guarantor’s operations in South Asia, namely Sri Lanka and Bangladesh, are now reported as part of its ‘Mobile Services — South Asia’ segment. Previously, they were reported as part of the ‘India and South Asia’ segment. In addition, to better reflect business synergies, intra-city fiber networks previously included in ‘Telemedia Services’ and ‘Mobile Commerce’ services in India previously included in ‘Others’ have now been included in ‘Mobile Services — India.’ Further, in order to improve the comparability of results with single segment telecom operators, the Guarantor has also allocated certain common expenses previously included in ‘Unallocated’ to ‘Mobile Services — India,’ ‘Telemedia Services’ and ‘Airtel Business.’ The 2014 Financials have been prepared giving effect to the aforementioned reclassifications. For comparison purposes, corresponding financial data in the Unrestated 2013 Financials has been reclassified in accordance with the segment reclassification implemented for the fiscal year ended March 31, 2014 as found in the Restated 2013 Financials and presented in the first table below. However, the corresponding financial data for the fiscal year ended March 31, 2012 has not been reclassified. The second table below sets forth total revenues and EBITDA by segment as reported in the Unrestated 2013 Financials and the 2012 Financials.

	Total Revenues⁽¹⁾		EBITDA⁽¹⁾⁽²⁾	
	Fiscal year ended March 31,		Fiscal year ended March 31,	
	2013	2014	2013	2014
	(Rs. in millions) (Audited Restated)	(Rs. in millions) (Audited)	(Rs. in millions) (Unaudited)	(Rs. in millions) (Unaudited)
Mobile Services — India	430,705	466,835	129,149	157,564
Mobile Services — South Asia	12,330	17,403	(950)	1,036
Mobile Services — Africa	240,439	272,488	63,147	71,406
Telemedia Services	35,896	39,352	14,644	14,771
Airtel Business	53,203	63,361	8,824	13,807
Digital TV Services	16,295	20,771	452	3,338
Tower Infrastructure Services	49,865	51,087	22,513	22,850
Others	3,359	3,197	108	52
Unallocated	—	—	(1,487)	(2,213)
Eliminations	(73,047)	(77,033)	(3,821)	(4,841)
Total	<u>769,045</u>	<u>857,461</u>	<u>232,579</u>	<u>277,770</u>

(1) Prior to April 1, 2013, the Guarantor accounted for its joint ventures in accordance with the proportionate consolidation method. Subsequently, in accordance with IFRS 11, the Guarantor prepared the financial data for the fiscal year ended March 31, 2014 in accordance with the equity method and restated the financial data for the fiscal year ended March 31, 2013 on the same basis. See Note 3(a) of the 2014 Financials.

(2) EBITDA is defined as earnings before finance income and finance costs, exceptional items, taxation, depreciation and amortization, and share of results of associates and joint ventures (unless otherwise specified). It is not an IFRS measure.

	Total Revenues		EBITDA⁽¹⁾	
	Fiscal year ended March 31,		Fiscal year ended March 31,	
	2012	2013	2012	2013
	(Rs. in millions) (Audited)		(Rs. in millions) (Unaudited)	
Mobile Services — India and South Asia	403,091	440,235	136,667	135,138
Telemedia Services	37,271	38,158	15,836	16,204
Digital TV Services	12,960	16,294	465	452
Airtel Business	44,541	53,202	8,313	9,361
Tower Infrastructure Services	95,109	103,154	35,944	38,561
Others	3,117	3,533	(412)	(644)
Mobile Services — Africa	198,265	240,439	52,791	63,147
Unallocated	—	—	(9,271)	(9,819)
Eliminations	(79,846)	(91,903)	(3,210)	(3,696)
Total	714,508	803,112	237,123	248,704

(1) EBITDA is defined as earnings before finance income and finance costs, exceptional items, taxation, depreciation and amortization, and share of results of associates and joint ventures (unless otherwise specified). It is not an IFRS measure.

The Guarantor's Key Operating and Financial Information

The following information is intended to assist in understanding the trends in the operating and financial information of the Guarantor included in this Offering Memorandum.

	As at/for the fiscal year ended March 31 ⁽¹⁾ ,	
	2013 ⁽²⁾	2014
Total customer base (000's)	271,227	295,948
Total minutes on network (millions of minutes)	1,127,150	1,211,522
Network sites	156,905	163,361
Number of countries of operation	20	20
Population covered ⁽³⁾ (billions)	1.85	1.85
Total revenue (Rs. millions)	769,045	857,461
EBITDA (Rs. millions) ⁽⁴⁾	232,579	277,770
Capital expenditure (Rs. millions)	134,698	176,987
Operating free cash flow (EBITDA — capital expenditure) (Rs. millions)	97,881	100,783
EBITDA Margin ⁽⁵⁾	30.2%	32.4%
Net profit margin ⁽⁶⁾	3.0%	3.2%
Net debt to funded equity ratio (times) ⁽⁷⁾	1.16	1.01
Return on shareholder's equity ⁽⁸⁾	4.5%	5.0%
Return on capital employed ⁽⁹⁾	5.7%	6.6%

(1) Prior to April 1, 2013, the Guarantor accounted for its joint ventures in accordance with the proportionate consolidation method. Subsequently, in accordance with IFRS 11, the Guarantor prepared the financial data for the fiscal year ended March 31, 2014 in accordance with the equity method and restated the financial data for the fiscal year ended March 31, 2013 on the same basis. See Note 3(a) of the 2014 Financials.

(2) Financial information is based on the Restated 2013 Financials.

(3) Aggregate population of the countries in which the Guarantor had a footprint as at the relevant period.

(4) EBITDA is defined as earnings before finance income and finance costs, exceptional items, taxation, depreciation and amortization, and share of results of associates and joint ventures (unless otherwise specified). It is not an IFRS measure.

(5) EBITDA Margin is defined as EBITDA for the period divided by total revenues for that period.

(6) Net profit margin is defined as net profit attributable to equity holders of the Guarantor for the period divided by total revenues for that period.

(7) Net debt to funded equity ratio is defined as net debt (which, unless otherwise specified, is long-term debt (non current borrowing) plus short-term borrowings (current borrowing) plus deferred payment liabilities minus cash and cash equivalents, short-term and non-current investments and current and non-current restricted cash (not including cash related to mobile commerce services which is restricted in use)) divided by funded equity (which is equity attributable to equity holders of the Guarantor).

(8) Return on shareholder's equity is defined as net profit attributable to equity holders of the Guarantor for the period divided by the average (of opening and closing) equity attributable to equity holders of the Guarantor during such period.

(9) Return on capital employed is defined as the sum of net profit attributable to equity holders of the Guarantor, finance income and finance cost for the period divided by the average (of opening and closing) capital employed during such period.

The following table provides a reconciliation of net profit for the year to EBITDA for the fiscal years ended March 31, 2013 and 2014. The financial data for the fiscal year ended March 31, 2013 set forth below has been extracted from the Restated 2013 Financials and EBITDA has been derived therefrom.

	Fiscal year ended March 31,	
	2013	2014
	(Rs. in millions) (Unaudited)	
Net profit for the year	22,669	30,194
Income tax expense (including exceptional items)	25,184	48,449
Profit before tax	47,853	78,643
Exceptional items, net	—	(538)
Finance costs	45,187	55,513
Finance income	(5,103)	(7,133)
Share of results of associates and joint ventures	(3,506)	(5,211)
Depreciation and amortization	148,148	156,496
EBITDA	<u>232,579</u>	<u>277,770</u>

The following table provides a reconciliation of net profit for the year to EBITDA for the fiscal years ended March 31, 2012 and 2013. The financial data for the fiscal year ended March 31, 2013 set forth below has been extracted from the Unrestated 2013 Financials and EBITDA has been derived therefrom.

	Fiscal year ended March 31,	
	2012	2013
	(Rs. in millions) (Unaudited)	
Net profit for the year	42,581	22,669
Income tax expense	22,602	27,151
Profit before tax	65,183	49,820
Finance costs	40,828	49,477
Finance income	(2,643)	(5,633)
Share of results of associates	74	76
Depreciation and amortization	133,681	154,964
EBITDA	<u>237,123</u>	<u>248,704</u>

Consolidated Statement of Financial Position

The table below presents the Guarantor's consolidated statement of financial position as at the dates indicated and presents the data as at March 31, 2013 as originally prepared and as restated to give effect to IFRS 11.

	As at March 31,				
	2012 (Rs. in millions)	2013 (Rs. in millions) ⁽¹⁾	2013 (Rs. in millions) ⁽¹⁾ (Audited Restated)	2014 (Rs. in millions) ⁽¹⁾	2014 (U.S. in millions) ⁽²⁾ (Unaudited)
Assets					
Non-current assets					
Property, plant and equipment	674,932	688,430	638,277	596,429	9,924
Intangible assets	660,889	680,808	648,386	809,716	13,473
Investment in joint ventures and associates ⁽³⁾	223	242	11,552	56,702	943
Investment (non-current)	—	—	—	36,341	605
Derivative financial assets	2,756	3,566	3,566	2,761	46
Other financial assets	16,887	16,999	16,326	17,330	288
Other non-financial assets	15,568	21,038	18,749	26,009	433
Deferred tax asset	51,277	59,245	58,491	62,627	1,042
Total non-current assets	<u>1,422,532</u>	<u>1,470,328</u>	<u>1,395,347</u>	<u>1,607,915</u>	<u>26,754</u>
Current assets					
Inventories	1,308	1,109	1,109	1,422	24
Trade and other receivables	63,735	66,430	67,824	62,441	1,039
Derivative financial assets	2,137	1,097	1,097	819	14
Prepayments and other assets	32,621	33,134	30,860	29,656	493
Income tax recoverable	9,049	12,040	10,093	9,319	155
Short-term investments	18,132	67,451	65,546	62,265	1,036
Other financial assets	802	4,348	4,299	8,127	135
Cash and cash equivalents	20,300	17,295	16,078	49,808	829
Total current assets	<u>148,084</u>	<u>202,904</u>	<u>196,906</u>	<u>223,857</u>	<u>3,725</u>
Total assets	<u>1,570,616</u>	<u>1,673,232</u>	<u>1,592,253</u>	<u>1,831,772</u>	<u>30,479</u>

(1) Prior to April 1, 2013, the Guarantor accounted for its joint ventures in accordance with the proportionate consolidation method. Subsequently, in accordance with IFRS 11, the Guarantor prepared the financial data for the fiscal year ended March 31, 2014 in accordance with the equity method and restated the financial data for the fiscal year ended March 31, 2013 on the same basis. See Note 3(a) of the 2014 Financials.

(2) For the reader's convenience, U.S. dollar translations of Indian rupee amounts as at March 31, 2014 have been provided at a rate of U.S.\$1.00 = Rs. 60.10, the closing exchange rate as at March 28, 2014 based on the RBI Reference Rate.

(3) Figures as at March 31, 2013 (unrestated) and as at March 31, 2012 include investments in associates only.

	As at March 31,				
	2012	2013	2013	2014	2014
	(Rs. in millions)	(Rs. in millions) ⁽¹⁾	(Rs. in millions) ⁽¹⁾	(Rs. in millions) ⁽¹⁾	(U.S. in millions) ⁽²⁾
	(Audited)	(Audited)	(Audited Restated)	(Audited)	(Unaudited)
Equity and liabilities					
Equity					
Issued capital	18,988	18,988	18,988	19,987	333
Treasury shares	(282)	(674)	(674)	(342)	(6)
Share premium	56,499	56,499	56,499	123,456	2,054
Retained earnings	395,682	414,027	414,027	437,167	7,274
Foreign currency translation reserve	(6,026)	(32,571)	(32,571)	(16,777)	(279)
Other components of equity	41,252	46,948	46,948	34,069	567
Equity attributable to equity holders of parent	<u>506,113</u>	<u>503,217</u>	<u>503,217</u>	<u>597,560</u>	<u>9,943</u>
Non-controlling interests	<u>27,695</u>	<u>40,886</u>	<u>40,886</u>	<u>42,102</u>	<u>701</u>
Total equity	<u>533,808</u>	<u>544,103</u>	<u>544,103</u>	<u>639,662</u>	<u>10,644</u>

(1) Prior to April 1, 2013, the Guarantor accounted for its joint ventures in accordance with the proportionate consolidation method. Subsequently, in accordance with IFRS 11, the Guarantor prepared the financial data for the fiscal year ended March 31, 2014 in accordance with the equity method and restated the financial data for the fiscal year ended March 31, 2013 on the same basis. See Note 3(a) of the 2014 Financials.

(2) For the reader's convenience, U.S. dollar translations of Indian Rupee amounts as at March 31, 2014 have been provided at a rate of U.S.\$1.00 = Rs. 60.10, the closing exchange rate as at March 28, 2014 based on the RBI Reference Rate.

	As at March 31,				
	2012	2013	2013	2014	2014
	(Rs. in millions)	(Rs. in millions) ⁽¹⁾	(Rs. in millions) ⁽¹⁾	(Rs. in millions) ⁽¹⁾	(U.S. in millions) ⁽²⁾
	(Audited)	(Audited)	(Audited Restated)	(Audited)	(Unaudited)
Non-current liabilities					
Borrowing	497,154	615,485	569,137	549,919	9,150
Deferred revenue	2,892	9,696	9,685	14,010	233
Provisions	7,240	10,548	9,744	10,044	167
Derivative financial liabilities	401	893	893	4,313	72
Deferred tax liability	11,621	15,873	12,556	16,850	281
Other financial liabilities	23,076	22,748	23,204	27,464	457
Other non-financial liabilities	5,551	3,465	2,384	1,460	24
Total non-current liabilities	547,935	678,708	627,603	624,060	10,384
Current liabilities					
Borrowing	193,078	114,123	98,226	209,039	3,478
Deferred revenue	43,282	39,560	39,560	44,899	747
Provisions	1,290	1,835	1,768	1,725	29
Other non financial liabilities	10,811	13,922	13,245	15,277	254
Derivative financial liabilities	166	219	219	1,097	18
Income tax liabilities	7,596	7,628	7,627	12,032	200
Trade & other payables	232,650	273,134	259,902	283,981	4,725
Total current liabilities	488,873	450,421	420,547	568,050	9,451
Total liabilities	1,036,808	1,129,129	1,048,150	1,192,110	19,835
Total equity and liabilities	1,570,616	1,673,232	1,592,253	1,831,772	30,479

(1) Prior to April 1, 2013, the Guarantor accounted for its joint ventures in accordance with the proportionate consolidation method. Subsequently, in accordance with IFRS 11, the Guarantor prepared the financial data for the fiscal year ended March 31, 2014 in accordance with the equity method and restated the financial data for the fiscal year ended March 31, 2013 on the same basis. See Note 3(a) of the 2014 Financials.

(2) For the reader's convenience, U.S. dollar translations of Indian Rupee amounts as at March 31, 2014 have been provided at a rate of U.S.\$1.00 = Rs. 60.10, the closing exchange rate as at March 28, 2014 based on the RBI Reference Rate.

THE OFFERING

The following is a brief summary of the term of this offering and is qualified in its entirety by the remainder of this Offering Memorandum. This summary is derived from, and should be read in conjunction with, the full text of the “Description of the Dollar Notes and Guarantee” and “Description of the Euro Notes and Guarantee.” Terms used in this summary and not otherwise defined shall have the meanings given to them in “Description of the Dollar Notes and Guarantee” and “Description of the Euro Notes and Guarantee.”

Issuer Bharti Airtel International (Netherlands) B.V., an indirect wholly owned subsidiary of Bharti Airtel Limited, incorporated in The Netherlands.

Guarantor Bharti Airtel Limited, a limited liability company incorporated in India.

Notes Offered U.S.\$1,000,000,000 aggregate principal amount of 5.350% Guaranteed Senior Notes due 2024 (the “Dollar Notes”).

€750,000,000 aggregate principal amount of 3.375% Guaranteed Senior Notes due 2021 (the “Euro Notes” and, together with the Dollar Notes, the “Notes”).

Concurrent Offerings The separate Dollar Notes and Euro Notes offerings, respectively, will not be cross conditioned with one another. Accordingly, although this Offering Memorandum includes discussion of both offerings, it is possible that one of the offerings will proceed to completion while the other offering will not do so.

Investors should be aware that the offerings are not cross-conditioned and that the information in the table below under “Capitalization” assumes that both the Dollar Notes and Euro Notes offerings are completed substantially concurrently (the Dollar Notes initially into DTC and the Euro Notes initially into Euroclear and Clearstream) but there can be no assurance that the concurrent offerings will occur in the manner and timing contemplated herein or at all.

Offering Price 99.916% of the principal amount of the Dollar Notes.

99.248% of the principal amount of the Euro Notes.

Maturity Date May 20, 2024 for the Dollar Notes.

May 20, 2021 for the Euro Notes.

Interest	<p>The Dollar Notes will bear interest from and including May 20, 2014 at the rate of 5.350% per annum, payable semi-annually in arrears.</p> <p>The Euro Notes will bear interest from and including May 20, 2014 at the rate of 3.375% per annum, payable annually in arrears from May 20, 2015. If interest shall be calculated for a period of less than a full year, interest shall be calculated on the basis of the actual number of days in the period from and including the date from which interest begins to accrue to but excluding the date on which it falls due divided by (b) 365 or (in the case of a leap year) 366.</p>
Interest Payment Dates	<p>May 20 and November 20 of each year, commencing May 20, 2014 for the Dollar Notes.</p> <p>May 20 of each year, commencing May 20, 2015 for the Euro Notes.</p>
Ranking of the Notes	<p>The Notes are:</p> <ul style="list-style-type: none"> ● general, unsecured obligations of the Issuer; ● senior in right of payment to any existing and future obligations of the Issuer expressly subordinated in right of payment to the Notes; ● at least <i>pari passu</i> in right of payment with all other unsecured, unsubordinated Indebtedness of the Issuer, including each other (subject to any priority rights of such unsubordinated Indebtedness pursuant to applicable law); ● guaranteed by the Guarantor on a senior unsecured basis, subject to the limitations described in “Description of the Dollar Notes and Guarantee — The Guarantee”, “Description of the Euro Notes and Guarantee — The Guarantee” and in “Risk Factors — Risks Relating to the Offering;” and ● effectively subordinated to the secured obligations of the Issuer, to the extent of the value of the assets serving as security therefor.
Guarantee	<p>The Guarantor will guarantee the due and punctual payment of the principal of, premium, if any, and interest on, and all other amounts payable under, the Notes. The Guarantee shall remain in effect until the first anniversary of the Maturity Date and demands by holders of the Notes must be received by the Guarantor prior to such time. The Guarantor’s potential liability under the Guarantee is capped at an amount equal to 200% of the total initial aggregate principal amount of the Notes, being U.S.\$2,000,000,000 for the Dollar Notes and</p>

€1,500,000,000 for the Euro Notes. A Guaranteed Amount will be reduced by any amounts paid by the Guarantor under the relevant Guarantee from time to time and increased such that the Guaranteed Amount will be equal to 200% of the aggregate amount of the Notes outstanding following such issue.

See “Risk Factors — Risks Relating to the Offering.”

Ranking of the Guarantee The Guarantees are:

- a general, unsecured obligation of the Guarantor limited to the Guaranteed Amount;
- senior in right of payment to all future obligations of the Guarantor expressly subordinated in right of payment to the Guarantee;
- at least *pari passu* in right of payment with all other unsecured, unsubordinated Indebtedness of the Guarantor, including each other (subject to any priority rights of such unsubordinated Indebtedness pursuant to applicable law); and
- effectively subordinated to secured obligations of the Guarantor to the extent of the value of the assets serving as security therefor and to the debt and other liabilities of the current and future subsidiaries of the Guarantor.

Optional Redemption At any time prior to May 20, 2024, in the case of the Dollar Notes, or May 20, 2021, in the case of the Euro Notes, the Issuer may at its option redeem each tranche of the Notes, in whole but not in part, at a redemption price equal to 100% of the principal amount of such Notes plus the Applicable Premium (as defined for the respective tranche of Notes) as of, and accrued and unpaid interest, if any, to (but not including) the redemption date.

Repurchase of Notes Upon a Change of Control Triggering Event Not later than 30 days following a Change of Control Triggering Event, the Issuer will be required to make an offer to purchase all outstanding Notes at a purchase price equal to 101% of the principal amount thereof plus accrued and unpaid interest, if any, to (but not including) the Offer to Purchase Payment Date.

Redemption for Tax Reasons Subject to certain exceptions and as more fully described herein, the Issuer may redeem each tranche of Notes, in whole but not in part, at a redemption price equal to 100% of the principal amount of such Notes thereof plus accrued and unpaid interest, if any, to the date of

redemption, if the Issuer or the Guarantor would be obligated to pay certain Additional Amounts as a result of certain changes in specified tax laws or other circumstances. See “Description of the Dollar Notes and Guarantee — Redemption for Tax Reasons” and “Description of the Euro Notes and Guarantee — Redemption for Tax Reasons.”

Certain Covenants The Issuer and Guarantor have agreed to observe certain covenants, including, among other things, limitations on the incurrence of Liens and limitations on consolidations, mergers and sales of substantially all of their assets.

These limitations are subject to a number of important qualifications and exceptions. See “Description of the Dollar Notes and Guarantee — Limitation on Liens”, “Description of the Euro Notes and Guarantee — Limitation on Liens” and “Description of the Dollar Notes and Guarantee — Consolidation, Merger and Sale of Assets” and “Description of the Euro Notes and Guarantee — Consolidation, Merger and Sale of Assets.”

Transfer Restrictions The Notes and Guarantee will not be registered under the Securities Act or under any state securities laws of the United States and will be subject to customary restrictions on transfer and resale. For more information, see “Notice to Investors” and “Transfer Restrictions.”

Further Issues The Issuer may, from time to time, without the consent of Holders of the Notes create and issue further securities having the same terms and conditions as each tranche of the Notes, as the case may be, (including the benefit of the relevant Guarantee) in all respects (or in all respects except for the issue date, issue price and the first payment of interest on them and, to the extent necessary, certain temporary securities law transfer restrictions) so that such further securities shall be consolidated with and form a single series with the previous outstanding Notes and vote together as one class on all matters with respect to the Notes.

Form, Denomination and Registration The Dollar Notes sold within the United States in reliance on Rule 144A and outside the United States in reliance on Regulation S will be issued only in fully registered form, without coupons, in denominations of U.S.\$200,000 and integral multiples of U.S.\$1,000 in excess thereof and will be initially represented by one or more global notes registered in the name of a nominee of DTC.

The Euro Notes sold within the United States in reliance on Rule 144A and outside the United States in reliance on Regulation S will be issued only in fully registered form, without coupons, in denominations of €100,000 and integral multiples of €1,000 in excess

thereof and will be initially represented by one or more global notes registered in the name of a nominee of the common depository for Euroclear and Clearstream.

Book-Entry The Dollar Notes sold within the United States in reliance on Rule 144A and outside the United States in reliance on Regulation S will be issued in book-entry form through the facilities of DTC for the accounts of its participants, including Euroclear and Clearstream, Luxembourg. For a description of certain factors relating to clearance and settlement, see “Description of the Dollar Notes and Guarantee — Book-Entry; Delivery and Form.”

The Euro Notes sold within the United States in reliance on Rule 144A and outside the United States in reliance on Regulation S will be issued in book-entry form through the facilities of Euroclear and Clearstream. For a description of certain factors relating to clearance and settlement, see “Description of the Euro Notes and Guarantee — Book-Entry; Delivery and Form.”

Delivery of the Notes The Issuer expects to make delivery of the Notes against payment in same-day funds on or about May 20, 2014, which is expected to be the fifth business day following the pricing date of the Notes. See “Plan of Distribution.”

Indenture Each tranche of the Notes will be issued pursuant to a separate indenture to be dated on or about the Closing Date between the Issuer, the Guarantor and the Trustee (as defined herein).

Withholding Tax All payments of principal and interest in respect of the Notes shall be made free and clear of any withholding or deduction.

Events of Default For a description of certain events that will permit the Notes to become immediately due and payable at their principal amount, together with accrued interest, see “Description of the Dollar Notes and Guarantee — Events of Default” and “Description of the Euro Notes and Guarantee — Events of Default.”

Trustee for the Dollar Notes The Bank of New York Mellon.

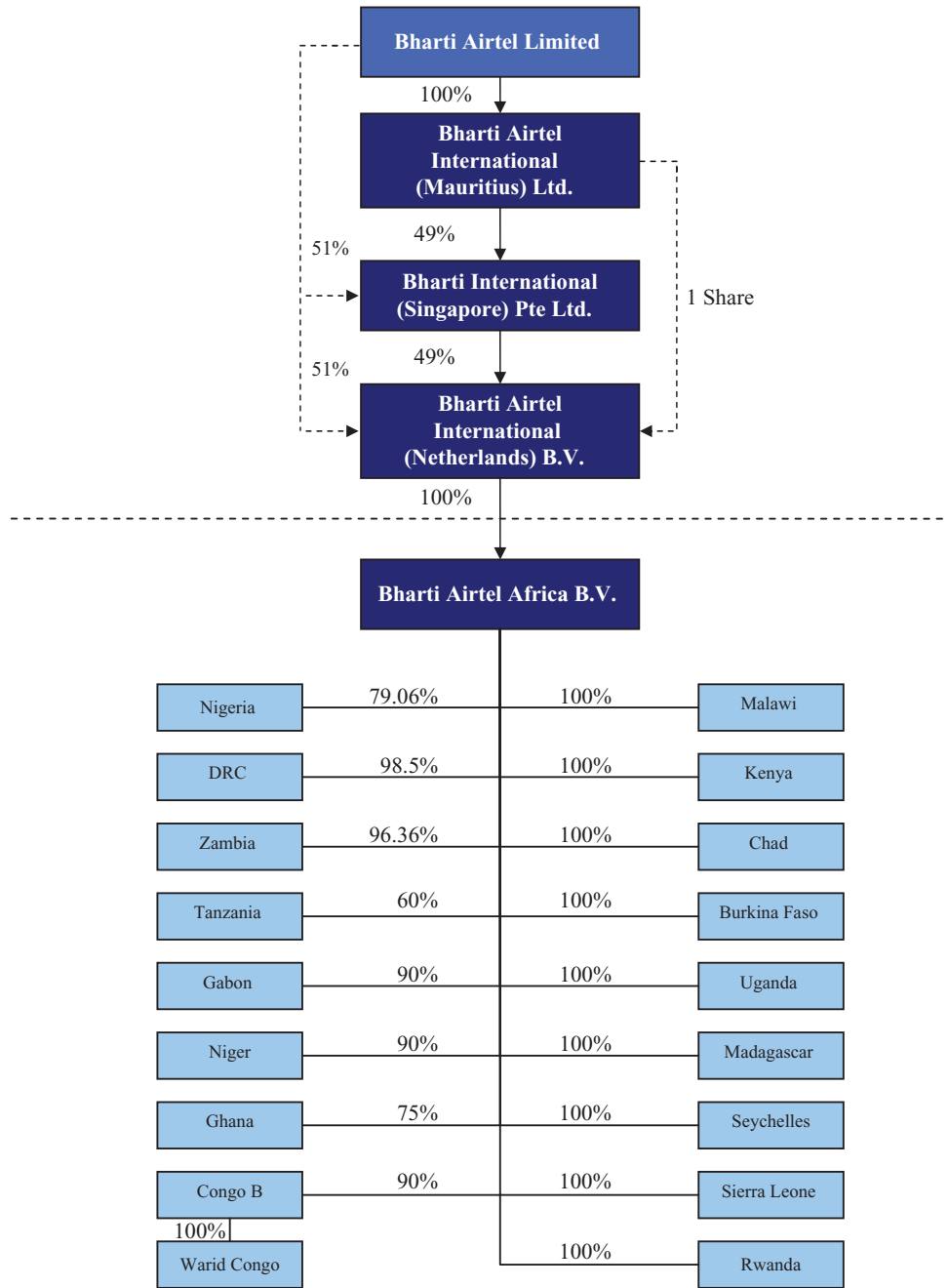
Principal Paying and Transfer Agent and Registrar for the Dollar Notes The Bank of New York Mellon.

Trustee for the Euro Notes The Bank of New York Mellon.

Principal Paying Agent for the Euro Notes The Bank of New York Mellon, London Branch.

Transfer Agent and Registrar for the Euro Notes	The Bank of New York Mellon (Luxembourg) S.A.
Governing Law	Each of the Indentures, the Notes and the Guarantees will be governed by, and construed in accordance with, the laws of the State of New York.
Listing and Trading	Application will be made for the listing and quotation of the Notes on the Official List of the SGX-ST. Such approval will be granted when the relevant Notes have been admitted to the Official List of the SGX-ST. The SGX-ST assumes no responsibility for the correctness of any statements made, opinions expressed or reports contained in this Offering Memorandum. Approval in-principle for the listing and quotation of the Notes on the SGX-ST is not to be taken as an indication of the merits of the Notes or the Guarantees, or of the Issuer, the Guarantor or their respective subsidiaries or associated companies (if any). The Notes will be traded on the SGX-ST in a minimum board lot size of U.S.\$200,000 or its equivalent for so long as the Notes are listed on the SGX-ST. Application will be made for the trading of the Euro Notes on the Freiverkehr (Open Market) of the FWB. The Open Market is not a regulated market for purposes of EU Directive 2004/39/EC (MiFID). The FWB assumes no responsibility for the correctness of any statements made, opinions expressed or reports contained in this Offering Memorandum.
Ratings	The Notes are expected to be rated “BBB-” by Fitch, “BBB-” by S&P and “Baa3” by Moody’s. A security rating is not a recommendation to buy, sell, or hold securities and may be subject to suspension, reduction or withdrawal at any time by the assigning rating agency.
Use of Proceeds	<p>The Issuer estimates the net proceeds from the issue of the Dollar Notes to be U.S.\$996.2 million and the Euro Notes to be €742.1 million, after deducting the underwriting discount and its and the Guarantor’s estimated offering expenses in connection with the issue of the Notes.</p> <p>Of the net proceeds from the offering, The Issuer intends to use substantially all of the net proceeds for repayment and refinancing of existing foreign currency indebtedness.</p> <p>The proceeds from the issue of the Notes shall be used by the Issuer in accordance with the terms specified by the RBI set out in any of the RBI approval letters issued to the Guarantor in connection with the issuing of the Guarantee. See “Use of Proceeds” and “Plan of Distribution.”</p>
Risk Factors	For a discussion of certain factors that should be considered in evaluating an investment in the Notes, see “Risk Factors.”

Bharti Airtel International (Netherlands) B.V. — Corporate Structure Chart*



* For further details of the Guarantor’s subsidiaries, see Note 40 of the 2014 Financials.

RISK FACTORS

This Offering Memorandum contains forward-looking statements that involve risks and uncertainties. Prospective investors should carefully consider the risks and uncertainties described below and the information contained elsewhere in this Offering Memorandum before making an investment in the Notes. In making an investment decision, each investor must rely on its own examination of the Issuer and the Guarantor and the terms of the offering of the Notes. The risks described below are not the only ones faced by the Issuer, the Guarantor or investments in India in general. The Issuer's and the Guarantor's business, prospects, financial condition, cash flows and results of operations could be materially and adversely affected by any of these risks. There are a number of factors, including those described below, that may adversely affect the Issuer's ability to make payment on the Notes and the Guarantor's ability to make payment on the Guarantee. The risks described below are not the only ones that may affect the Notes. Additional risks not presently known to the Issuer or the Guarantor or that the Issuer and the Guarantor currently deem immaterial may also impair their respective business, prospects, financial condition, cash flows and results of operations.

Risks Relating to the Guarantor's Business

The Guarantor has incurred significant indebtedness, and the Guarantor must service this debt and comply with its covenants to avoid refinancing risk.

The Guarantor has incurred significant indebtedness in connection with the Guarantor's operations and the acquisition of Zain and has indebtedness that is substantial in relation to the Guarantor's shareholders' equity. As at March 31, 2014 and March 31, 2013 (restated after giving effect to IFRS 11), the Guarantor's long-term indebtedness (shown as non current borrowing in the respective financial statements) was Rs. 549,919 million and Rs. 569,137 million, respectively. Furthermore, the Guarantor may also incur additional indebtedness in the future, including indebtedness incurred to fund capital contributions to its subsidiaries, subject to limitations imposed by the Guarantor's financing arrangements and applicable law. For instance, in January 2014 the Guarantor participated in the 1800 Mhz and 900 Mhz spectrum auctions and won spectrum licenses in various Circles (including licenses in Rajasthan and North East Circles) for Rs. 184,386 million. The Guarantor has opted for an annual payment option offered by the DoT, under which the Guarantor has made an upfront payment of Rs. 55,257 million (including for Rajasthan and North East Circles) and is now required to make 10 annual EMI payments of Rs. 25,428 million each year beginning in 2017, which may further result in increased indebtedness. In its consolidated financial statements for fiscal year 2014, the Guarantor has represented this liability as a capital commitment contingent on receipt of the spectrum. After the receipt of new or renewed spectrum, the amount payable will be classified under financial liabilities. Further, the Guarantor may increase its indebtedness if it participates in any future auctions of spectrum. Although the Guarantor believes that its current levels of cash flows from operations and working capital borrowings are sufficient to service its existing debt, the Guarantor may not be able to generate sufficient cash flow from operations in the future and future working capital borrowings may not be available in an amount sufficient to enable the Guarantor to do so.

In addition, certain of the Guarantor's loan agreements contain covenants which restrict certain activities and require the Guarantor to obtain lenders' consent before, among other things, undertaking new projects, declaring dividends in the event of any non-payment under the respective relevant agreements and making certain investments beyond certain thresholds. These agreements also allow

those lenders to sell assets of a certain value in the event of non-payment of their dues. Such provisions are standard in loan agreements with Indian lenders and are imposed on Indian borrowers, including the Guarantor, with little or no variation.

The Guarantor's loan agreements also require it to maintain certain financial ratios. If the Guarantor is in breach of any financial or other covenants contained in any of its financing agreements, it may be required to immediately repay its borrowings either in whole or in part, together with any related costs. The Guarantor may be forced to sell some or all of the assets in its portfolio if it does not have sufficient cash or credit facilities to make repayments. Furthermore, the Guarantor's financing arrangements may contain cross-default provisions which could automatically trigger defaults under other financing arrangements, in turn magnifying the effect of an individual default.

The Guarantor's failure to comply with any of the covenants contained in the Guarantor's financing arrangements could result in a default thereunder which would permit the acceleration of the maturity of the indebtedness under such agreements and, if the Guarantor is unable to refinance in a timely fashion or on acceptable terms, would have a material adverse effect on the Guarantor's business, prospects, financial condition, cash flows and results of operations.

Intense competition in the Indian telecommunications sector may adversely affect the Guarantor's business.

Competition in the Indian telecommunications industry is intense. The Guarantor faces significant competition from other companies, including from those with pan-India footprints such as Idea Cellular Limited, Tata Teleservices Limited, Vodafone India and Reliance Communications and also from regional operators such as Uninor, Aircel, MTS and Videocon.

Competition in the Indian telecommunications industry has increased notably due to deregulation. Deregulation led to the privatization of the telecommunication industry and allowed and encouraged foreign direct investment ("FDI") and the provision of services by several mobile operators in various cellular zones established in India by the Department of Telecommunications ("DoT"), within which a caller is charged at local rates for calls, but charged at long-distance rates for calls between Circles. Deregulation also allowed fixed-line operators, who previously offered only limited mobile services, to provide full mobility under the Universal Access Service ("UAS") license regime in addition to their fixed line, national long distance ("NLD") and international long distance ("ILD"), data and other service offerings. In particular, the Guarantor has faced a number of new competitors to its ILD business, particularly since the Government relaxed the licensing conditions and reduced the entry fees for ILD and NLD services in January 2006 (from Rs. 250 million and Rs. 1 billion, respectively, to Rs. 25 million and Rs. 25 million, respectively). With further deregulation, the Guarantor expects the entry of new foreign and domestic competitors, which will further increase competition. In addition, mobile number portability, which enables customers to switch their providers of mobile telecommunications services without changing their phone numbers, was introduced in India in the first quarter of the 2011 calendar year. This has resulted in a greater movement of customers among providers of mobile telecommunications services, which could increase the marketing, distribution and administrative costs of the Guarantor, slow growth in subscribers and reduce revenues. As a substantial number of the subscribers of the Guarantor are prepaid, the Guarantor does not have long-term contracts with those subscribers and is more susceptible to subscriber churn as a consequence. See "Risk Factors — The

telecommunications market is highly regulated and changes in laws, regulations or governmental policy could adversely affect the Guarantor's business, prospects, financial condition, cash flows and results of operations."

Competition may affect the Guarantor's subscriber growth and profitability by causing its subscriber base to decline and cause both a decrease in tariff rates and average revenue per user ("ARPU") as well as an increase in customer churn and selling and promotional expenses. Churn in mobile networks in India is high especially among pre-paid customers. In the recent spectrum auctions, new entrants such as Reliance Jio Infocomm Limited ("Reliance Jio") have acquired spectrum position in the 1800 MHz band across various Circles. Such operators may also intensify competition amongst telecommunications operators.

There are also an increasing number of players offering various forms of data products. The Guarantor, along with its competitors, may also be subject to competition from providers of new telecommunication services as a result of technological developments and the convergence of various telecommunication services. For example, Internet-based services, such as Google Voice, Yahoo Voice and Skype, allow users to make calls, send Short Messaging Service ("SMS") and offer other advanced features such as the ability to route calls to multiple handsets and access to Internet services. In addition, in the recently concluded spectrum auctions, a number of new operators that had not previously offered telecommunication services have acquired licenses as well as spectrum for voice and data. If these operators rollout services, it may create additional unforeseen competition for the Guarantor. See "Risk Factors — The telecommunications market is highly regulated and changes in laws, regulations or governmental policy could adversely affect the Guarantor's business, prospects, financial condition, cash flows and results of operations."

The Guarantor also faces substantial competition in its operations outside India. Across Africa, the Guarantor faces various levels of competition, including intense competition in a number of larger markets, such as Nigeria. The Guarantor's brand is also not yet well established in much of Africa, which may hinder the Guarantor's ability to effectively compete with other better known mobile service providers. In Sri Lanka, the Guarantor competes with several larger service providers that have been operating in Sri Lanka for much longer than the Guarantor, and the Guarantor expects to face intense competition from these providers in its attempt to expand further.

If the Guarantor is not able to successfully compete in its markets, this could have a material adverse effect on its reputation, business, prospects, financial condition, cash flows and results of operations.

The telecommunications market is highly regulated and changes in laws, regulations or governmental policy could adversely affect the Guarantor's business, prospects, financial condition, cash flows and results of operations.

Telecommunications businesses in each of the Guarantor's markets are subject to governmental regulation regarding licensing, competition, frequency allocation and costs and arrangements pertaining to interconnection and leased lines. Changes in laws, regulations or governmental policy affecting the Guarantor's business activities could adversely affect its business, prospects, financial condition, cash flows and results of operations.

In many of the countries in which the Guarantor operates, local regulators have significant latitude in the administration and interpretation of telecommunications licenses. In addition, the actions taken by these regulators in the administration and interpretation of these licenses may be influenced by local political and economic pressures. Decisions by regulators, including the amendment or revocation of any existing licenses, could adversely affect the Guarantor's business, prospects, financial condition, cash flows and results of operations.

India

In India, the Guarantor must obtain telecommunications licenses from the DoT to provide certain of its services. The DoT retains the right to modify the terms and conditions of the Guarantor's licenses at any time if in its opinion it is necessary or expedient to do so in the interest of the general public or for the proper operation of the telecommunication sector. A change in certain significant terms of any of the licenses, such as their duration, the range of services permitted or the scope of exclusivity, if any, could have a material adverse effect on the Guarantor's business and prospects. For example, in 2010 the DoT notified that an increase in 2G spectrum charges of 1 to 2% of adjusted gross revenue would become effective from April 1, 2010.

The Guarantor must also annually obtain various radio spectrum operating licenses from the Wireless Planning and Co-ordination Wing of the Ministry of Communications ("WPC"). The non-renewal or modification of these licenses, or punitive action by the Government for continuing these services without renewal of the licenses, could adversely affect the Guarantor.

One of the objectives of the National Telecom Policy, 2012 includes the review of roaming charges with the ultimate objective of removing roaming charges across India. Pursuant to the National Telecom Policy, 2012, the Telecom Regulatory Authority of India ("TRAI") issued a consultation paper on February 25, 2013 and, thereafter, lowered the ceiling on national roaming tariffs with effect from July 1, 2013. Additionally, TRAI had ordered that telecom operators could allow free national roaming if the users paid a fixed fee.

According to TRAI, the tariff regime would be subject to further review by them after a year. If the Government fully implements the objectives of the National Telecom Policy, 2012 and the consultation paper, it may result in further reduction or removal of roaming charges which would materially and adversely affect the Guarantor's business, prospects, financial condition, cash flows and results of operations.

TRAI had earlier begun a consultative process to review the "interconnect charges" paid by mobile operators to each other. Interconnect charges are fees that mobile operators pay one another for using their networks for originating, carrying and terminating calls. These charges, which include top rates of 20 paise a minute in termination fees and 65 paise a minute for carrying national long distance calls, accounted for as much as 75% of the total cost of a mobile call. TRAI also previously proposed reducing mobile termination charges from 20 paise to 10 paise a minute from January 1, 2012 and to nil by 2014. However, the Supreme Court of India (the "Supreme Court") stalled the proposal pending its ruling on the jurisdiction and power of the Telecom Dispute Settlement and Appellate Tribunal ("TDSAT") to adjudicate upon the validity of TRAI regulations. By way of its judgment dated December 6, 2013, the Supreme Court ruled that the TDSAT has no jurisdiction to decide upon the correctness or validity of TRAI regulations. TRAI is likely to resume the consultative process upon a

formal disposal of the case in the Supreme Court. Any substantial reduction in interconnect charges would negatively affect the older, more established operators with large customer bases, such as the Guarantor, to a greater extent compared to the newer entrants, and may have a consequential adverse effect on the Guarantor's revenues, cash flows and profitability.

Previously TRAI had not imposed any specific SMS termination charges between mobile operators. However, in May 2013, TRAI imposed a SMS termination charge of 2 paise per SMS for consumer based SMSs and 5 paise per SMS for transaction based SMSs. The reduction and the possible elimination of these charges by TRAI in the future would negatively affect the older, more established operators with large customer bases, such as the Guarantor, to a greater extent compared to the newer entrants, and may have a consequential adverse effect on the Guarantor's revenues, cash flows and profitability. The Supreme Court passed an order on February 2, 2012 whereby it cancelled 122 2G telecom licenses of telecom companies which were allotted telecom licenses in 2008 (the "Cancelled Licenses"). The Supreme Court asked TRAI to make new recommendations for the granting of licenses and the allocation of spectrum in the 2G band in 22 service areas by auction as was done for allocation of spectrum in the 3G band. Subsequently, on August 27, 2012 the DoT issued an information memorandum ("DoT Information Memorandum") for the 2G spectrum auction in 1800 Mhz and 900 Mhz bands. Under the DoT Information Memorandum, the process for auction of spectrum began on November 12, 2012. Due to the limited participation by the bidders on account of high reserve prices of the spectrum set by the DoT in the November 2012 auctions, on January 30, 2013, the DoT issued a fresh notice inviting applications for auction of spectrum in the 800 Mhz and 1,800 Mhz band in 21 Circles and four Circles, respectively (collectively the "Re-auction Spectrum"). The DoT had also, pursuant to the fresh notice inviting applications dated January 30, 2013, decided to auction spectrum, which shall be reclaimed from the existing operators when their respective licenses are subject to renewal, in the 900 Mhz band for three Circles (of which the Guarantor is currently holding a spectrum of 14.2 Mhz) (collectively, the "Re-farmed Spectrum"). The DoT had set a different base price per Circle for auction of a minimum of 1.25 Mhz block of each of the Re-auction Spectrum and the Re-farmed Spectrum. However, in the March 2013 auction, there was no bidder for the 1800 Mhz and 900 Mhz bands and only one telecom service provider was allotted the 800 Mhz band spectrum. On December 12, 2013, the DoT issued a notice inviting applications to bid for 2G spectrum in the 1800 MHz and 900 MHz bands. On February 15, 2013, wherein the Supreme Court ordered the immediate cancellation of the Cancelled Licenses and auction of the spectrum constituting the Cancelled Licenses without delay. This order by the Supreme Court has adversely impacted the operations of a number of telecom companies, including Etilsat and S-Tel, two former customers of the Guarantor's Tower Infrastructure Services business who have ceased mobile service operations in India. The DoT conducted an additional auction of 900 Mhz and 1800 Mhz band spectrum in February 2014 in which more than 300 Mhz in the 1800 Mhz band was sold in 22 service areas. The entire 46 Mhz spectrum in the 900 Mhz band was also sold in the auction. Although none of Guarantor's licenses were among the Cancelled Licenses, if the Guarantor decides to bid for any of the spectrum constituting the Re-farmed Spectrum, the Guarantor may incur high capital expenditure for the acquisition of such licenses and the Guarantor may have to increase its mobile phone tariffs as a result. An increase in mobile phone tariffs may lead to reduced consumption of the Guarantor's services by its subscribers or a shift of such subscribers to one of the Guarantor's competitors. Moreover, if the Guarantor is not permitted to participate in future bidding for additional 2G spectrum due to any spectrum cap imposed by the DoT, the Guarantor may be unable to successfully carry out future expansion and its ability to compete with other companies in the telecommunications industry may be adversely affected. These potential implications of TRAI's proposals could have a material adverse impact on the Guarantor's business, prospects, financial condition, cash flows and results of operations.

On February 20, 2014, the DoT brought out the Guidelines for Transfer/Merger of various categories of Telecommunication service licenses/authorization under Unified License on compromises, arrangements and amalgamation of the companies (“Transfer-Merger Guidelines”) in order to regulate the transfer and merger of various categories of licenses under the unified licensing regime. The Transfer-Merger Guidelines permit merger, acquisition or amalgamation of companies up to 50% of the market share in any service area. Any such merger, acquisition, amalgamation, compromise or arrangement under the unified licensing regime may result in enhanced competition through the consolidation of the Guarantor’s competitors with other operators, which could have an adverse impact on the Guarantor’s business, prospects and results of operations.

Any disagreements with regulatory and other authorities in the jurisdictions in which Guarantor operates or plans to operate, including with the Government, can affect the Guarantor’s business, prospects, financial condition, cash flows and results of operations, including with respect to the level of control the Guarantor asserts over its operating assets.

Africa

Regulation of the telecommunications markets varies widely across the 17 African countries in which the Guarantor operates. While the Guarantor believes regulators in certain African countries have been proactive in promoting competition and improving their telecommunications policy frameworks, certain policies have been put in place in other countries which may hinder the development of telecommunications markets within these countries. These include subscriber registration requirements, barriers to 2G or 3G licensing, tariff regulations, additional levies on international calls, rural connectivity requirements, rollout obligations, listing requirements and competition restriction. These policies may adversely impact the development of telecommunications markets in these countries and adversely impact the Guarantor’s business, financial condition, cash flows and results of operations.

Additionally, the Guarantor cannot predict with certainty the impact of future policies implemented by regulators across Africa. A number of interconnect rates and other policies are under review in seven of the African countries in which the Guarantor operates, including Nigeria. No assurance can be provided that regulators in these and other African markets in which the Guarantor operates will not set policies that adversely impact the Guarantor’s business.

The political and regulatory environment continues to be challenging across some of the Guarantor’s markets in Africa. For example, on the political front, the Guarantor experienced some insecurity and violence in two of its largest markets of Nigeria and the Democratic Republic of the Congo (the “DRC”) in 2013, resulting in the loss of property and disruption of its business operations. On the regulatory front, the regulators in a number of countries are becoming more stringent with regard to the quality of service to be provided. The Guarantor has also witnessed increased demands on additional taxes and levies from regulators in various countries. Regulatory challenges in the form of demands of additional taxes and levies from several regulators and political uncertainty could have an adverse effect on the investments that the Guarantor has made or may make in the future, which in turn could have an adverse effect on the Guarantor’s business, prospects, financial condition, cash flows and results of operations.

The Guarantor and its executive directors are involved in certain legal proceedings that, if determined against them, could have an adverse effect on the Guarantor's business, results of operations, cash flows and financial condition.

The Guarantor and its executive directors are involved in a number of legal and regulatory proceedings that, if determined against the Guarantor or the relevant executive director, could have an adverse effect on the Guarantor's business, results of operations, cash flows and financial condition.

For example, the Guarantor has been the subject of an investigation for alleged violations of certain anti-money laundering and foreign exchange regulations in India. These investigations are ongoing. Further, the Central Bureau of Investigation of India ("CBI") has filed a charge sheet in the special court set up for the 2G spectrum cases. On March 19, 2013, the special court issued a summons to the Guarantor and Mr. Sunil Bharti Mittal, Chairman (at the relevant time, the Chairman and managing director) of the Guarantor, along with others, to appear at the special court on April 11, 2013. Mr. Sunil Bharti Mittal subsequently filed a special leave petition in the Supreme Court in which, on April 8, 2013, notice was issued to the CBI and directions to file papers and rejoinders were issued. Also on April 15, 2013, the Supreme Court, by its interim order, deferred the proceedings before the special court until the special leave petition is heard. The matter is scheduled for hearing on August 5, 2014. If these investigations and litigation continue and the Guarantor is found liable for any of these allegations, the Guarantor could face substantial penalties in the form of fines, loss of spectrum licenses and other potential restrictions on its operations in India. See "Business — Litigation."

A number of other legal proceedings in which the Guarantor is involved relate primarily to claims against it arising from excise duty, sales tax, entry tax, service tax, income tax and other disputed demands. The Guarantor has also received certain show cause notices, in relation to breach of terms and conditions under various licenses issued to it and guidelines as issued by the regulatory authorities. If these cases are resolved adversely to the Guarantor, they may result in additional tax payments, interest and other penalties that could affect the Guarantor's business, prospects, financial condition, cash flows and results of operations. See "Business — Litigation."

If wireless service providers consolidate or merge to any significant degree, the Guarantor's growth, revenue and ability to generate positive cash flows could be adversely affected.

The Indian cellular telecommunication industry has experienced consolidation recently, which may result in the consolidation of cellular telecommunication networks due to the potential overlap in network coverage and in expansion plans. In July 2013, the Government liberalized Foreign Direct Investment ("FDI") limits allowing 100% foreign ownership in the telecommunications sector. As a result of this liberalization, there is increasing probability that large international telecom operators may enter India's cellular telecommunication industry, resulting in significant consolidation and mergers of wireless service providers in India. Further, on February 20, 2014, the DoT provided guidance and clarification on consolidation in its merger and acquisition policy. The policy allows telecommunication operators to acquire or merge with other operators if they meet certain criteria pre- and post-merger/acquisition. The Guarantor expects that this may result in increased and faster consolidation among operators. However, due to the size and market share of the Guarantor, this may also limit opportunities for the Guarantor to consolidate with or acquire other operators in certain Circles. As a consequence, this may result in intensified competition in those Circles. Pursuant to any such consolidation, certain services provided by the Guarantor to its customers may

be deemed duplicative and these customers may attempt to eliminate these duplications by cancelling subscriptions. The Guarantor's future results of operations and cash flows could be negatively impacted if a significant number of these contracts are eliminated from the Guarantor's ongoing contractual revenues and the Guarantor's growth prospects may be limited if such consolidations occur and eliminate what the Guarantor currently believes to be potential markets for its services. Similar consequences might occur if wireless communications service providers begin to engage in extensive sharing, roaming or resale arrangements as an alternative to leasing Tower infrastructure from third party operators such as the Guarantor. In addition, the development and commercialization of new technologies designed to improve and enhance the range and effectiveness of cellular telecommunication networks may significantly decrease demand for additional passive telecommunication infrastructure.

There can be no assurance that there will not be further consolidation of Indian cellular telecommunication operators in the future or that new technologies designed to improve and enhance the range and effectiveness of cellular telecommunication networks will not emerge, each of which could decrease the Guarantor's revenue from its customers and may adversely affect its business, prospects, financial condition, cash flows and results of operations.

If the Guarantor does not continue to provide telecommunications or related services that are useful and attractive to customers, it may not remain competitive, and its business, prospects, financial condition, cash flows and results of operations may be adversely affected.

The telecommunications industry is characterized by technological changes, including an increasing pace of change in existing mobile systems, industry standards and ongoing improvements in the capacity and quality of technology. The Guarantor's commercial success depends on providing telecommunications services that provide its customers with attractive products and services at a competitive cost. As new technologies develop, the Guarantor's equipment may need to be replaced or upgraded, or its networks may need to be rebuilt in whole or in part in order to sustain the Guarantor's competitive position as a market leader in the Indian telecommunications industry. Continuing technological advances, ongoing improvements in the capacity and quality of digital technology and short development cycles also contribute to the need for continual upgrading and development of the Guarantor's equipment, technology and operations. To respond successfully to technological advances, the Guarantor may require substantial capital expenditures and access to related technologies in order to integrate the new technology with its existing technology. If the Guarantor is unable to anticipate customer preferences or industry changes, or if it is unable to modify its networks on a timely and cost-effective basis, it may lose customers.

Many of the services the Guarantor offers are technology-intensive and the development or acceptance of new technologies may render such services non-competitive, obsolete or reduce prices for such services. The Guarantor has made and will have to continue to make additional investments in new technologies to remain competitive. In addition, the Guarantor faces the risk of unforeseen complications in the deployment of these new services and technologies, and there is no assurance that these new technologies will be commercially successful or that the estimate of the necessary capital expenditure to offer such services will not be exceeded. The Guarantor's operating results and cash flows would also suffer if its new products and services are not well-received by its customers, are not appropriately timed with market opportunities or are not effectively brought to market.

As telecommunications technology continues to develop, the Guarantor's competitors may be able to offer telecommunications products and services that are, or that are perceived to be, substantially similar or better than those offered by the Guarantor. The Guarantor cannot be certain that existing, proposed or as yet undeveloped technologies will not become dominant in the future and render the technologies it uses less commercially viable or profitable or that the Guarantor will be successful in responding in a timely and cost-effective way to keep up with new developments. This could have a material adverse effect on the Guarantor's business, prospects, financial condition, cash flows and results of operations. If the Guarantor is not successful in anticipating and responding to technological change and resulting consumer preferences in a timely and cost-effective manner, the Guarantor's quality of services, business, prospects, financial condition, cash flows and results of operations could be materially adversely affected.

The Guarantor is exposed to certain risks in respect of the development, expansion and maintenance of its mobile telecommunications networks.

The Guarantor's ability to increase its subscriber base depends upon the success of the expansion and management of its networks and upon its ability to obtain sufficient financing to facilitate these plans. The build-out of the Guarantor's networks is subject to risks and uncertainties which could delay the introduction of services in some areas and increase the cost of network construction, including obtaining sufficient financing. The Guarantor is engaged in a number of network expansion and infrastructure projects, including in India, Bangladesh, Sri Lanka and in the African countries in which it operates. The speed at which the Guarantor is able to expand its network and upgrade technology is critical to its ability to increase its subscriber base. Thus, if any of these risks transpire, the Guarantor's business, financial condition, cash flows and results of operations may be adversely affected.

In connection with the Guarantor's network strategy, it from time to time considers establishing joint ventures with other carriers in its markets which may involve the sale of assets and may require funding from the Guarantor. Network expansion and infrastructure projects, including those in the Guarantor's development pipeline, typically require substantial capital expenditure throughout the planning and construction phases and it may take months or years before the Guarantor can obtain the necessary permits and approvals for such projects to be completed, during which time the Guarantor is subject to a number of construction, financing, operating, regulatory and other risks beyond its control, including, but not limited to:

- shortages of materials, equipment and labor;
- an inability to secure any necessary financing arrangements on favorable terms, if at all;
- changes in demand for the Guarantor's services;
- labor disputes and disputes with sub-contractors;
- inadequate infrastructure, including as a result of failure by third parties to fulfill their obligations relating to the provision of utilities and transportation links that are necessary or desirable for the successful operation of a project;

- failure to complete projects according to specifications;
- adverse weather conditions and natural disasters;
- accidents;
- changes in local governmental priorities; and
- an inability to obtain and maintain project development permission or requisite governmental licenses, permits or approvals.

The occurrence of one or more of these events may have a material adverse effect on the Guarantor's ability to complete its current or future network expansion projects on schedule or within budget, if at all, and may prevent the Guarantor from achieving its targeted increases in its subscriber base, revenues, internal rates of return or capacity associated with such projects. There can be no assurance that the Guarantor will be able to generate revenues from its expansion projects that meet its planned targets and objectives, or that they will be sufficient to cover the associated construction and development costs, which could have a material adverse effect on the Guarantor's business, prospects, financial condition, cash flows and results of operations.

The Guarantor has had, and continues to have, some operations in the Democratic Republic of the Congo and generates revenues from telecom operators in countries subject to U.S. and international trade restrictions, economic embargoes and sanctions.

The Guarantor has operations in the DRC, including mobile services and passive infrastructure services, which comprise a minor portion of the Guarantor's overall business. For the fiscal year ended March 31, 2014 and the fiscal year ended March 31, 2013, revenues attributable to the Guarantor's operations in the DRC represented 2.6% and 2.7% of the Guarantor's total consolidated revenues, respectively. The DRC is subject to certain U.S., United Nations ("U.N."), European Union ("E.U.") and United Kingdom ("U.K.") trade restrictions, economic embargoes and sanctions. In particular, the U.S. Office of Foreign Assets Control ("OFAC") has imposed targeted sanctions which restrict U.S. persons from facilitating certain transactions with specified individuals in the DRC, namely members of certain armed militias threatening stability in the region and those employing child soldiers. Similarly, the U.N., the E.U. and the U.K. have imposed sanctions which restrict transactions with certain militia groups threatening stability within the DRC.

There can be no assurance that other persons and entities with whom the Guarantor now, or in the future may, engage in transactions and employ will not be subject to these various sanctions. There can be no assurance that the DRC or other countries in which the Guarantor currently operates will not be subject to further and more restrictive sanctions in the future. Further, the Guarantor derives a negligible portion of its revenues from roaming agreements with other telecom operators located in countries subject to sanctions. As a result, investors in the Notes may incur reputational or other risk as a result of the Guarantor's dealings with sanctioned persons or countries.

The Guarantor may have to pay additional spectrum charges for excess spectrum held or surrender excess spectrum held by it to the Government of India.

According to the Performance Audit Report of the Comptroller and Auditor General of India on the “*Issue of Licenses and Allocation of 2G Spectrum*” dated November 8, 2010, for the fiscal year ended March 2010 (the “Report”), the Guarantor is holding an aggregate of 32.4 megahertz (“MHz”) of additional spectrum in 13 Circles beyond the upper limit laid down in the UASL agreement without having paid any upfront charges in respect of the additional spectrum held. In the Report, eight other operators were also stated to be holding excess spectrum.

In May 2010, TRAI in its recommendations had stated that the operators, who hold spectrum beyond 6.2 MHz (and up to 8 MHz) in the 1800 MHz band and beyond 8 MHz in the 1800 MHz band may be levied an additional charge on a per MHz basis equivalent to the 3G auction price and 1.3 times of 3G auction price respectively. TRAI also made further recommendations that operators who hold additional spectrum beyond 6.2 MHz in the 900 MHz band may be charged 1.5 times of the 3G auction price. TRAI has also communicated to the Government that it was separately initiating an exercise to further study the subject and had asked the Government to await its final recommendations.

Subsequently, in February 2011, TRAI recommended fixing a charge of Rs. 45.7 billion per MHz for spectrum beyond 6.2 MHz in the 1800 MHz band. TRAI also recommended that in case the Government conducts the auction for 1800 MHz, the auction price may be treated as the relevant price of spectrum beyond 6.2 MHz.

Accordingly on December 28, 2012, the DoT issued an order for levying of one-time charge for excess spectrum. For spectrum beyond 6.2 Mhz in the 1800 Mhz and the 900 Mhz band, the DoT has imposed a circle wide excess charge from July 1, 2008 until December 31, 2012 and for spectrum beyond 4.4 Mhz in the 900 Mhz and the 1800 Mhz band, the DoT has imposed a circle wide excess charge on the basis of 2012 auction determined price applicable from January 1, 2013 until the expiry of the current term of the license. The Guarantor challenged this circle wide excess charge in the High Court of Bombay, which has stayed the demand and a final hearing is pending.

In September 2013, TRAI recommended that there should be no reservation of spectrum for the renewal licensees in the 900 or 1800 MHz bands. TRAI further recommended that no priority should be accorded to these licensees in the bidding process and all bidders should be treated alike. The Guarantor’s various telecom licenses are coming up for renewal between the years 2014 to 2032. TRAI’s recommendation was accepted by the DoT, which conducted an auction of the spectrum in the 900 Mhz and 1800 Mhz bands in February 2014. The Guarantor participated in the spectrum auction held in February 2014 where it bid for additional spectrum and was also required to bid for the reassignment of a large part of the spectrum previously held.

A public interest litigation was filed in the High Court of Delhi by Telecom Watchdog against UoI challenging the allocation of 2G spectrum by UoI to the Guarantor in excess of 6.2 MHz. The petition contended that spectrum is a scarce resource and that UoI distributed the spectrum to the Guarantor in an arbitrary manner in violation of the DoT’s and TRAI’s stipulations, resulting in loss to the Government’s exchequer. The matter is yet to be listed for hearing. Meanwhile, Telecom Watchdog

also filed a transfer petition in the Supreme Court, which was been allowed by its order dated September 30, 2013. The matter is now pending before the Supreme Court. If the Supreme Court decides to admit the petitions and determines that the said allotment of additional spectrum to the Guarantor was not in line with relevant Government policy, the Guarantor may have to make payment of additional charges for such spectrum and/or surrender the spectrum in excess of the prescribed limit that was allocated to the Guarantor on July 1, 2008, as determined by DoT order dated December 28, 2012, which may materially and adversely affect its business, results of operations, cash flows and financial condition.

Reductions in prices for communications services in India and worldwide may have an adverse effect on the Guarantor's business, results of operations, cash flows and financial condition.

Telecommunications tariffs in India have declined significantly in recent years as a result of increased competition. Market pricing for international wholesale voice telecommunications services continues to see annual declines between 5% and 10%. The Guarantor expects that the prices for its communications services in India and worldwide will continue to decrease:

- as the Guarantor and its competitors increase transmission capacity on existing and new networks;
- as the Guarantor's traffic volumes increase because many of its customer agreements provide for volume-based pricing or contain other provisions for decreases in prices;
- as a result of technological advances;
- as a result of synergies realized through strategic acquisitions by the Guarantor and its competitors; and
- as a result of reduction in data tariffs with increasing competition.

Even though the decline in tariffs has so far resulted in a traffic volume growth, a further decline may materially and adversely affect the Guarantor's business, financial condition, cash flows and results of operations.

Telecommunications businesses require substantial capital investment and inability to obtain adequate financing to meet the Guarantor's liquidity and capital resource requirements may have an adverse effect on its business results of operations, cash flows and financial condition.

The Guarantor operates in a capital-intensive industry that requires substantial amounts of capital and other long-term expenditures, including those relating to the development, renewal and acquisition of spectrum, licenses, new networks and the expansion or improvement of existing networks. Anticipated liquidity requirements include refinancing existing debt. In the past, the Guarantor has financed these expenditures through a variety of means, primarily through internally generated cash flows, and to a lesser extent, through joint ventures and partnerships, external borrowings and capital contributions. In

the future, the Guarantor expects to utilize a combination of these sources, including banking and capital markets transactions, to manage its balance sheet and meet its financing requirements. The inability of the Guarantor to obtain such financing could result from, among other causes, the Guarantor's then-current or prospective financial condition or results of operations or its inability for any reason (including reasons applicable to Indian companies generally) to issue securities in the capital markets. The actual amount and timing of the Guarantor's future capital requirements may also differ from estimates as a result of, among other things, unforeseen delays or cost overruns in establishing, expanding or upgrading its networks, unanticipated expenses, regulatory reform, engineering and design changes and technological changes. There can be no assurance that financing from external sources will be available at the time or in the amounts necessary or at competitive rates to meet the Guarantor's requirements. The inability of the Guarantor to obtain such financing may impair its business, prospects, financial condition, cash flows and results of operations.

The Guarantor has rapidly expanded internationally in recent years and continues to expand, which could affect future growth.

The Guarantor has significantly expanded its international operations (in terms of geography and scope) through both its subsidiaries and associate entities. These include the acquisition of new licenses and building its own network infrastructure and purchasing interests in existing businesses. For example, the Guarantor commenced telecommunications operations in Sri Lanka in 2009, Bangladesh in 2010 with the acquisition of Warid Telecom and Africa in 2010 with the acquisition of Zain. The Guarantor continues to invest in countries such as Bangladesh, Uganda, Nigeria and Congo, where it has recently acquired competitors or minority equity holders in existing businesses.

The Guarantor's ability to manage its increased scope of operations and to achieve future growth and profitability depends upon a number of factors, including its ability:

- to effectively increase the scope of its management, operational and financial systems and controls to handle the increased complexity, expanded breadth and geographic area of its operations;
- to recruit, train and retain qualified staff to manage and operate its growing business;
- to accurately evaluate the contractual, financial, regulatory, environmental and other obligations and liabilities associated with its international acquisitions and investments, including the appropriate implementation of financial oversight and internal controls and the timely preparation of financial statements that are in conformity with the Guarantor's accounting policies;
- to accurately judge market dynamics, demographics, growth potential and competitive environment;
- to effectively determine, evaluate and manage the risks and uncertainties in entering new markets and acquiring new businesses through its due diligence and other processes, particularly given the heightened risks in emerging markets; and

- to maintain and obtain necessary permits, licenses, spectrum allocation and approvals from governmental and regulatory authorities and agencies.

Any difficulties in addressing these issues or integrating one or more of its existing or future international operations could have a material adverse effect on the Guarantor's business, prospects, financial condition, cash flows and results of operations. In addition, the value of the Guarantor's investments in associates (operating companies in which it has less than a controlling interest) could decline, requiring the Guarantor to record impairments to those assets in its financial statements.

The Guarantor may be unable to effectively manage its growth.

The Guarantor's growth is expected to place significant demands on its management and operational resources. In order to manage growth effectively, the Guarantor must implement and improve operational systems, procedures and internal controls on a timely basis. If the Guarantor fails to do so, or if there are any present or future weaknesses in its internal control and monitoring systems that would result in inconsistent internal standard operating procedures, the Guarantor may not be able to service its clients' needs, hire and retain new employees, pursue new business or operate its business effectively. Failure to effectively manage new site construction, properly budget costs or accurately estimate operational costs could result in delays in executing client contracts, trigger service level penalties, or cause the Guarantor's profit margins not to meet expectations or historical profit margins. The Guarantor's inability to execute its growth strategy, to ensure the continued adequacy of its current systems or to manage its planned business expansion effectively could have a material adverse effect on the Guarantor's business, prospects, financial condition, cash flows and results of operations.

Increased sharing of existing and new passive telecommunication infrastructure and increasing competition in the Tower Infrastructure Services industry may create pricing pressures that may adversely affect the Guarantor.

The Guarantor believes that growth and demand for mobile telecommunication services in India will lead to an increased impetus for the sharing and integration of passive telecommunications infrastructure such as towers, poles, conduits and physical sites, as mobile telecommunication operators will increasingly need to outsource their passive telecommunication infrastructure needs as high speed data transfer becomes more commonplace. There can be no assurance, however, that Indian telecommunication operators will not increasingly share existing and new passive telecommunication infrastructure constructed by other Indian telecommunication operators, other existing telecommunication infrastructure companies or their respective affiliates, which could adversely affect the Guarantor's Tower Infrastructure Services business and consequently its financial condition, cash flows and prospects.

For example, in January 2009, Wireless TT Info Services Limited, the Tower Infrastructure Services arm of Tata Teleservices Limited, and Quippo Telecom Infrastructure Limited announced a partnership agreement combining their tower portfolios. The Guarantor believes that other Indian wireless service providers may be considering spinning off their Tower Infrastructure Services networks as well, which could further increase competition within India for the Guarantor's Tower Infrastructure Services business. In addition, if BSNL, a large wireless service provider in India, were to begin to engage in significant amounts of site-sharing with other operators or otherwise offer Tower Infrastructure Services sharing availability, this could create a significant new competitor to the Guarantor's Tower Infrastructure Services business.

The Guarantor's Tower Infrastructure Services business currently faces competition principally from:

- Indian wireless communication operators that share their own Tower Infrastructure Services with other carriers;
- international, national and regional Tower Infrastructure Services companies, including joint ventures formed by other wireless communication operators;
- site development companies that purchase antenna space on existing towers for wireless carriers and manage new tower site construction; and
- public sector entities such as the Indian railway authority, which have a dedicated telecommunications infrastructure arm and offer mass communication facilities to the cellular and broadcast operators.

Competitive pricing pressures for tenants from these competitors could adversely affect the Guarantor's Tower Infrastructure Services business growth prospects and revenue. If the Guarantor in this business loses customers due to pricing or otherwise, it may not be able to find new customers, which may have an adverse effect on the Guarantor's profitability and cash flows. Increasing competition in this business could also make the acquisition of high quality tower assets, and securing the rights to land for the Guarantor's towers, more costly. Competition can also lead to the inability to gain new customers. The Guarantor cannot therefore assure you that it will be able to successfully compete within this increasingly competitive business sector.

Decrease in demand for tower space could materially and adversely affect the Guarantor's business, results of operations, cash flows and financial condition.

The Guarantor's business includes the ownership and provision of tower space through Bharti Infratel, Indus Towers and related Tower Infrastructure Services to third-party wireless service providers. As such, factors adversely affecting the demand for tower space in India in general would be likely to adversely affect the Guarantor's operating results and cash flows. Such factors could include:

- a decrease in consumer demand for mobile telecommunications services due to adverse general economic conditions or other factors, such as the adverse impact of the Supreme Court's cancellation of 122 2G licenses, which led Etilsat and S-Tel (two customers of the Guarantor's Tower Infrastructure Services business) to cease mobile services operations in India;
- a deterioration in the financial condition of mobile telecommunications service providers generally due to declining tariffs, media convergence or other factors;
- a decrease in the ability and willingness of mobile telecommunications service providers to maintain or increase capital expenditures;
- a decrease in the growth rate of mobile telecommunications or of a particular segment of the wireless communications sector;

- adverse developments with respect to governmental licensing of spectrum and changes in telecommunications regulations;
- mergers or consolidations among other mobile telecommunications;
- increased use of network sharing, roaming or resale arrangements by mobile telecommunications service providers amongst themselves;
- delays or changes in the deployment of 3G, Worldwide Interoperability of Microwave Access (“WiMAX”) or other communications technologies;
- delays in regulatory changes that would permit the Guarantor to use its towers as broadcasting towers or for other revenue-generating purposes;
- deteriorating financial condition and access to capital mobile telecommunications service providers;
- changing strategy of mobile telecommunications service providers with respect to owning or sharing Tower Infrastructure Services;
- adverse developments with regard to zoning, environmental, health and other government regulations;
- technological changes; and
- general economic conditions.

The Guarantor’s Tower Infrastructure Services business and proposed capital expenditure plans are based on the premise that the subscriber base for wireless telecommunications services in India will grow at a rapid pace and that Indian wireless service providers have, to a certain degree, adopted the Tower Infrastructure Services sharing model. If the Indian wireless telecommunications services market does not grow or grows at a slower rate than the Guarantor expects, or the behaviors of market players do not meet the Guarantor’s current expectations, the demand for the Guarantor’s services and its growth prospects will be adversely affected, which would have a material adverse effect on the Guarantor’s business, prospects, financial condition, cash flows and results of operations.

The Guarantor’s infrastructure, including its network equipment and systems may be vulnerable to natural disasters, security risks and other events that may disrupt its services and could affect its business, financial condition, cash flows and results of operations.

The Guarantor’s business depends on providing subscribers with service reliability, network capacity, security and account management. The services the Guarantor provides, however, may be subject to disruptions resulting from numerous factors, including fire, flood or other natural disasters, signal

jamming, power outages, acts of terrorism and vandalism, equipment or system failures and breaches of network or information technology security. For example, on December 27, 2011, the Guarantor's network was disrupted in Mumbai and its surrounding region when a fire broke out in a server room in the Guarantor's central business processing outsourcing center in Mumbai, leaving customers in the region without access to the Guarantor's long distance, mobile and data services for several hours. The Guarantor's network operations have also been interrupted as a result of natural calamities such as the floods and landslides in the North Indian state of Uttarakhand that occurred in June 2013 and the super cyclonic storm in the eastern states of India that occurred in October 2013.

The Guarantor may not have insurance against all of these contingencies, or its insurance may not be adequate to cover all losses from these events. If any of these events were to occur, it could cause limited or severe service disruption which could result in subscriber dissatisfaction, regulatory penalties or reduced revenues. In addition, the Guarantor relies on manufacturers of telecommunications equipment for continued maintenance service and supply, and continued cooperation on the part of these manufacturers is important for the Guarantor to maintain its operations without disruption. Any interruption of services could harm the Guarantor's business reputation and reduce the confidence of its subscribers and consequently impair the Guarantor's ability to obtain and retain subscribers and could lead to a violation of the terms of the Guarantor's various licenses, each of which could materially or adversely affect the Guarantor's business, financial condition, cash flows and results of operations.

Any inability by the Guarantor to protect its rights to the land on which its tower sites are located could adversely affect the Guarantor's business, results of operations, cash flows and financial condition.

To install its active network infrastructure which is necessary for Guarantor to carry on its business, the Guarantor obtains a substantial amount of space for physical infrastructural towers from Infrastructure Providers ("IPs") under commercial agreements. IPs lease the substantial majority of the land and property on which the towers are located. In general these lease arrangements are for periods of between 10 and 20 years. An IP typically may terminate the lease agreement pursuant to specified notice periods if the Guarantor is in arrears of payments under the lease agreement.

A loss of any IP leasehold interests, including an IP's actual or alleged non-compliance with the terms of these lease arrangements, termination of leases, or the IP's inability to secure renewal thereof on commercially reasonable terms when they expire, could interfere with the Guarantor's ability to operate its active network infrastructure and generate revenues. Moreover, IPs may not own the land underlying their infrastructure towers, and any dispute between IPs and the owners of land on which infrastructure towers are located may force IPs to relocate certain towers. Any such change or disruption in the active infrastructure portfolio may have an adverse effect on Guarantor's ability to maintain its network and generate revenues. The cost to the Guarantor of relocating its active network infrastructure is significant. The Guarantor may not be able to pass these costs on to its customers and any such relocation could cause significant disruption to its customers. For various reasons, IPs may not always have the ability to access, analyze and verify all information regarding titles and other issues prior to entering into lease agreements in respect of its leased sites which may lead to litigation for eviction against certain IPs, and consequently the Guarantor, from such lands and properties. The Guarantor's inability to protect its rights with respect to such lands and properties on which its active network infrastructure is located could have a material adverse effect in the Guarantor's business, prospects, financial condition, cash flows and results of operations.

The Guarantor's telecommunications licenses, permits and frequency allocations are subject to finite terms, ongoing review and extension of terms if deemed expedient by Government and on mutually agreed terms, each of which may result in modification or early termination or expiry on efflux of term.

The terms of the Guarantor's licenses, permits and frequency allocations are subject to finite terms, ongoing review and extension of terms if deemed expedient and on mutually agreed terms and, in some cases, are subject to modification or early termination or may require extension with the applicable government authorities. While the Guarantor does not expect any of its subsidiaries or associated companies to be required to cease operations at the end of the term of their business arrangements or licenses, there can be no assurance that these business arrangements or licenses will be extended on equivalent satisfactory terms, or at all. Upon termination, the licenses and assets of these companies may revert to the local governments or local telecommunications operators, in some cases without any or adequate compensation being paid.

The DoT, in its National Telecom Policy 2012, recommended reclaiming spectrum and allotment of alternative frequency bands to service providers from time to time. Pursuant to this policy, on January 30, 2013, the DoT issued invitations to an auction of the 900 Mhz band for three Circles which would be reclaimed from existing operators when their respective licenses were to be subject to extension.

Thus, the existing 900 Mhz band under which the Guarantor operates would have been replaced with another frequency band with the Government re-auctioning the frequency band vacated at current market prices, which could have a material adverse effect on the Guarantor's business, operations, cash flows and financial condition. The Guarantor challenged this action before the Delhi High Court but subsequently withdrew the petition and was granted leave to approach TDSAT. TDSAT dismissed the Guarantor's challenge and the Guarantor filed an appeal against the TDSAT order in the Supreme Court. Following the successful auction in February 2014 of a large part of the spectrum, this case has lost much of its relevance. However, future TDSAT action with respect to this issue could re-raise these legal controversies.

The Guarantor has in the past paid significant amounts for certain of its GSM, Broadband Wireless Access ("BWA") used with 4G platforms, and 3G and 4G telecommunications licenses (including the licenses required for the Guarantor's recently launched 4G mobile services in Pune, Bangalore, Kolkata and Chandigarh, and the competition for granting these licenses is increasing as more competitors enter the Guarantor's markets. For this reason, the Guarantor anticipates that it may have to pay increasingly substantial license fees in certain markets, as well as meet specified network build-out requirements. The Guarantor cannot assure you that it will be successful in obtaining or funding these licenses, or, if licenses are awarded, that they can be obtained on commercially acceptable terms. Furthermore, if the Guarantor obtains or renews additional licenses, it may need to seek future funding through additional borrowings or equity offerings, and it cannot assure you that such funding will be obtained on satisfactory terms or at all, which could adversely affect the Guarantor's business, prospects, financial condition, cash flows and results of operations.

Current and future antitrust and competition laws in the countries in which the Guarantor operates may limit its growth and subject it to antitrust and other investigations or legal proceedings.

The antitrust and competition laws and related regulatory policies in many of the countries in which the Guarantor operates generally favor increased competition in the telecommunications industry and may prohibit the Guarantor from making further acquisitions or continuing to engage in particular practices to the extent that it holds a significant market share in such countries. In addition, violations of such laws and policies could expose the Guarantor to administrative proceedings, civil lawsuits or criminal prosecution, including fines and imprisonment, and to the payment of punitive damages.

Regulators are particularly focused on establishing rules and a regulatory framework for interconnection between fixed and mobile networks, including mobile termination (i.e., the ability of a telecommunications provider to terminate a call on another operator's network or place a call between networks) and the related pricing mechanisms (i.e., mobile termination rates). In fixed-line networks, although the incumbent provider has generally been obliged by the regulator to offer access to its network for the purposes of interconnection or call termination at prices which have usually been set by the regulator to equal cost, such pricing could also be set well below cost. Decisions by any of the Guarantor's relevant regulators requiring the Guarantor to provide mobile termination and interconnection services well below current rates, which is more likely to be required in countries in which the Guarantor is viewed or designated by the local regulator as having significant market power, could prevent the Guarantor from realizing a significant amount of revenue and have a material adverse effect on the Guarantor's business, prospects, financial condition, cash flows and results of operations.

In addition, antitrust and competition laws are subject to change and existing or future laws may be implemented or enforced in a manner that is materially detrimental to the Guarantor. The Guarantor cannot predict the effect that current or any future lawsuits, appeals or investigations by regulatory bodies or by any third-party in any of the countries in which it operates will have on its business, prospects, financial condition and results of operations. Although to date the Guarantor has not been subject to any material antitrust or competition related lawsuits, there can be no assurance that these lawsuits will not occur and as a result cause the Guarantor material losses and expenses. In addition, any fines, or other penalties on the Guarantor imposed by an antitrust or competition authority as a result of any such investigation, or any prohibition on the Guarantor engaging in certain types of business in one or more of the regions in which it operates, could have a material adverse effect on the Guarantor's business, prospects, financial condition, cash flows and results of operations.

The Guarantor is dependent on third party telecommunications providers over which it has no direct control for the provision of interconnection and roaming services.

The Guarantor's ability to provide high quality and commercially viable mobile telecommunications services depends, in some cases, on its ability to interconnect with the telecommunications networks and services of other local, domestic and international mobile and fixed-line operators. The Guarantor also relies on other telecommunications operators for the provision of international roaming services for its subscribers. While the Guarantor has interconnection and international roaming agreements in place with other telecommunications operators, it has no direct control over the quality of their networks and the interconnections and international roaming services they provide. Any difficulties or delays in interconnecting with other networks and services, or the failure of any operator to provide

reliable interconnections or roaming services to the Guarantor on a consistent basis, could result in loss of subscribers or a decrease in traffic, which could adversely affect the Guarantor's business, prospects, financial condition, cash flows and results of operations.

The spectrum allocated to the Guarantor may be insufficient for the expansion of its mobile telecommunications business.

The operation of mobile telecommunications networks of the Guarantor is limited by the amount of spectrum allocated to it in the jurisdictions where it operates. Allocation of spectrum in India is determined by the DoT, Government of India and by various local regulators across the Guarantor's African operations. In determining spectrum allocation, governmental authorities generally seek to ensure choice of services, efficient use of spectrum and continuity of customer service while maintaining technology neutrality and providing a stable investment environment. The current spectrum allocation may not be sufficient for expected subscriber growth going forward, and the future profitability and cash flows of the Guarantor may be materially and adversely affected if its allocated spectrum proves inadequate in the future for the expansion of the Guarantor's mobile telecommunications business.

The Guarantor is exposed to a high risk of customer churn, which increases the Guarantor's subscriber acquisition costs, resulting in the loss of future subscriber revenues.

Prepaid customers, those customers that pay for service in advance through the purchase of wireless airtime, represented approximately 95.1% of the Guarantor's subscribers in India and 99.3% of its subscribers in Africa as at March 31, 2014. Prepaid subscribers who are retail customers do not sign service contracts, which make the Guarantor's customer base susceptible to switching to other wireless service providers. It can be difficult to determine actual churn rates as they can be artificially inflated when existing customers have lag time between the usage of one Subscriber Identity Module ("SIM") card and its replacement by another SIM card. In addition, many of the Guarantor's subscribers are first time users of wireless telecommunications services. First time users have a tendency to migrate between service providers more frequently than established users. To the extent the Guarantor's competitors offer incentives to the Guarantor's subscribers to switch wireless service providers, the risk of churn will increase. The Guarantor's inability to retain existing prepaid customers and manage churn levels could have a material adverse effect on its business, prospects, financial condition, cash flows and results of operations.

Given the number of competitors the Guarantor faces, its churn rate may increase. A high churn rate increases the average cost of signing up a new customer (the "subscriber acquisition costs") and results in the loss of future subscriber revenues. The Guarantor may be unable to recover any acquisition costs not already covered and find it difficult to recover outstanding liabilities from post-paid subscribers who have been deactivated from the system. Higher churn in post-paid subscribers increases the incidence of bad debts. The amount of provision for doubtful debts in the Guarantor's consolidated income statements was Rs. 5,781 million for the fiscal year ended March 31, 2014, which represented 0.7% of the Guarantor's total revenues for this period. A high rate of churn or an increase in bad debts could have a material adverse effect on the Guarantor's business, prospects, financial condition, cash flows and results of operations.

The Guarantor's ability to exercise control over its subsidiaries, associates and joint ventures is, in some cases, dependent upon the consent and cooperation of other participants who are not under its control.

The Guarantor currently operates mobile telecommunications services in countries outside India through subsidiaries, associates and joint ventures. The Guarantor's level of ownership of each of its

subsidiaries, associates and joint ventures varies from market to market, and it does not always have a majority interest. Although the terms of its investments vary, the Guarantor's business, prospects, financial condition, cash flows and results of operations may be materially and adversely affected if disagreements develop with its partners.

As at March 31, 2014, the Guarantor, through its subsidiary Bharti Infratel, held a 33.4% effective ownership interest in the joint venture Indus Towers. See "Business — Business — Tower Infrastructure Services." Its ability to withdraw funds, including dividends, from its participation in, and to exercise management control over, Indus Towers depends, in some cases, on the consent of its other partners in this joint venture. Further, failure to resolve any disputes with its partners in Indus Towers could restrict payments made by Indus Towers to the Guarantor and have a material adverse effect on the Guarantor's business, prospects, financial condition, cash flows and results of operations.

Some of the Guarantor's non-Indian interests are located in politically and economically unstable areas, which create security risks that may disrupt its operations.

The Guarantor derives a significant portion of its revenue from sales outside India. In the fiscal year ended March 31, 2014, 34.7% of the Guarantor's consolidated revenue came from its entities located outside India, mainly in Africa, Bangladesh and Sri Lanka. The Guarantor's financial condition and results of operations are expected to be increasingly affected by political, economic and operating conditions in or affecting countries where it operates, transacts business or has interests.

Overview

The Guarantor conducts its business in a number of countries and regions with developing economies, many of which do not have firmly established legal and regulatory systems and some of which from time to time have experienced economic, social or political instability. For example, the Guarantor operates in Bangladesh, Sri Lanka and in 17 African countries, many of which have suffered from regional political instability, armed conflict and general social and civil unrest in recent years. In particular, since December 2010, political instability has increased markedly in a number of countries in North Africa, such as Tunisia, Egypt, and Libya. Unrest in those countries may have implications for the wider global economy and may also negatively affect market sentiment towards other countries in the region, including the countries in which the Guarantor operates. Some of these countries are also in the process of transitioning to a market economy and, as a result, are experiencing changes in their economies and their government policies that can affect the Guarantor's investments in these countries. There is also a higher risk that the Guarantor's operations in those countries could be expropriated by the relevant government or regulatory authorities, either by formal change in ownership, revocation of an operating license or by changes in regulatory or financial policies that have an equivalent effect. Governments in these jurisdictions and countries, as well as in more developed jurisdictions and countries, may be influenced by political or commercial considerations outside of the Guarantor's control, and may act arbitrarily, selectively or unlawfully, including in a manner that benefits the Guarantor's competitors. By doing so, the Guarantor could experience adverse publicity, which may in turn result in reputational harm in certain jurisdictions.

Specific country risks that may have a material adverse effect on the Guarantor's business, prospects, financial condition, cash flows and results of operations include, among other things:

- political instability, riots or other forms of civil disturbance or violence;

- war, terrorism, invasion, rebellion or revolution;
- government interventions, including expropriation or nationalization of assets, increased protectionism and the introduction of tariffs or subsidies;
- changing fiscal, regulatory and tax regimes;
- arbitrary or inconsistent government action, including capricious application of tax laws and selective tax audits;
- inflation in local economies;
- difficulties and delays in obtaining requisite governmental licenses, permits or approvals;
- cancellation, nullification or unenforceability of contractual rights; and
- underdeveloped industrial and economic infrastructure.

Changes in investment policies or shifts in the prevailing political climate in any of the countries in which the Guarantor operates, or seeks to operate, could result in the introduction of increased government regulations with respect to, among other things:

- price controls;
- export and import controls;
- income and other taxes;
- environmental legislation;
- customs and immigration;
- foreign ownership restrictions;
- foreign exchange and currency controls; and
- labor and welfare benefit policies.

Political climate

South Asia and Africa have each experienced varying degrees of political instability over the past 50 years. Future armed conflicts or political instability in those regions could impact the Guarantor's

operations. In addition, in recent years, terrorist groups have engaged in campaigns against their respective governments and allies, and have struck both military and civilian targets resulting in continued risk to the Guarantor's operations. There can be no assurance that terrorist groups will not escalate violent activities or that the relevant governments will be successful in maintaining the prevailing levels of domestic order and stability.

Investing in countries that are politically and economically undeveloped or developing, as the Guarantor has and expects to continue to do, is risky and uncertain. Any changes in the political, social, economic or other conditions in such countries, or in countries that neighbor such countries, could have a material adverse effect on the investments that the Guarantor has made or may make in the future, which in turn could have a material adverse effect on the Guarantor's business, prospects, financial condition, cash flows and results of operations.

Economic climate

The success of the Guarantor's operations in South Asia and Africa is largely dependent on the economic policies of the countries in which those operations take place. For example, currencies in a number of the African countries where the Guarantor operates have recently faced significant deflation, which has and may continue to adversely affect the Guarantor's results of operations. Although the Guarantor attempts to minimize these adverse impacts through hedging, there can be no assurance that further deflation in these countries will not continue to adversely impact the Guarantor's operations in Africa.

The Guarantor is subject to risks arising from interest rate fluctuations, which could adversely affect its business, results of operations, cash flows and financial condition.

The Guarantor borrows funds in the domestic and international markets from various banks and financial institutions to meet the long-term and short-term funding requirements for its operations and funding its growth initiatives. Increases in interest rates will increase the cost of any floating rate debt that the Guarantor incurs. In addition, the interest rate that the Guarantor will be able to secure in any future debt financing will depend on market conditions at the time, and may differ from the rates on its existing debt. If the interest rates are high when the Guarantor needs to access the markets for additional debt financing, the Guarantor's business, results of operations and financial condition may be adversely affected. On April 25, 2012, the S&P lowered its rating outlook for India's ten top banks, which increased the risk that S&P or other international rating agency will downgrade these institutions' credit ratings. If such downgrade occurs or appears likely to occur, the cost of funding for the Guarantor may increase. See also "— Risks Relating to India — Any downgrading of India's debt rating by an international rating agency could have a negative impact on the Guarantor's business and the trading price of the Notes."

International credit ratings agencies may revise ratings to below investment grade.

As of the date of this Offering Memorandum, the Guarantor is rated BBB- Stable by S&P and Fitch and Baa3 Stable by Moody's. The rating agencies explain that the risk of the rating is based on the borrower's achieving a desired leverage profile. A borrower's ability to achieve a desired leverage

profile is impacted by many variables including, but not limited to, the ability of the business to generate significant free cash flows, the growth of the international business, the regulatory environment and any payment due to a regulatory expenditure including capital expenditure on licenses and spectrum being as per the agencies estimates. Further, a significant portion of the Guarantor's business is based in India and, therefore, any rating risk on India's sovereign rating due to domestic or international economic conditions will also threaten the guarantor's ratings.

Any of these events (among others), if adversely determined by rating agencies, may lead to a downgrade of borrower ratings and consequently of the ratings of the Notes. This may adversely affect the economics and tradability of the Notes. See “— Risks Relating to India — Any downgrading of India's debt rating by an international rating agency could have a negative impact on the Guarantor's business and the trading price of the Notes.”

The Guarantor's operations are conducted worldwide and its results of operations are subject to currency translation risk and currency transaction risk.

The Guarantor's operations are conducted in several currencies. The financial condition, cash flows and results of operations of each subsidiary operating in a jurisdiction outside of India is reported in the relevant functional currency and then translated to the rupee at the applicable currency exchange rates for inclusion in the Guarantor's financial statements. Exchange rates between some of these currencies and the Rupee in recent years have fluctuated significantly and may do so in the future. In the fiscal year ended March 31, 2014, 34.7% of the Guarantor's consolidated revenue came from its entities located outside India, mainly in Africa, Bangladesh and Sri Lanka and 38.6% of the Guarantor's total costs (representing operating expenses, including exceptional items (expenses on gross basis), depreciation and amortization) related to its entities located outside India, mainly in Africa, Bangladesh and Sri Lanka. Significant changes in the value of certain currencies relative to the U.S. dollar could also have an adverse effect on the Guarantor's financial condition, cash flows and results of operations and its ability to meet interest and principal payments on foreign-currency denominated debt, including borrowings under its existing debt. For example, in the fiscal year ended March 31, 2014, the Guarantor's exchange differences on translation of foreign operations (net of income tax effect) was a gain of Rs. 15,566 million compared to a loss of Rs. 25,669 million in the fiscal year ended March 31, 2013. The currencies that the Guarantor does business in include the U.S. dollar, Bangladesh Taka and Sri Lanka rupee, as well as 13 African currencies, most significant of which are the Nigerian Naira, Tanzanian Shilling, Zambian Kwacha and the West African and Central African CFA Franc.

In addition, the Guarantor incurs currency transaction risk whenever one of its operating subsidiaries enters into either a purchase or a sales transaction using a different currency from the currency in which it receives revenues. Given the volatility of exchange rates, the Guarantor cannot assure you that it will be able to effectively manage its currency transaction or translation risks or that any volatility in currency exchange rates will not have a material adverse effect on its financial condition, cash flows or results of operations and, therefore, on its ability to make principal and interest payments on its indebtedness, including the Notes, when due. In addition, the portion of the Guarantor's revenue denominated in non-rupee currencies may continue to increase in future periods.

A failure of the Guarantor's internal controls over financial reporting may have an adverse effect on the Guarantor's business, results of operations, cash flows and financial condition.

The Guarantor's management is responsible for establishing and maintaining adequate internal control over financial reporting. Internal control over financial reporting is a process designed to provide

reasonable assurance regarding the reliability of financial reporting for external purposes, including with respect to record keeping and transaction authorization. Because of its inherent limitations, internal control over financial reporting is not intended to provide absolute assurance that a misstatement of the Guarantor's financial statements would be prevented or detected. Any failure to maintain an effective system of internal control over financial reporting could limit the Guarantor's ability to report its financial results accurately and in a timely manner, or to detect and prevent fraud, which could have a material adverse effect on the Guarantor's business, results of operations, cash flows and financial condition.

Environmental and health regulation imposes additional costs and may affect the results of the Guarantor's operations.

The Guarantor, like other companies in the passive communication infrastructure industry, is subject to various national, state-level and municipal environmental laws and regulations in India concerning issues such as damage caused by air emissions, noise emissions and electromagnetic radiation. These laws can impose liability for non-compliance with regulations and are increasingly becoming more stringent and may in the future create substantial environmental compliance or remediation liabilities and costs. While the Guarantor intends to comply with applicable environmental legislation and regulatory requirements and believes that it is materially in compliance with these as of the date of this Offering Memorandum, it is possible that such compliance may come to have an adverse effect or prove to be costly. In addition to potential clean-up liability, the Guarantor may become subject to monetary fines and penalties for violation of applicable environmental laws, regulations or administrative orders. This may also result in closure or temporary suspension or adverse restrictions on the Guarantor's operations. The Guarantor may also, in the future, become involved in proceedings with various regulatory authorities that may require it to pay fines, comply with more rigorous standards or other requirements or incur capital and operating expenses for environmental compliance. In addition, third-parties may sue the Guarantor for damages and costs resulting from environmental contamination emanating from its properties.

While the Guarantor believes it is currently in compliance in all material respects with all applicable and environmental laws and regulations, the discharge of materials that are chemical in nature or of other hazardous substances or other pollutants into the air, soil or water may nevertheless cause the Guarantor to be liable to the national governments or the state governments where its towers are located, including India, Sri Lanka, Bangladesh and throughout Africa.

Although there have been no claims that the Guarantor's properties or towers are not in compliance in all material respects with all applicable environmental laws, unidentified environmental liabilities could arise which could have an adverse effect on the Guarantor's business, results of operations, cash flows and financial condition.

The Guarantor's costs are affected by global commodity and equipment prices.

The Guarantor purchases or relies on the purchase of commodities, such as diesel, steel and zinc, to support the development and maintenance of its tower network. Volatility in global commodity prices, in particular metal and fuel prices, will make it more difficult for the Guarantor to accurately forecast

and plan the cost of equipment required for network maintenance and expansion. Additionally, increases in such global commodity prices will increase the amount of capital expenditure required to finance the Guarantor's expansion plans, which will exert downward pressure on its profit margins if the Guarantor is unable to pass these cost increases through to its customers. Alternatively, even if the Guarantor is able to pass these costs onto its customers, the increased cost of building new towers and related infrastructure could incentivize potential clients to rely more on existing towers and maintain current capacity, which could limit the Guarantor's growth prospects. This could have a significant adverse effect on the Guarantor's business, prospects, financial condition, cash flows and results of operations.

The Guarantor's business depends on the delivery of an adequate and uninterrupted supply of electrical power and fuel at a reasonable cost.

The Guarantor's tower sites require an adequate and cost-effective supply of electrical power to function effectively. The Guarantor principally depends on power supplied by regional and local electricity transmission grids operated by the various state electricity providers in which the Guarantor's sites are located. In order to ensure that the power supply to the Guarantor's sites is constant and uninterrupted, the Guarantor also relies on batteries and diesel generators, the latter of which requires diesel fuel.

The Guarantor's operating costs will increase if the price at which it purchases electrical power from the state electricity providers or fuel increases. While the Guarantor believes that its current supply of electricity from third parties is sufficient to meet its existing requirements, there is no assurance that the Guarantor will have an adequate or cost effective supply of electrical power at its sites or fuel for the generation of captive power, lack of which could disrupt the Guarantor's and the Guarantor's customers' businesses, adversely affecting Guarantor's business, cash flows and results of operations. Further, any increase in the cost of electrical power, to the extent that the Guarantor is not able to pass this through to its customers, would also adversely affect its profitability and cash flows.

The Guarantor has entered into, and may continue to enter into, certain related-party transactions.

The Guarantor has entered into certain related party transactions, which have been disclosed in its financial statements in accordance with IAS-24 (related party disclosures). See "Related Party Transactions." While the Guarantor believes that all such transactions have been conducted on an arm's length basis, there can be no assurance that the Guarantor could not have achieved more favorable terms had such transactions been entered into with unrelated parties.

The Guarantor's ability to operate its business effectively could be impaired if it fails to attract and retain key personnel.

The Guarantor's ability to operate its business and implement its strategy depends, in part, on the continued contributions of the Guarantor's executive officers and other key employees. In particular, Sunil Bharti Mittal, the Chairman of the Guarantor, has and is expected to continue to play a key role in the Guarantor's business and long-term strategy. The loss of any of the Guarantor's key senior executives could have an adverse effect on the Guarantor's business unless and until a replacement is

found. A limited number of persons exist with the requisite experience and skills to serve in the Guarantor's senior management positions. The Guarantor may not be able to locate or employ qualified executives on acceptable terms. In addition, the Guarantor believes that its future success will depend on its continued ability to attract and retain highly skilled personnel with experience in the key business areas of the Guarantor. Competition for these persons is intense and the Guarantor may not be able to successfully recruit, train or retain qualified managerial personnel.

There can be no assurance that the Guarantor will attract and retain skilled and experienced employees and, should the Guarantor fail to do so, or lose any of its key personnel, its business and growth prospects may be harmed and its cash flows, results of operations and financial condition could be adversely affected.

The Guarantor may be adversely impacted by work stoppages and other labor matters.

While the Guarantor strives to maintain good relationships with its employees, there can be no assurance that such relationships will continue to be amicable or that the Guarantor will not be affected by strikes, further unionization efforts or other types of conflict with labor unions employees. Furthermore, many of the Guarantor's customers and suppliers have unionized workforces. Work stoppages or slow-downs experienced by the Guarantor's customers or suppliers could result in lower demand for the Guarantor's services and products. In the event that either the Guarantor, or one or more of its customers or its suppliers experience a work stoppage, such work stoppage could have a material adverse effect on the Guarantor's business, prospects, financial condition, cash flows and results of operations.

The Guarantor may not be able to adequately protect its intellectual property and its intellectual property may be subject to data theft, which could harm the value of the Guarantor's brand and branded products and adversely affect its business, financial condition, results of operations, cash flows and prospects.

The Guarantor depends on its brands and branded products described under "Business — Trademarks" and believes that these brands are important to its business. The Guarantor relies primarily on trademarks and similar intellectual property rights to protect its brands and branded products. The success of the Guarantor's business depends on its ability to use its existing trademarks in order to increase brand awareness and further develop its branded products and services in its markets. The Guarantor's business is also dependent upon successfully protecting its network from theft of data and other intellectual property.

The Guarantor has registered certain trademarks and has other trademark registrations pending. The Guarantor has sought to register all of the trademarks that it currently uses in the markets in which they are used, though in many cases the Guarantor cannot be certain that these trademarks have not been registered by another party in the past. The Guarantor may not be able to adequately protect its trademarks and its use of these trademarks may result in liability for trademark infringement, trademark dilution or unfair competition. The Guarantor's network may also be susceptible to security breaches and theft of data and other intellectual property. These events could have a material adverse effect on the Guarantor's business, prospects, financial condition, cash flows and results of operations.

The Guarantor's business relies on sophisticated billing and credit control systems, and any problems with these systems could interrupt its operations.

Sophisticated billing and credit control systems are critical to the ability of the Guarantor to increase revenue streams, avoid revenue losses, monitor costs and potential credit problems and bill customers properly and in a timely manner. New technologies and applications are expected to create increasing demands on billing and credit control systems. Any damage or interruptions in operation or failure of servers, which are used for the billing and credit control systems of the Guarantor, could result in an interruption in its operations, and this in turn could materially and adversely affect the Guarantor's business, prospects, financial condition, cash flows and results of operations.

The Guarantor's increasing reliance on outsourced personnel to develop and maintain its internal IT infrastructure could, if not properly managed, result in a disruption of critical internal services and as a result, adversely affect the Guarantor's operations.

The Guarantor is dependent on effective IT systems. These systems support key business functions such as research and development and billing capabilities, and are an important means of internal communication and communication with customers and suppliers. Any significant disruption of these IT systems or the failure of new IT systems to integrate with existing IT systems could materially and adversely affect the Guarantor's operations. The Guarantor also has a number of outsourcing arrangements in respect of critical processes, services and the support of IT infrastructure and the Guarantor's increasing dependency on these outsourcing providers could negatively impact the Guarantor's ability to deliver on business targets and to maintain its compliance status and reputation. In particular, the Guarantor outsources its IT management to IBM and network management to Ericsson, Nokia Siemens and Huawei (for Sri Lanka and Africa). Any failure to effectively manage its outsourcing arrangements could have a material adverse effect on the Guarantor's business, prospects, financial condition, cash flows and results of operations.

The Guarantor relies on a limited number of third parties for key equipment and services.

The Guarantor depends upon a small number of suppliers to provide it with key equipment and services. For example, the bulk of the Guarantor's network equipment (including hardware, base transceiver station equipment and switches) is sourced from Ericsson, NSN, Avaya and Huawei under framework agreements, while its IT requirements are serviced through agreements with IBM. The Guarantor does not have operational or financial control over these network partners, and it has limited influence with respect to the manner in which these partners conduct their business. If these network partners fail to provide equipment or services to the Guarantor on a timely basis, the Guarantor may be unable to provide services to its subscribers in an optimal manner until an alternative source can be found. In addition, as the markets in which the Guarantor competes gain new entrants, it is possible that some of them (or existing market players) may compete for similar services from dealers that the Guarantor uses. If they are successful, such agreements may provide more favorable terms for the particular dealer than those provided under the Guarantor's arrangements with that dealer. This may result in downward pricing pressure on these contracts and the Guarantor may not be able to renew its contracts at all or at the same rate as in the past. If any of these contracts are terminated or the Guarantor is unable to renew them on favorable terms or negotiate agreements for replacement services with other providers at comparable rates, this could have a material adverse effect on the Guarantor's business, prospects, financial condition, cash flows and results of operations.

Because definitions of telecommunications-related terms are not standardized in the industry and systems for publishing statistical information relating to the telecommunications industry is not comprehensive in the countries where the Guarantor operates, it may be difficult to compare different companies.

The methodology for calculating customer numbers varies substantially and is not standardized across the mobile telecommunications industry, particularly in Africa. As a result, customer numbers reported by various companies may vary from the numbers that would result from the use of a single methodology. In addition, it is not uncommon in the countries in which the Guarantor operates for prepaid mobile customers to have more than one SIM card from competing operators, so that two mobile operators may be counting the same user in their customer numbers. Customers of the Guarantor may be removed following a period of inactivity and may rejoin many times. Therefore, it may be difficult to compare customer numbers, ARPU or churn rates from period to period or between different mobile operators. The methodology for calculating other performance indicators, such as those based on minutes of usage and churn rates, varies among mobile operators, making it difficult to draw comparisons between these figures for different mobile operators.

In addition, there is no published statistical data that allows for adequate comparison of telecommunication companies. Therefore there is an increased risk that the data prepared and published by Indian or African telecommunications companies may be inconsistent, meaning that performing reliable company-to-company comparisons is more challenging.

Actual or perceived health risks or other problems relating to mobile handsets or transmission and/or network infrastructure could lead to litigation or decreased mobile communications usage.

The effects of any damage caused by exposure to an electromagnetic field have been and continue to be the subject of careful evaluations by the international scientific community, but to date there is no conclusive scientific evidence of harmful effects on health. However, the Guarantor cannot rule out that exposure to electromagnetic fields or other emissions originating from wireless handsets or transmission infrastructure is not, or will not be found to be, a health risk.

The Guarantor's costs could increase and its revenue could decrease due to perceived health risks from radio emissions, especially if these perceived risks are substantiated. Public perception of potential health risks associated with cellular and other wireless communications media could slow the growth of wireless companies such as the Guarantor's. In particular, negative public perception of, and regulations regarding, these perceived health risks could slow the market acceptance of wireless communications services, which could materially restrict the Guarantor's ability to expand its business. Such perception could also increase opposition to the development and expansion of tower infrastructure sites, which could force Bharti Infratel and Indus Towers to relocate existing sites, which could adversely impact the Guarantor's business, results of operations, cash flows and financial condition.

The potential connection between radio frequency emissions and certain negative health effects has been the subject of substantial study by the scientific community in recent years, and numerous health related lawsuits have been filed against wireless carriers and wireless device manufacturers in various jurisdictions. In India, petitions have also been filed against the installation of towers near residential

areas owing to concerns relating to the adverse effects of electromagnetic radiation. Beginning September 1, 2012, the DoT has implemented new standards in relation to electromagnetic radiation emitted by towers as well as mobile handsets. The DoT has also issued new guidelines to all states in India with regard to clearance for installation of mobile towers. Further, the Rajasthan High Court had, pursuant to an order dated August 22, 2012, asked the state government to remove mobile towers from areas near schools, hospitals and densely populated localities, as they were suspected to be containing potentially hazardous radiation. Similar orders could be passed against the Guarantor in other such matters pending before other forums. However, the Guarantor does not maintain any significant insurance with respect to these matters. If a scientific study resulted in a finding that radio frequency emissions posed health risks to consumers, it could negatively impact the market for wireless communications services, which would adversely affect the Guarantor's business, prospects, results of operations, cash flows and financial condition.

The Guarantor's mobile communications business may be harmed as a result of these alleged or actual health risks. For example, the perception alone of these health risks could result in a lower number of customers, reduced usage per customer or potential customer liability. In addition, these concerns may cause regulators to impose greater restrictions on the construction of base station towers or other infrastructure, which may hinder the completion of network build-outs and the commercial availability of new services and may require additional investments.

A significant portion of the Guarantor's revenue, profits and cash flows are currently concentrated in India.

The Guarantor relies, to a significant extent, on the revenue generated by its operations of entities located in India to make principal and interest payments on its indebtedness (which would include the Notes upon issuance), pay operating expenses, fund its international expansion and capital expenditures and meet its other obligations that may arise from time to time. In the financial results for the fiscal year ended March 31, 2013 (restated after giving effect to IFRS 11) and the fiscal year ended March 31, 2014, the Guarantor's operations of entities located in India, including foreign currency revenue attributable to Indian operations, accounted for 66.3% and 65.3% of the Guarantor's consolidated revenue, respectively. Although the Guarantor's recent international acquisitions and investments have reduced its Indian operations' relative contribution to the Guarantor's revenue, the Guarantor's Indian operations continue to be the primary contributor to the Guarantor's revenue and profitability and the Guarantor expects this situation to continue to be the case in the short- and medium-term. Consequently, any economic downturn in India could materially and adversely affect the Guarantor's overall performance. See “— Risks Relating to India.”

The Guarantor exercises control over the Issuer.

The Issuer is wholly-owned by the Guarantor, and the Guarantor exercises control over the policies, management and affairs of the Issuer. As a result, the Guarantor is able to influence many corporate actions of the Issuer. The interests of the Guarantor may differ from those of the Noteholders and the Guarantor may direct the Issuer in a manner that is contrary to the interests of the Issuer or of the Noteholders. There can be no assurance that conflicts of interest between the Guarantor and the Issuer will be resolved in the Issuer's or the Noteholders' favor. For more information, see “Related Party Transactions.”

Risks Relating to India

As at March 31, 2013 (restated after giving effect of IFRS 11) and March 31, 2014, 48.1% and 46.8% of the Guarantor's property, plant and equipment and intangible assets, respectively, are owned by entities located in India and 66.3% and 65.3% of its total revenue for the fiscal years ended March 31, 2013 and 2014, respectively, was derived from its entities located in India. Consequently, the Guarantor's performance is significantly influenced by the political and economic situation and governmental policies in India.

A significant change in the Government's economic liberalization and deregulation policies could adversely affect general business and economic conditions in India and the Guarantor's business.

Since 1991, the Government has pursued policies of economic liberalization, including significant relaxations of restrictions on the private sector. Nevertheless, the Government continues to exercise a dominant influence on telecommunications companies, including the Guarantor, and on market conditions and prices of Indian securities.

India has a mixed economy with a large public sector and an extensively regulated private sector. The role of the Government and the state governments in the Indian economy and the effect on producers, consumers, service providers and regulators have remained significant over the years. The Government has in the past, among other things, imposed controls on the prices of a broad range of goods and services, restricted the ability of businesses to expand existing capacity and reduce the number of their employees, and determined the allocation to businesses of raw materials and foreign exchange.

The parliamentary elections for the Lok Sabha (the lower house of the Indian Parliament) are currently being held in stages, with the results expected to be announced on May 16, 2014. While it is expected that the liberalization of the Indian economy will continue under successive Governments, the new Government could take certain policy and administrative steps which could result in a wider fiscal deficit and, consequently, a downgrade in sovereign ratings, which would adversely affect exchange rates and interest rates.

Any significant change in the Government's economic liberalization and deregulation policies could adversely affect business and economic conditions in India and could also adversely affect the Guarantor's business, its future financial performance and the trading price of the Notes.

A prolonged slowdown in economic growth in India or financial instability in other countries could cause the Guarantor's business to suffer.

The current slowdown in the Indian economy could adversely affect the Guarantor's business and its lenders and contractual counterparties, especially if such a slowdown were to be prolonged. According to the Central Statistical Office, Ministry of Statistics and Program Implementation, Government of India, the growth rate of India's GDP, was 9.0% or higher in each of fiscal years 2006, 2007 and 2008, moderated to 6.7% during fiscal 2009. The growth rate of India's GDP was 8.6% during fiscal year 2010, 9.3% during fiscal year 2011, 6.2% during fiscal year 2012, 4.5% during fiscal year 2013 and 4.9% (estimated) during fiscal year 2014. Even though the RBI has significantly reduced policy rates

since October 2008, the course of market interest rates continues to be uncertain due to the increase in the fiscal deficit and the Government borrowing program. Any increase in inflation in the future, due to increases in prices of commodities such as crude oil or otherwise, may result in a tightening of monetary policy. The uncertainty regarding liquidity and interest rates and any increase in interest rates or reduction in liquidity could adversely impact the Guarantor's business.

In addition, the Indian market and the Indian economy are influenced by economic and market conditions in other countries, particularly those of emerging market countries in Asia. Investors' reactions to developments in one country may have adverse effects on the economies of other countries, including the Indian economy. A loss of investor confidence in the financial systems of other emerging markets may cause increased volatility in the Indian financial markets and, indirectly, in the Indian economy in general. Any worldwide financial instability could influence the Indian economy and could have a material adverse effect on the Guarantor's business, prospects, financial condition, cash flows and results of operations.

Terrorist attacks, civil disturbances and regional conflicts in India and South Asia may have a material adverse effect on the Guarantor's business.

India has, from time to time, experienced social and civil unrest within the country and hostilities with neighboring countries. There have been continuing tensions between India and Pakistan over the states of Jammu and Kashmir. From May to July 1999, there were armed conflicts over parts of Kashmir involving the Indian army, resulting in a heightened state of hostilities, with significant loss of life and troop conflicts. Isolated troop conflicts and terrorist attacks continue to take place in such regions. The potential for hostilities between India and Pakistan could be particularly threatening because both India and Pakistan are nuclear power states. These hostilities and tensions could lead to political or economic instability in India and a possible adverse effect on the Guarantor's business and future financial performance. There can be no assurance that such situations will not recur or be more intense than in the past.

Terrorist attacks and other acts of violence or war may adversely affect global markets and economic growth. These acts may also result in a loss of business confidence, make travel and other services more difficult and have other consequences that could have an adverse effect on the Guarantor's business, prospects, financial condition, cash flows and results of operations. In addition, any deterioration in international relations may result in investor concern regarding regional stability which could adversely affect the price of the Notes. India has witnessed localized terrorist attacks recently, including the terrorist attacks in Mumbai in November 2008. Such incidents could also create an increased perception that investment in Indian companies involves a higher degree of risk and could have an adverse impact on the Guarantor's business.

Natural calamities, climate change and health epidemics could adversely affect the Indian economy.

India has experienced natural calamities, such as earthquakes, floods and drought in recent years, including the tsunami that struck the coasts of India and other Asian countries in December 2004, the severe flooding in Mumbai in July 2005 and the earthquake that struck India in April 2006. Natural calamities could have an adverse impact on the Indian economy which, in turn, could adversely affect

the Guarantor's business, and may damage or destroy the Guarantor's facilities or other assets. Similarly, global or regional climate change or natural calamities in other countries where the Guarantor operates could affect the economies of those countries.

Since April 2009, there have been outbreaks of swine flu, caused by H1N1 virus, in certain regions of the world, including India and several other countries in which the Guarantor operates. Any future outbreak of health epidemics may restrict the level of business activity in affected areas, which may, in turn, adversely affect the Guarantor's business.

Any downgrading of India's credit rating by an international rating agency could have a negative impact on the Guarantor's business and the trading price of the Notes.

As of the date of this Offering Memorandum, India was rated Baa3 (Stable) by Moody's, BBB- (Stable) by Fitch and BBB- (Negative) by S&P. S&P indicated in a release on November 7, 2013 that it may revise India's sovereign rating to below investment grade should the next Government fail to provide a credible plan to reverse the country's low economic growth. S&P added it will conduct its next review on India's ratings after the elections, which are due by May 2014, unless the country's fiscal or external standing deteriorates.

Any adverse revisions to India's credit ratings for domestic and international debt by international rating agencies may adversely affect the Guarantor's ratings, the rating of the Notes and the terms on which the Guarantor is able to finance future capital expenditure or refinance any existing indebtedness. This could have an adverse effect on the Guarantor's capital expenditure plans, business, cash flows and financial performance, and the trading price of the Notes.

Investors may not be able to enforce a judgment of a foreign court against the Guarantor or its management, except by way of a suit in India on such judgment.

The Guarantor is a public limited company incorporated under the laws of India. Many of its directors and substantially all of its key management personnel reside in India and all or a substantial portion of the assets of the Guarantor and such persons are located in India. Recognition and enforcement of foreign judgments is provided for under Section 13 and Section 44A of the Civil Code on a statutory basis. Section 13 of the Civil Code provides that a foreign judgment shall be conclusive regarding any matter directly adjudicated upon, except: (i) where the judgment has not been pronounced by a court of competent jurisdiction; (ii) where the judgment has not been given on the merits of the case; (iii) where it appears on the face of the proceedings that the judgment is founded on an incorrect view of international law or a refusal to recognize the law of India in cases to which such law is applicable; (iv) where the proceedings in which the judgment was obtained were opposed to natural justice; (v) where the judgment has been obtained by fraud; and (vi) where the judgment sustains a claim founded on a breach of any law then in force in India.

India is not a party to any international treaty in relation to the recognition or enforcement of foreign judgments. Section 44A of the Civil Code provides that where a foreign judgment has been rendered by a superior court, within the meaning of such section, in any country or territory outside India, which the Government has by notification declared to be a reciprocating territory, it may be enforced in India

by proceedings in execution as if the judgment had been rendered by the relevant court in India. However, Section 44A of the Civil Code is applicable only to monetary decrees not being in the nature of any amounts payable in respect of taxes, other charges of a like nature or in respect of a fine or other penalties and does not apply to arbitration awards, even if such award is enforceable as a decree or judgment.

The United Kingdom, Singapore and Hong Kong have been declared by the Government to be reciprocating territories for the purposes of Section 44A, but the United States has not been so declared. A judgment of a court in a country which is not a reciprocating territory may be enforced in India only by a fresh suit upon the judgment and not by proceedings in execution. Such a suit has to be filed in India within three years from the date of the judgment in the same manner as any other suit filed to enforce a civil liability in India. It is unlikely that a court in India would award damages on the same basis as a foreign court if an action were brought in India. Furthermore, it is unlikely that an Indian court would enforce foreign judgments if that court were of the view that the amount of damages awarded was excessive or inconsistent with public policy. A party seeking to enforce a foreign judgment in India is required to obtain approval from the RBI to repatriate outside India any amount recovered pursuant to such award and any such amount may be subject to income tax in accordance with applicable laws.

There may be less company information available in the Indian securities market than in securities markets in other more developed countries.

There is a difference between the level of regulation, disclosure and monitoring of the Indian securities markets and the activities of investors, brokers and other participants, and that of markets and market participants in the United States and other more developed economies. The Securities and Exchange Board of India (“SEBI”) is responsible for ensuring and improving disclosure and other regulatory standards for the Indian securities markets. The SEBI has issued regulations and guidelines on disclosure requirements, insider trading and other matters. There may be, however, less publicly available information about Indian companies than is regularly made available by public companies in more developed economies.

As a result, investors may have access to less information about the business, prospects, financial condition, cash flows and results of operations of the Guarantor and its competitors that are listed on stock exchanges in India than companies subject to reporting requirements of other more developed countries.

The proposed new taxation system could adversely affect the Guarantor’s business and the trading price of the Notes.

In its union budget for fiscal year 2010, the Government proposed two major reforms in Indian tax laws, namely the goods and services tax and the direct tax code, which were initially proposed to be effective starting April 1, 2012. The goods and services tax is intended to replace the indirect taxes on good and services such as central excise duty, service tax, customs duty, central sales tax, surcharge and cess currently being collected by the central and state governments in India. The direct tax code was introduced in Parliament in August 2010. It aims to reduce distortions in tax structure, introduce

moderate levels of taxation and expand the tax base. The code also aims to provide greater tax clarity and stability to investors who invest in Indian projects and companies. It aims to consolidate and amend laws relating to all direct taxes such as income tax, dividend distribution tax, fringe benefit tax and wealth tax and facilitate voluntary compliance. The Government has not set a definitive time frame for the implementation of the direct tax code. The Government intends to implement the goods and service tax in the year 2014. As the taxation system may undergo significant overhaul, its long-term effects on the Issuer or the Guarantor are unclear as of the date of this Offering Memorandum and there can be no assurance that such effects would not adversely affect the Guarantor's business, future financial performance and the trading price of the Notes.

Risks Relating to the Notes and the Guarantee

The Guarantor's obligations under the Guarantee will be structurally subordinated to all existing and future obligations of the Guarantor's subsidiaries.

The Guarantor conducts much of its business through subsidiaries. As a result, the Guarantor's obligations under the Guarantee will be effectively subordinated to all existing and future obligations of its direct and indirect subsidiaries. All claims of creditors of these subsidiaries, including trade creditors, lenders and all other creditors, will have priority as to the assets of these companies over claims of the Guarantor and its creditors, including holders of the Notes.

Investors' right to receive payments under the Guarantee is junior to secured obligations of the Guarantor and certain tax and other liabilities preferred by law.

The Guarantee will be subordinated to certain liabilities preferred by law such as claims of the Government on account of taxes and certain liabilities incurred in the ordinary course of the Guarantor's business (including workmen's dues), is expected to rank *pari passu* with the Guarantor's other existing and future unsecured obligations and will be effectively subordinated to the secured obligations of the Guarantor and the obligations of its subsidiaries. Indian laws relating to the Guarantee and to the enforcement thereof may differ, in some cases significantly, from the laws in other jurisdictions. Upon an order for a company's winding-up in India, its assets are vested in a liquidator that has wide powers to liquidate such company to pay its debt and administrative expenses. In such event, the Guarantee may not be deemed to rank senior in right of payment to any future subordinated indebtedness of the Guarantor and, as such, Noteholders may not receive any recovery on the Guarantee.

The Guarantor's potential liability under the Guarantee will be capped on the date that the Notes are issued at U.S.\$2,000 million for the Dollar Notes and €1,500 million for the Euro Notes (which is 200% of the total aggregate principal amount of each of the Notes, respectively, and will end after the first anniversary of the maturity date of the Notes (the "Guarantee Period")). If the liability under the Notes is in excess of the Guaranteed Amount then the Guarantor will not be liable for any amount in excess of the Guaranteed Amount. Any demands by the Noteholders must be received by the Guarantor within the Guarantee Period.

The primary foreign exchange control legislation in India is FEMA. Pursuant to FEMA, the central government and the RBI have promulgated various regulations, rules, circulars and press notes in

connection with various aspects of exchange control. A guarantee issued by an Indian company on behalf of its non-Indian direct or indirect wholly owned subsidiaries or joint ventures is subject to certain regulations under FEMA, such as the FEMA Guarantee Regulations and the FEMA ODI Regulations as well as the provisions of the RBI's Master Circular.

Under the FEMA Guarantees Regulations, an Indian company can provide a guarantee on behalf of its non-Indian direct or indirect wholly owned subsidiaries or joint ventures provided that it is in compliance with the FEMA ODI Regulations. Pursuant to the FEMA ODI Regulations and the Master Circular, an Indian company is permitted to provide a guarantee on behalf of its non-Indian wholly owned subsidiaries or joint ventures without the prior approval of the RBI (under the "automatic route"), subject to certain conditions including, without limitation: such Indian company's total financial commitment does not exceed 100% of its net worth set forth in its last audited balance sheet at the time of issuance of any such guarantee. However, this percentage of the total financial commitment of an Indian company can be increased by obtaining prior approval from the RBI.

For purposes of the FEMA ODI Regulations, "total financial commitment" includes the aggregate of 100% of the amount of equity shares, 100% of the amount of compulsorily and mandatorily convertible preference shares, 100% of the amount of other preference shares, 100% of the amount of loan, 100% of the amount of guarantee (other than performance guarantee) issued by the Indian company, 100% of the amount of bank guarantees issued by a resident bank on behalf of joint venture or non-Indian wholly owned subsidiaries of the Indian company provided the bank guarantee is backed by a counter guarantee/collateral by the Indian company, and 50% of the amount of performance guarantee issued by the Indian company. In addition, the Indian company (which is providing the guarantee outside India) is not on the RBI's exporters' caution list or list of defaulters and should not be under investigation by any investigative, enforcement agency or regulatory body. In order to meet the requirement of the automatic route, the guarantees must specify a maximum amount and duration of the guarantee upfront, i.e. no guarantee can be open-ended or unlimited; and the Indian company may extend the guarantee only to a joint venture or non-Indian wholly-owned subsidiaries in which it has equity participation. In a circular dated January 3, 2014, the RBI decided, subject to the fulfillment of certain conditions, not to treat the renewal or rollover of an existing original guarantee, which is part of the total commitment of the Indian company, as a fresh "financial commitment."

In light of the above, the Guarantor has decided that the Guaranteed Amount will be capped on the date that the Notes are issued at U.S.\$2,000 million for the Dollar Notes and €1,500 million for the Euro Notes (which is 200% of the total aggregate principal amount of each of the Notes, respectively). If the liability under the Notes is in excess of the Guaranteed Amount then the Guarantor will not be liable for any amount in excess of the Guaranteed Amount.

In addition, the Guarantee shall be in effect for the Guarantee Period only and requires that demands by Noteholders must be received by the Guarantor within the Guarantee Period. The Guarantee will be released upon repayment in full of the Notes. Any Noteholder wishing to bring a demand against the Guarantor must do so within the Guarantee Period.

See "Description of the Dollar Notes and Guarantee" and "Description of the Euro Notes and Guarantee" and "Indian Government Filings/Approvals."

An active trading market may not develop for the Notes, in which case the ability to transfer the Notes will be more limited.

The Notes are new securities for which there is currently no existing trading market. Prior to this offering, there has been no trading in the Notes. The liquidity of any market for the Notes will depend

on a number of factors, including general economic conditions and the Issuer's and the Guarantor's own financial condition, performance and prospects, as well as recommendations of securities analysts. The Issuer has been informed by the Initial Purchasers that they may make a market in the Notes after the Issuer has completed this offering. However, they are not obligated to do so and may discontinue such market-making activity at any time without notice. In addition, market-making activity by the Initial Purchasers' affiliates may be subject to limits imposed by applicable law. As a result, neither the Issuer nor the Guarantor can give any assurances that any market in the Notes will develop or, if it does develop, it will be maintained. If an active market in the Notes fails to develop or be sustained, investors may not be able to sell the Notes or may have to sell them at a lower price.

Developments in other markets may adversely affect the market price of the Notes.

The market price of the Notes may be adversely affected by declines in the international financial markets and world economic conditions. The market for Indian securities is, to varying degrees, influenced by economic and market conditions in other markets, especially those in Asia. Although economic conditions are different in each country, investors' reactions to developments in one country can affect the securities markets and the securities of issuers in other countries, including India. Since the sub-prime mortgage crisis in 2008, the international financial markets have experienced significant volatility. If similar developments occur in the international financial markets in the future, the market price of the Notes could be adversely affected.

The Notes are subject to restrictions on resales and transfers.

The Notes have not been registered under the Securities Act or any U.S. state securities laws or under the securities laws of any other jurisdiction and are being issued and sold in reliance upon exemptions from registration provided by such laws. No Notes may be sold or transferred unless such sale or transfer is exempt from the registration requirements of the Securities Act (for example, in reliance on the exemption provided by Rule 144A or the safe harbor provided by Regulation S under the Securities Act) and applicable state securities laws. For certain restrictions on resales and transfers, see "Transfer Restrictions."

The Issuer may not be able to redeem the Notes upon the occurrence of a Change of Control Triggering Event.

The Issuer must offer to purchase the Notes upon the occurrence of a Change of Control Triggering Event, at a purchase price equal to 101% of the principal amount plus accrued and unpaid interest. See "Description of the Dollar Notes and Guarantee — Repurchase of Notes Upon a Change of Control Triggering Event" and "Description of the Euro Notes and Guarantee — Repurchase of Notes Upon a Change of Control Triggering Event."

The source of funds for any such purchase would be the Issuer's available cash or third-party financing. However, the Issuer may not have or be able to obtain sufficient available funds at the time of the occurrence of any Change of Control Triggering Event to make purchases of outstanding Notes. The Issuer's failure to make the offer to purchase or to purchase the outstanding Notes would constitute an Event of Default under the Notes. The Event of Default may, in turn, constitute an event

of default under other indebtedness, any of which could cause the related debt to be accelerated after any applicable notice or grace periods. If the Issuer's other debt were to be accelerated, it may not have sufficient funds to purchase the Notes and repay the debt.

In addition, the definition of Change of Control Triggering Event for purposes of the Indenture does not necessarily afford protection for the holders of the Notes in the event of some highly leveraged transactions, including certain acquisitions, mergers, refinancing, restructurings or other recapitalization. These types of transactions could, however, increase our indebtedness or otherwise affect our capital structure or credit ratings. The definition of Change of Control Triggering Event for purposes of the Indenture also includes a phrase relating to the sale of "all or substantially all" of our assets. Although there is a limited body of case law interpreting the phrase "substantially all," there is no precise established definition under applicable law. Accordingly, the Issuer's obligation to make an offer to purchase the Notes and the ability of a holder of the Notes to require it to purchase its Notes pursuant to the Offer as a result of a highly-leveraged transaction or a sale of less than all of the Issuer's assets may be uncertain.

The rating of the Notes may be lowered or withdrawn depending on some factors, including the rating agency's assessment of the Guarantor's financial strength and Indian sovereign risk, which may adversely affect the Guarantor's ability to incur indebtedness.

The Notes are expected to be rated "BBB-" by Fitch, "BBB-" by S&P and "Baa3" by Moody's. The rating will address the likelihood of payment of principal on the maturity date of the Notes. The rating will also address the timely payment of interest on each payment date. A rating is not a recommendation to buy, sell or hold securities and may be subject to revision, suspension or withdrawal at any time. There can be no assurance that a rating will remain for any given period of time or that a rating will not be lowered or withdrawn entirely by the relevant rating agency if in its judgment circumstances in the future so warrant. A downgrade in the rating of the Notes on its own will not be an event of default under the terms of the Notes. While the present Notes do not carry any covenants on limitation of indebtedness, under a covenant of the Euro-denominated notes issued in December 2013 and January 2014 and a covenant of the U.S. dollar notes issued in March and April 2013, the Guarantor is obligated to limit its incurrence of indebtedness if two or more certain rating agencies have assigned ratings to those notes below the required investment grade ratings stipulated in the conditions of these Notes and those notes. While as of the date of this Offering Memorandum, these covenants are suspended because those notes have the required investment grade ratings, there can be no assurance that the relevant ratings agencies will not downgrade their ratings, resulting in the end of suspension of the covenant to limit incurrence of indebtedness. The assigned rating may be raised or lowered depending, among other factors, on the rating agency's assessment of the Guarantor's financial strength as well as its assessment of Indian sovereign risk generally. The inability to incur indebtedness in accordance with business plans and obligations may have a negative effect on the Issuer's and the Guarantor's financial condition, cash flows and results of operations.

Investment in the Notes may subject investors to foreign exchange risks.

The Notes are denominated and payable in U.S. dollars or Euros, as the case may be. If an investor measures its investment returns by reference to a currency other than U.S. dollars or Euros, an investment in the respective Notes entails foreign exchange-related risks, including possible significant

changes in the value of the U.S. dollars or Euros relative to the currency by reference to which an investor measures its investment returns, due to, among other things, economic, political and other factors over which the Issuer has no control. Depreciation of the U.S. dollars or Euros against such currency could cause a decrease in the effective yield of the Notes below their stated coupon rates and could result in a loss when the return on the Notes is translated into such currency. In addition, there may be tax consequences for investors as a result of any foreign exchange gains resulting from any investment in the Notes.

Increased volatility or inflation of commodity prices in India could adversely affect the Guarantor's business.

In recent months, consumer and wholesale prices in India have exhibited inflationary trends. The Government's Wholesale Price Index stood at 5.70% (provisional) for the month of March 2014, and the Consumer Price Index stood at 8.31% (provisional) for the month of March 2014. Any increased volatility or rate of inflation of global commodity prices, in particular oil and steel prices, could adversely affect the Guarantor's customers and contractual counterparties. Although the RBI has enacted certain policy measures designed to curb inflation, these policies may not be successful. Any slowdown in India's growth could increase the cost of servicing its non-Rupee-denominated debt, including the Notes, and adversely impact the Guarantor's business, prospects, financial condition, cash flows and results of operations.

Trade deficits could have a negative effect on the Guarantor's business and the trading price of the Notes.

India's trade relationships with other countries can influence Indian economic conditions. In fiscal year 2014, the merchandise trade deficit was U.S.\$138.6 billion compared to U.S.\$190.3 billion in fiscal year 2013, U.S.\$184.9 billion in fiscal year 2012, U.S.\$118.6 billion in fiscal year 2011 and U.S.\$109.6 billion in fiscal year 2010. This large merchandise trade deficit neutralizes the surpluses in India's invisibles in the current account, resulting in a current account deficit. If India's trade deficits increase or become unmanageable, the Indian economy, and therefore the Guarantor's business, future financial performance, cash flows and the trading price of the Notes could be adversely affected.

A decline in India's foreign exchange reserves may affect liquidity and interest rates in the Indian economy, which could have an adverse impact on the Guarantor. A rapid decrease in reserves would also create a risk of higher interest rates and a consequent slowdown in growth.

India's foreign exchange reserves increased by U.S.\$21.9 billion (40.6%) in fiscal year 2003, by U.S.\$36.9 billion (48.4%) in fiscal year 2004, by U.S.\$28.5 billion (25.3%) in fiscal year 2005, by U.S.\$10.1 billion (7.1%) in fiscal year 2006, by U.S.\$47.6 billion (31.4%) in fiscal year 2007, and by U.S.\$110.5 billion (55.5%) in fiscal year 2008 to U.S.\$309.7 billion. However, during fiscal year 2009, foreign exchange reserves decreased sharply by U.S.\$57.8 billion, as a direct consequence of the global financial crisis on India, although they increased by U.S.\$25.0 billion during fiscal year 2010 and by U.S.\$26.9 billion during fiscal year 2011 and declined moderately by U.S.\$9.8 billion (3.2%) in fiscal year 2012 to U.S.\$249.0 billion. India's foreign exchange reserves were U.S.\$309.9 billion as at April 25, 2014. A decline in these reserves could result in reduced liquidity and higher interest rates in the Indian economy. On the other hand, high levels of foreign funds inflows could add excess liquidity

into the system, leading to policy interventions by the RBI, which will also slow economic growth. Either way, an increase in interest rates in the economy following a decline in foreign exchange reserves could adversely affect the Guarantor's business, its future financial performance and the trading price of the Notes.

Risks Relating to the Issuer

The Issuer is dependent directly on payments to it by its subsidiaries or, failing which, payments from the Guarantor to meet its obligations under the Notes.

The Issuer is the holding company for the Guarantor's African businesses. The proceeds from the Notes issuance will be used by the Issuer to refinance its existing debt and for general corporate purposes outside India. See "Use of Proceeds." The Issuer's ability to make payments on the Notes is dependent directly on payments to it by its subsidiaries. In case the Issuer is unable to make its payments on the Notes, it will rely on the Guarantor. The Guarantor's ability to make payments on the Guarantee will depend on a number of factors, some of which may be beyond the Guarantor's control. See "Risks Relating to the Guarantor's Business." If the Guarantor fails to make scheduled payments under the Guarantee, the Issuer may not be able to meet its payment obligations under the Notes.

USE OF PROCEEDS

The Issuer estimates that the net proceeds to it from its sale of Notes pursuant to this Offering Memorandum will be approximately U.S.\$996.2 million and €742.1 million after deducting the underwriting discount and its and the Guarantor's estimated offering expenses in connection with the issue of the Notes. Of the net proceeds from the offering, the Issuer intends to use substantially all of the net proceeds for repayment and refinancing of existing foreign currency indebtedness.

The proceeds from the issue of the Notes shall be used by the Issuer outside India and in accordance with the terms specified by the RBI set out in any of the RBI approval letters issued to the Guarantor in connection with the issuing of the Guarantee.

CAPITALIZATION

The following table sets forth the Guarantor's short-term and long-term debt and shareholders' equity at March 31, 2014 on a consolidated basis and as adjusted to give effect to the issuance of the Notes offered hereby but not the use of proceeds thereof as described in "Use of Proceeds." You should read the following table together with "Selected Consolidated Financial and Operating Data of the Guarantor" and "Management's Discussion and Analysis of Financial Condition and Results of Operations."

	As at March 31, 2014 ⁽¹⁾			
	Actual		As Adjusted	
	(Rs. in millions)	(U.S.\$ in millions) ⁽²⁾	(Rs. in millions)	(U.S.\$ in millions) ⁽²⁾
	(Audited)	(Unaudited)	(Unaudited)	(Unaudited)
Indebtedness:				
Current borrowings	209,039	3,478	209,039	3,478
Non-current borrowings	549,919	9,150	549,919	9,150
The Dollar Notes	—	—	60,100	1,000
The Euro Notes	—	—	61,935 ⁽³⁾	1,035 ⁽⁴⁾
Total indebtedness⁽⁵⁾	758,958	12,628	880,993	14,663
Equity:				
Issued capital	19,987	333	19,987	333
Treasury shares	(342)	(6)	(342)	(6)
Share premium	123,456	2,054	123,456	2,054
Retained earnings	437,167	7,274	437,167	7,274
Foreign currency translation reserve	(16,777)	(279)	(16,777)	(279)
Other components of equity	34,069	567	34,069	567
Equity attributable to equity holders of parent ⁽⁶⁾	597,560	9,943	597,560	9,943
Non-controlling interests	42,102	701	42,102	701
Total equity	639,662	10,644	639,662	10,644
Total indebtedness and equity	1,398,620	23,272	1,520,655	25,307

(1) Except as disclosed herein, there have been no material changes in the Guarantor's capitalization since March 31, 2014.

(2) For the reader's convenience, U.S. dollar translations of Indian Rupee amounts have been provided at a rate of U.S.\$1.00 = Rs. 60.10, which was the RBI Reference Rate as at March 28, 2014.

(3) For the reader's convenience, Indian Rupee translations of Euro amounts have been provided at a rate of €1.00 = Rs. 82.58 which was the RBI Reference Rate as of March 28, 2014.

(4) For the reader's convenience, U.S. dollar translations of Euro amounts have been provided at a rate of €1.00 = U.S.\$1.38, as reported by the Federal Reserve Bank of New York as of March 31, 2014.

(5) As at March 31, 2014, the Guarantor's secured and unsecured borrowings totaled Rs. 115,869 million and Rs. 643,089 million, respectively.

(6) Parent refers to the Guarantor.

SELECTED CONSOLIDATED FINANCIAL AND OPERATING DATA OF THE GUARANTOR

The selected consolidated financial data for the Guarantor as at and for each of the fiscal years ended March 31, 2012, 2013 and 2014 set forth below have been derived or calculated from the Annual Financial Statements included elsewhere in this Offering Memorandum unless otherwise stated. This financial information should be read in conjunction with “Capitalization” and the Annual Financial Statements set forth in this Offering Memorandum.

Effective April 1, 2013, IFRS 11 on joint arrangements became mandatory whereby accounting for investments in joint ventures changed from the proportionate consolidation method to the equity method. In addition, the Guarantor’s reporting segments were reclassified effective April 1, 2013. For more information on the effect of IFRS 11 and these segment reclassifications, see Notes 3(a) and 6 of the 2014 Financials, and “Management’s Discussion and Analysis of Financial Condition and Results of Operations — Segment Results.” The 2014 Financials have been presented giving effect to IFRS 11 and the change in reporting segments, and the Restated 2013 Financials have been restated and reclassified as if IFRS 11 and the revised reporting segments had been in effect as of April 1, 2012. The 2012 Financials have not been restated or reclassified to reflect the impacts of IFRS 11 or the change in reporting segments, and are therefore not directly comparable to the 2014 Financials or the Restated 2013 Financials.

The financial data below as at and for the fiscal year ended March 31, 2013 has been extracted from the Restated 2013 Financials and the Unrestated 2013 Financials, as indicated in the relevant column.

Consolidated Statement of Income and Comprehensive Income

The table below presents the Guarantor's consolidated statements of income and comprehensive income for the periods indicated. Financial data for fiscal year 2013 has been extracted from the Restated 2013 Financials and the Unrestated 2013 Financials as indicated below.

	Fiscal year ended March 31,				
	2012	2013	2013	2014	2014
	(Rs. in millions)	(Rs. in millions) ⁽¹⁾	(Rs. in millions) ⁽¹⁾	(Rs. in millions) ⁽¹⁾	(U.S.\$ in millions) ⁽²⁾
	(Audited)	(Audited)	(Audited Restated)	(Audited)	(Unaudited)
Revenue	714,508	803,112	769,045	857,461	14,152
Other operating income	550	478	425	1,174	19
Operating expenses	(477,935)	(554,886)	(536,891)	(580,865)	(9,587)
Depreciation and amortization	(133,681)	(154,964)	(148,148)	(156,496)	(2,582)
Profit from operating activities before exceptional items	103,442	93,740	84,431	121,274	2,002
Share of results of joint ventures and associates ⁽³⁾	(74)	(76)	3,506	5,211	86
Profit before finance income, finance costs, exceptional items and tax	103,368	93,664	87,937	126,485	2,088
Finance income	2,643	5,633	5,103	7,133	117
Finance costs	(40,828)	(49,477)	(45,187)	(55,513)	(916)
Exceptional items, net	—	—	—	538	9
Profit before tax	65,183	49,820	47,853	78,643	1,298
Income tax expense (including exceptional items)	(22,602)	(27,151)	(25,184)	(48,449)	(800)
Net profit for the year	42,581	22,669	22,669	30,194	498
Exchange differences on translation of foreign operations (net of income tax effect)	(20,410)	(25,669)	(25,669)	15,566	257
Re-measurement gains / (losses) on defined benefit plans (net of income tax effect)	—	—	—	(148)	(2)
Total comprehensive income/(loss) for the year, net of tax	22,171	(3,000)	(3,000)	45,612	753

(1) Prior to April 1, 2013, the Guarantor accounted for its joint ventures in accordance with the proportionate consolidation method. Subsequently, in accordance with IFRS 11, the Guarantor prepared the financial data for the fiscal year ended March 31, 2014 in accordance with the equity method and restated the financial data for the fiscal year ended March 31, 2013 on the same basis. See Note 3(a) of the 2014 Financials.

(2) For the reader's convenience, U.S. dollar translations of Indian rupee amounts for the fiscal year ended March 31, 2014 have been provided at a rate of U.S.\$1.00 = Rs. 60.59, the average exchange rate for the fiscal year ended March 31, 2014 based on the RBI Reference Rate.

(3) Figures as at March 31, 2013 (unrestated) and as at March 31, 2012 include share of results of associates only.

The Guarantor’s results of operations by segment for the fiscal years ended March 31, 2012, 2013 and 2014

The following tables set forth the Guarantor’s total revenues and EBITDA for the fiscal years ended March 31, 2012, 2013 and 2014.

During the fiscal year ended March 31, 2014, the Guarantor made certain management changes. As a result, effective April 1, 2013, the Guarantor’s operations in South Asia, namely Sri Lanka and Bangladesh, are now reported as part of its ‘Mobile Services — South Asia’ segment. Previously, they were reported as part of the ‘India and South Asia’ segment. In addition, to better reflect business synergies, intra-city fiber networks previously included in ‘Telemedia Services’ and Mobile Commerce services in India previously included in ‘Others’ have now been included in ‘Mobile Services — India.’ Further, in order to improve the comparability of results with single segment telecom operators, the Guarantor has also allocated certain common expenses to ‘Mobile Services — India,’ ‘Telemedia Services’ and ‘Airtel Business.’ The 2014 Financials have been prepared giving effect to the aforementioned reclassifications. For comparison purposes, corresponding financial data in the Unrestated 2013 Financials has been reclassified in accordance with the segment reclassification implemented for the fiscal year ended March 31, 2014 as found in the Restated 2013 Financials and presented in the first table below. However, the corresponding financial data for the fiscal year ended March 31, 2012 has not been reclassified. The second table below sets forth total revenues and EBITDA by segment as reported in the 2013 Unrestated Financials and the 2012 Financials.

	Total Revenues⁽¹⁾		EBITDA⁽¹⁾⁽²⁾	
	Fiscal year ended March 31,		Fiscal year ended March 31,	
	2013	2014	2013	2014
	(Rs. in millions) (Audited Restated)	(Rs. in millions) (Audited)	(Rs. in millions) (Unaudited)	(Rs. in millions) (Unaudited)
Mobile Services — India	430,705	466,835	129,149	157,564
Mobile Services — South Asia	12,330	17,403	(950)	1,036
Mobile Services — Africa	240,439	272,488	63,147	71,406
Telemedia Services	35,896	39,352	14,644	14,771
Airtel Business	53,203	63,361	8,824	13,807
Digital TV Services	16,295	20,771	452	3,338
Tower Infrastructure Services	49,865	51,087	22,513	22,850
Others	3,359	3,197	108	52
Unallocated	—	—	(1,487)	(2,213)
Eliminations	(73,047)	(77,033)	(3,821)	(4,841)
Total	769,045	857,461	232,579	277,770

(1) Prior to April 1, 2013, the Guarantor accounted for its joint ventures in accordance with the proportionate consolidation method. Subsequently, in accordance with IFRS 11, the Guarantor prepared the financial data for the fiscal year ended March 31, 2014 in accordance with the equity method and restated the financial data for the fiscal year ended March 31, 2013 on the same basis. See Note 3(a) of the 2014 Financials.

(2) EBITDA is defined as earnings before finance income and finance costs, exceptional items, taxation, depreciation and amortization, and share of results of associates and joint ventures (unless otherwise specified). It is not an IFRS measure.

	Total Revenues		EBITDA ⁽¹⁾	
	Fiscal year ended March 31,		Fiscal year ended March 31,	
	2012	2013	2012	2013
	(Rs. in millions) (Audited)		(Rs. in millions) (Unaudited)	
Mobile Services — India and South Asia	403,091	440,235	136,667	135,138
Telemedia Services	37,271	38,158	15,836	16,204
Digital TV Services	12,960	16,294	465	452
Airtel Business	44,541	53,202	8,313	9,361
Tower Infrastructure Services	95,109	103,154	35,944	38,561
Others	3,117	3,533	(412)	(644)
Mobile Services — Africa	198,265	240,439	52,791	63,147
Unallocated	—	—	(9,271)	(9,819)
Eliminations	(79,846)	(91,903)	(3,210)	(3,696)
Total	714,508	803,112	237,123	248,704

(1) EBITDA is defined as earnings before finance income and finance costs, exceptional items, taxation, depreciation and amortization, and share of results of associates and joint ventures (unless otherwise specified). It is not an IFRS measure.

The Guarantor's Key Operating and Financial Information

The following information is intended to assist in understanding the trends in the operating and financial information of the Guarantor included in this Offering Memorandum.

	As at/for the fiscal year ended March 31 ⁽¹⁾ ,	
	2013 ⁽²⁾	2014
Total customer base (000's)	271,227	295,948
Total minutes on network (millions of minutes)	1,127,150	1,211,522
Network sites	156,905	163,361
Number of countries of operation	20	20
Population covered ⁽³⁾ (billions)	1.85	1.85
Total revenue (Rs. millions)	769,045	857,461
EBITDA (Rs. millions) ⁽⁴⁾	232,579	277,770
Capital expenditure (Rs. millions)	134,698	176,987
Operating free cash flow (EBITDA - capital expenditure) (Rs. millions)	97,881	100,783
EBITDA Margin ⁽⁵⁾	30.2%	32.4%
Net profit margin ⁽⁶⁾	3.0%	3.2%
Net debt to funded equity ratio (times) ⁽⁷⁾	1.16	1.01
Return on shareholder's equity ⁽⁸⁾	4.5%	5.0%
Return on capital employed ⁽⁹⁾	5.7%	6.6%

- (1) Prior to April 1, 2013, the Guarantor accounted for its joint ventures in accordance with the proportionate consolidation method. Subsequently, in accordance with IFRS 11, the Guarantor prepared the financial data for the fiscal year ended March 31, 2014 in accordance with the equity method and restated the financial data for the fiscal year ended March 31, 2013 on the same basis. See Note 3(a) of the 2014 Financials.
- (2) Financial information is based on the Restated 2013 Financials.
- (3) Aggregate population of the countries in which the Guarantor had a footprint as at the relevant period.
- (4) EBITDA is defined as earnings before finance income and finance costs, exceptional items, taxation, depreciation and amortization, and share of results of associates and joint ventures (unless otherwise specified). It is not an IFRS measure.
- (5) EBITDA Margin is defined as EBITDA for the period divided by total revenues for that period.
- (6) Net profit margin is defined as net profit attributable to equity holders of the Guarantor for the period divided by total revenues for that period.
- (7) Net debt to funded equity ratio is defined as net debt (which, unless otherwise specified, is long-term debt (non current borrowing) plus short-term borrowings (current borrowing) plus deferred payment liabilities minus cash and cash equivalents, short-term and non-current investments and current and non-current restricted cash (not including cash related to mobile commerce services which is restricted in use)) divided by funded equity (which is equity attributable to equity holders of the Guarantor).
- (8) Return on shareholder's equity is defined as net profit attributable to equity holders of the Guarantor for the period divided by the average (of opening and closing) equity attributable to equity holders of the Guarantor during such period.
- (9) Return on capital employed is defined as the sum of net profit attributable to equity holders of the Guarantor, finance income and finance cost for the period divided by the average (of opening and closing) capital employed during such period.

The following table provides a reconciliation of net profit for the year to EBITDA for the fiscal years ended March 31, 2013 and 2014. The financial data for the fiscal year ended March 31, 2013 set forth below has been extracted from the Restated 2013 Financials and EBITDA has been derived therefrom.

	Fiscal year ended March 31,	
	2013	2014
	(Rs. in millions) (Unaudited)	
Net profit for the year	22,669	30,194
Income tax expense (including exceptional items)	25,184	48,449
Profit before tax	47,853	78,643
Exceptional items, net	—	(538)
Finance costs	45,187	55,513
Finance income	(5,103)	(7,133)
Share of results of associates and joint ventures	(3,506)	(5,211)
Depreciation and amortization	148,148	156,496
EBITDA	<u>232,579</u>	<u>277,770</u>

The following table provides a reconciliation of net profit for the year to EBITDA for the fiscal years ended March 31, 2012 and 2013. The financial data for the fiscal year ended March 31, 2013 set forth below has been extracted from the Unrestated 2013 Financials and EBITDA has been derived therefrom.

	Fiscal year ended March 31,	
	2012	2013
	(Rs. in millions) (Unaudited)	
Net profit for the year	42,581	22,669
Income tax expense	<u>22,602</u>	<u>27,151</u>
Profit before tax	65,183	49,820
Finance costs	40,828	49,477
Finance income	(2,643)	(5,633)
Share of results of associates	74	76
Depreciation and amortization	<u>133,681</u>	<u>154,964</u>
EBITDA	<u>237,123</u>	<u>248,704</u>

Consolidated Statement of Financial Position

The table below presents the Guarantor's consolidated statement of financial position as at the dates indicated and presents the data as at March 31, 2014 as originally prepared and as restated to give effect to IFRS 11.

	As at March 31,				
	2012 (Rs. in millions)	2013 (Rs. in millions) ⁽¹⁾	2013 (Rs. in millions) ⁽¹⁾ (Audited Restated)	2014 (Rs. in millions) ⁽¹⁾	2014 (U.S. in millions) ⁽²⁾ (Unaudited)
Assets					
Non-current assets					
Property, plant and equipment	674,932	688,430	638,277	596,429	9,924
Intangible assets	660,889	680,808	648,386	809,716	13,473
Investment in associates ⁽³⁾	223	242	11,552	56,702	943
Investment (non-current)	—	—	—	36,341	605
Derivative financial assets	2,756	3,566	3,566	2,761	46
Other financial assets	16,887	16,999	16,326	17,330	288
Other non-financial assets	15,568	21,038	18,749	26,009	433
Deferred tax asset	51,277	59,245	58,491	62,627	1,042
Total non-current assets	<u>1,422,532</u>	<u>1,470,328</u>	<u>1,395,347</u>	<u>1,607,915</u>	<u>26,754</u>
Current assets					
Inventories	1,308	1,109	1,109	1,422	24
Trade and other receivables	63,735	66,430	67,824	62,441	1,039
Derivative financial assets	2,137	1,097	1,097	819	14
Prepayments and other assets	32,621	33,134	30,860	29,656	493
Income tax recoverable	9,049	12,040	10,093	9,319	155
Short-term investments	18,132	67,451	65,546	62,265	1,036
Other financial assets	802	4,348	4,299	8,127	135
Cash and cash equivalents	20,300	17,295	16,078	49,808	829
Total current assets	<u>148,084</u>	<u>202,904</u>	<u>196,906</u>	<u>223,857</u>	<u>3,725</u>
Total assets	<u>1,570,616</u>	<u>1,673,232</u>	<u>1,592,253</u>	<u>1,831,772</u>	<u>30,479</u>

(1) Prior to April 1, 2013, the Guarantor accounted for its joint ventures in accordance with the proportionate consolidation method. Subsequently, in accordance with IFRS 11, the Guarantor prepared the financial data for the fiscal year ended March 31, 2014 in accordance with the equity method and restated the financial data for the fiscal year ended March 31, 2013 on the same basis. See Note 3(a) of the 2014 Financials.

(2) For the reader's convenience, U.S. dollar translations of Indian Rupee amounts as at March 31, 2014 have been provided at a rate of U.S.\$1.00 = Rs. 60.10, the closing exchange rate as at March 28, 2014 based on the RBI Reference Rate.

(3) Figures as at March 31, 2013 (unrestated) and as at March 31, 2012 include investments in associates only.

	As at March 31,				
	2012	2013	2013	2014	2014
	(Rs. in millions)	(Rs. in millions) ⁽¹⁾	(Rs. in millions) ⁽¹⁾	(Rs. in millions) ⁽¹⁾	(U.S. in millions) ⁽²⁾
	(Audited)	(Audited)	(Audited Restated)	(Audited)	(Unaudited)
	Equity and liabilities				
Equity					
Issued capital	18,988	18,988	18,988	19,987	333
Treasury shares	(282)	(674)	(674)	(342)	(6)
Share premium	56,499	56,499	56,499	123,456	2,054
Retained earnings	395,682	414,027	414,027	437,167	7,274
Foreign currency translation reserve	(6,026)	(32,571)	(32,571)	(16,777)	(279)
Other components of equity	41,252	46,948	46,948	34,069	567
Equity attributable to equity holders of parent	<u>506,113</u>	<u>503,217</u>	<u>503,217</u>	<u>597,560</u>	<u>9,943</u>
Non-controlling interests	27,695	40,886	40,886	42,102	701
Total equity	<u>533,808</u>	<u>544,103</u>	<u>544,103</u>	<u>639,662</u>	<u>10,644</u>

(1) Prior to April 1, 2013, the Guarantor accounted for its joint ventures in accordance with the proportionate consolidation method. Subsequently, in accordance with IFRS 11, the Guarantor prepared the financial data for the fiscal year ended March 31, 2014 in accordance with the equity method and restated the financial data for the fiscal year ended March 31, 2013 on the same basis. See Note 3(a) of the 2014 Financials.

(2) For the reader's convenience, U.S. dollar translations of Indian Rupee amounts as at March 31, 2014 have been provided at a rate of U.S.\$1.00 = Rs. 60.10, the closing exchange rate as at March 28, 2014 based on the RBI Reference Rate.

	As at March 31,				
	2012	2013	2013	2014	2014
	(Rs. in millions)	(Rs. in millions) ⁽¹⁾	(Rs. in millions) ⁽¹⁾	(Rs. in millions) ⁽¹⁾	(U.S. in millions) ⁽²⁾
	(Audited)	(Audited)	(Audited Restated)	(Audited)	(Unaudited)
	Non-current liabilities				
Borrowing	497,154	615,485	569,137	549,919	9,150
Deferred revenue	2,892	9,696	9,685	14,010	233
Provisions	7,240	10,548	9,744	10,044	167
Derivative financial liabilities	401	893	893	4,313	72
Deferred tax liability	11,621	15,873	12,556	16,850	281
Other financial liabilities	23,076	22,748	23,204	27,464	457
Other non-financial liabilities	5,551	3,465	2,384	1,460	24
Total non-current liabilities	<u>547,935</u>	<u>678,708</u>	<u>627,603</u>	<u>624,060</u>	<u>10,384</u>
Current liabilities					
Borrowing	193,078	114,123	98,226	209,039	3,478
Deferred revenue	43,282	39,560	39,560	44,899	747
Provisions	1,290	1,835	1,768	1,725	29
Other non financial liabilities	10,811	13,922	13,245	15,277	254
Derivative financial liabilities	166	219	219	1,097	18
Income tax liabilities	7,596	7,628	7,627	12,032	200
Trade & other payables	232,650	273,134	259,902	283,981	4,725
Total current liabilities	<u>488,873</u>	<u>450,421</u>	<u>420,547</u>	<u>568,050</u>	<u>9,451</u>
Total liabilities	<u>1,036,808</u>	<u>1,129,129</u>	<u>1,048,150</u>	<u>1,192,110</u>	<u>19,835</u>
Total equity and liabilities	<u>1,570,616</u>	<u>1,673,232</u>	<u>1,592,253</u>	<u>1,831,772</u>	<u>30,479</u>

-
- (1) Prior to April 1, 2013, the Guarantor accounted for its joint ventures in accordance with the proportionate consolidation method. Subsequently, in accordance with IFRS 11, the Guarantor prepared the financial data for the fiscal year ended March 31, 2014 in accordance with the equity method and restated the financial data for the fiscal year ended March 31, 2013 on the same basis. See Note 3(a) of the 2014 Financials.
- (2) For the reader's convenience, U.S. dollar translations of Indian Rupee amounts as at March 31, 2014 have been provided at a rate of U.S.\$1.00 = Rs. 60.10, the closing exchange rate as at March 28, 2014 based on the RBI Reference Rate.

MANAGEMENT'S DISCUSSION AND ANALYSIS OF FINANCIAL CONDITION AND RESULTS OF OPERATIONS

The following management's discussion and analysis of the Guarantor's financial condition and results of operations is intended to convey management's perspective on the operating performance and financial condition of the Guarantor as at and for the fiscal years ended March 31, 2012, 2013 and 2014 on a consolidated basis. This disclosure is intended to assist in understanding and interpreting the financial statements of the Guarantor included in this Offering Memorandum. The discussion should be read in conjunction with "Presentation of Financial Information," "Selected Consolidated Financial and Other Information," "Capitalization," and the Annual Financial Statements of the Guarantor and the accompanying schedules and notes.

As a result of changes in accounting policies and reclassifications, the Guarantor's financial information discussed below is not presented on a comparable basis for each of the three fiscal years ended March 31, 2012, 2013 and 2014. Effective April 1, 2013, IFRS 11 on joint arrangements became mandatory whereby accounting for investments in joint ventures changed from the proportionate consolidation method to the equity method. In addition, the Guarantor's reporting segments were reclassified effective April 1, 2013. For more information on the effect of IFRS 11 and these segment reclassifications, see Notes 3(a) and 6 of the Guarantor's 2014 Financials and "—Segment Results" below.

The discussion below under "—Fiscal year ended March 31, 2014 compared to fiscal year ended March 31, 2013" is a comparison of the Guarantor's 2014 Financials and Restated 2013 Financials. The discussion under "—Fiscal year ended March 31, 2013 compared to fiscal year ended March 31, 2012" is a comparison of the Guarantor's Unrestated 2013 Financials and the Guarantor's 2012 Financials. The 2012 Financials have not been restated or reclassified to reflect the impact of IFRS 11 or the change in reporting segments, and are therefore not directly comparable to the 2014 Financials or the Restated 2013 Financials.

The following discussion contains certain forward-looking statements. These statements are based on management's current projections and expectations about future events. The Guarantor's actual results may differ materially from those anticipated in these forward-looking statements as a result of many important factors, including those set out under "Risk Factors" and elsewhere in this Offering Memorandum. See "Forward-Looking Statements and Associated Risks." Further information regarding the presentation of financial information is set out under the heading "Presentation of Financial Information."

Overview

The Guarantor is one of the world's leading providers of telecommunications services, with a presence in all 22 of India's Circles as well as in Sri Lanka, Bangladesh and 17 countries in Africa. As at December 2013, the Guarantor was the largest private integrated telecommunications operator in India, the second largest mobile operator in Africa and the fifth largest wireless service provider in the world, as measured by proportionate equity subscriptions according to Informa Telecoms & Media. The Guarantor served an aggregate of 295.9 million customers as at March 31, 2014.

The Guarantor offers an integrated suite of telecom solutions to its customers, including mobile and fixed line services, long distance connectivity and broadband services both nationally and internationally. The Guarantor offers traditional mobile voice services with an increasing focus on data and non-voice services through the expansion of its 3G network and its 4G network, which was launched in Kolkata in April 2012 and later expanded to Bangalore, Pune, Chandigarh and Mohali, being the first 4G service in India. The Guarantor also offers Digital TV and IPTV services. All of these services are offered under the unified brand “airtel.” The Guarantor also deploys, owns and manages Tower Infrastructure pertaining to telecom operations through its subsidiary Bharti Infratel and Bharti Infratel’s 42.0% interest in the telecom Tower Infrastructure company Indus Towers. Including its proportionate interest in Indus Towers, Bharti Infratel is among the largest providers of Tower Infrastructure in India as measured by number of towers. Indus Towers is a joint venture between Bharti Infratel, Idea Cellular and Vodafone India. As at March 31, 2014, Bharti Infratel operated 35,905 towers and Indus Towers operated 113,008 towers. On December 28, 2012, shares of Bharti Infratel were listed on the BSE and NSE after Bharti Infratel completed an initial public offering of its equity shares, with the proceeds of the offering used to further expand Bharti Infratel’s tower network and upgrade existing towers.

On June 8, 2010, the Guarantor, through its subsidiary Bharti Airtel International (Netherlands) B.V., concluded an agreement with Zain International B.V. to acquire Zain for an enterprise valuation of U.S.\$10.7 billion. Through this acquisition, the Guarantor acquired Zain’s African mobile services operations in 15 countries with a total subscriber base of over 36 million at the time of acquisition. Since then, the Guarantor has expanded its presence in Africa organically and through acquisitions of telecom providers in other countries. As of March 31, 2014, the Guarantor and its subsidiaries were active in over 17 countries in Africa with a total subscriber base in Africa of approximately 69.4 million customers. The Guarantor, through the Issuer, continues to expand its holdings in Africa. On May 13, 2013, the Guarantor fully acquired Warid Telecom Uganda from the Warid Group. With the acquisition, the Guarantor has consolidated its position as the second largest mobile operator in Uganda based on customer market share, according to Informa Telecoms & Media. In November 2013, the Guarantor entered into a second agreement with the Warid Group to fully acquire Warid Congo S.A. This acquisition, which was completed on March 12, 2014, makes the Guarantor the largest mobile operator in Congo Brazzaville in terms of customer base according to Informa Telecoms & Media. On March 24, 2014, the Guarantor’s Kenyan subsidiary, Airtel Networks Kenya Limited, announced that it was seeking approval from the Communications Authority of Kenya to acquire the telecommunication licenses and customers of Essar Telecom Kenya Limited, which operates under the brand Yu Mobile. The proposed transaction is subject to regulatory and statutory approvals. Once approved, the transaction would add more than 2.7 million customers to Airtel Kenya’s mobile network.

For the fiscal years ended March 31, 2013 and 2014, the Guarantor’s net profit was Rs. 22,669 million and Rs. 30,194 million, respectively. The Guarantor’s EBITDA for the fiscal years ended March 31, 2013 and 2014 was Rs. 232,579 million and Rs. 277,770 million, respectively. As at March 31, 2013 and 2014, the Guarantor’s total assets were Rs. 1,592,253 million and Rs. 1,831,772 million, respectively. The Guarantor’s EBITDA Margin for the fiscal years ended March 31, 2013 and 2014 was 30.2% and 32.4% respectively.

Factors Affecting the Guarantor's Results of Operations and Financial Condition

The Guarantor's results of operations and financial condition have been affected and will continue to be affected by a number of factors, including the following:

Mobile Subscriber Base and Usage Patterns and Increasing Capital Expenditure Requirements

The Guarantor's number of mobile subscribers and their usage of its cellular services directly affect the Guarantor's mobile services operating revenues as well as its operating expenses, including access charges, network operations costs, employee costs and selling, general and administrative expenses. As the Guarantor continues to grow its operations, it may be required to expand its mobile network coverage and capacity to accommodate subscriber base growth and increases in usage, which may require the purchase of additional spectrum and other capital expenditures. Increases in the Guarantor's capital expenditures affect its cash flows, interest expense (to the extent they are funded by debt) and depreciation and amortization expense.

Competition

The Indian wireless industry is highly competitive, with most Circles having between 12 and 14 licensees with at least 10 operators operating in each Circle (with the exception of Jammu, Kashmir and the Northeastern States). Apart from existing players, there have been a number of new entrants to the market which have contributed to greater competition. In Africa, the Guarantor competes with approximately 29 different operators across the 17 African countries it operates in, with an average of three to five competitors in each country.

Competition may affect the Guarantor's subscriber growth and profitability by causing its subscriber base to decline and cause both a decrease in tariff rates and average revenue per user ("ARPU") as well as an increase in customer churn and selling and promotional expenses. Churn in mobile networks in India is high especially among pre-paid customers. In the recent spectrum auctions, new entrants such as Reliance Jio have acquired a spectrum position in the 1800 MHz band across various Circles. Such operators may also intensify competition amongst telecommunications operators.

There are also an increasing number of players offering various forms of data products. The Guarantor, along with its competitors, may also be subject to competition from providers of new telecommunication services as a result of technological developments and the convergence of various telecommunication services. For example, Internet-based services, such as Google Voice, Yahoo Voice and Skype, allow users to make calls, send SMS and offer other advanced features such as the ability to route calls to multiple handsets and access to Internet services. In addition, in the recently concluded spectrum auctions, a number of new operators that had not previously offered telecommunication services have acquired licenses as well as spectrum for voice and data. If these operators rollout services, it may create additional unforeseen competition for the Guarantor.

The Guarantor also faces substantial competition in its operations outside India. Across Africa, the Guarantor faces various levels of competition, including intense competition in a number of larger markets, such as Nigeria. The Guarantor's brand is also not yet well established in much of Africa,

which may hinder the Guarantor's ability to effectively compete with other better known mobile service providers. In Sri Lanka, the Guarantor competes with several larger service providers that have been operating in Sri Lanka for much longer than the Guarantor, and the Guarantor expects to face intense competition from these providers in its attempt to expand further.

For more information on the competitive landscape of the Guarantor's various operations, see "Risk Factors — Risks Relating to the Guarantor's Business — Intense competition in the Indian telecommunications sector may adversely affect the Guarantor's business" and "Business — Competition" and "Risk Factors — Risks Relating to the Guarantor's Business — The telecommunications market is highly regulated and changes in laws, regulations or governmental policy could adversely affect the Guarantor's business, prospects, financial condition, cash flows and results of operations."

Tariff and Pricing Levels

The Guarantor's business model focuses on providing affordable mobile telephony services, thereby attracting new customers. The Guarantor focuses on producing services at the lowest cost per minute possible and thereby improving margins, as well as offering simple, user-friendly tariff plans with features such as pre-paid plans with electronic top-ups at different denominations across the value chain. Each of the Guarantor's potential products or service offerings is vetted through a structured internal process which assesses the potential product's cost, performance and features, value and time-to-market of the potential product, with the ultimate aim of minimizing operating and capital expenditures and increasing market share. This business model has enabled the Guarantor to expand its customer base in highly competitive markets, particularly in India, and thereby increase its sales volume.

Any change in the Guarantor's pricing structure, either as a result of governmental or regulatory tariff policies or in response to competition, could affect the Guarantor's business, results of operations, cash flows and financial condition.

Expansion of 3G and 4G networks and increasing margins from data usage

The Guarantor has made significant investments in its network and spectrum for its data services through the increase of its 3G and 4G sites in the past few years, both in India and Africa. The Guarantor launched its 3G network in India on January 24, 2011 and, as of March 31, 2014, held 3G licenses in 13 Circles in India and 14 countries in Africa. The Guarantor launched India's first 4G network in India in Kolkata on April 10, 2012 and, as of March 31, 2014, held 4G licenses in 8 Circles in India. These strategic initiatives have in part been driven by the rapid growth of data usage by the Guarantor's customer base and the Guarantor's belief in the growing importance of data in the telecommunications industry. In India, mobile data customers represented 28.3% of the Guarantor's mobile subscriber base as at March 31, 2014, compared to 23.1% as at March 31, 2013. In Africa, mobile data customers represented 32.1% of the Guarantor's mobile subscriber base as at March 31, 2014, compared to 22.8% as at March 31, 2013. The Guarantor plans to continue expanding 3G and 4G services, which potentially offer higher operating margins than 2G with relatively low incremental capital expenditure required. See "Business — Strategy — Upgrade network to further expand 3G, 4G

and data service offerings.” In line with this plan, the Guarantor acquired an additional 115.0 MHz of spectrum in the 900 MHz and 1,800 MHz bands in India for a total consideration of Rs. 184,386 million in auctions that concluded on February 13, 2014. With the additional spectrum, the Guarantor aims to launch high speed 4G networks in various Circles using Frequency-Division Long-Term Evolution technology in the 1,800 MHz band in addition to its existing TD-LTE services, thereby gaining pan-India 4G capabilities. The Guarantor also plans to augment its 3G service offerings through the use of 900 MHz band in select Circles. The Guarantor’s ability to secure additional spectrum and 3G and 4G licenses, fund necessary capital expenditures for network expansion, increase the percentage of non-voice revenue as a percentage of its total revenue and increase its operating margins on 3G and 4G data services will continue to have a significant effect on its business, prospects, financial condition and results of operations going forward. With respect to its Africa operations, the Guarantor had 17,792 network sites as at March 31, 2014, an increase of 6.8% as compared to 16,653 network sites as at March 31, 2013.

As at March 31, 2014, 3G sites represented 38.9% of the total network sites, as compared to 34.1% as at March 31, 2013.

Exchange Rates

The Guarantor conducts most of its operations in India and the functional currency of its financial statements is Indian rupees. It also conducts business in Sri Lanka, Bangladesh and 17 countries in Africa, where transactions are generally denominated in the respective entity’s functional currency.

The financial condition, cash flows and results of operations of each of the Guarantor’s subsidiaries operating in a jurisdiction outside of India is reported in the relevant functional currency and then translated to the rupee at the applicable currency exchange rates for inclusion in the Guarantor’s financial statements. Exchange rates between some of these currencies and the rupee in recent years have fluctuated significantly and may do so in the future, thereby impacting the Guarantor’s results of operations and cash flows in rupee terms. In the fiscal year ended March 31, 2014, 34.7% of the Guarantor’s consolidated revenue came from its entities located outside India, mainly in Africa, Bangladesh and Sri Lanka and 38.6% of the Guarantor’s total costs (representing operating expenses, depreciation and amortization including exceptional items (expenses on gross basis)) related to its entities located outside India, mainly in Africa, Bangladesh and Sri Lanka. Significant changes in the value of certain currencies relative to the U.S. dollar and other currencies could also have an adverse effect on the Guarantor’s financial condition, cash flows and results of operations and its ability to meet interest and principal payments on foreign-currency denominated debt, including borrowings under its existing debt. In addition, the Guarantor incurs currency transaction risk whenever it enters into either a purchase or a sales transaction using a different currency from the currency in which it receives revenues. Accordingly, volatility in currency exchange rates may have a significant effect on the financial condition, cash flows or results of operations of the Guarantor. See “— Risks Relating to the Guarantor’s Business — The Guarantor’s operations are conducted worldwide and its results of operations are subject to currency translation risk and currency transaction risk.”

Fluctuations in exchange rates have also materially impacted the Guarantor’s other comprehensive income over the past three years, with exchange differences on translation of foreign operations (net of income tax effect) accounting for a loss of Rs. 20,410 million and Rs. 25,669 million for the fiscal years ended March 31, 2012 and 2013, respectively, and a gain of Rs. 15,566 million in the fiscal year ended March 31, 2014.

Other factors include:

- macroeconomic growth in India, South Asia and the African countries in which the Guarantor operates;
- the Guarantor's ability to successfully implement its strategy with respect to its operations in Africa;
- changes in operating costs;
- political or regulatory changes, in particular in India and the African countries in which it operates;
- additional debt and associated interest payments and changes in interest rates in the Indian and international markets;
- fiscal and other related regulatory changes, including, among others, those that may have an impact on depreciation rates, income tax rates and other direct and indirect taxes; and
- new technologies which could affect the Guarantor's current business models and customer usage behavior.

Factors Affecting Comparability of Results

As discussed above, the Guarantor's 2014 Financials reflect the adoption of IFRS 11 and revised reporting segments, which came into effect as of April 1, 2013, and the Restated 2013 Financials discussed herein have been restated and reclassified in accordance with IFRS 11 and the Guarantor's revised reporting segments. As a result, the 2014 Financials and the Restated 2013 Financials are not directly comparable to the Unrestated 2013 Financials and the 2012 Financials.

Use of Non-GAAP Financial Information

As used in this Offering Memorandum, a non-GAAP financial measure is one that purports to measure historical financial performance, financial position or cash flows, but excludes or includes amounts that would not be so adjusted in the most comparable IFRS measures. From time to time, reference is made in this Offering Memorandum to such "non-GAAP financial measures," primarily EBITDA (which, unless otherwise specified, is defined as earnings before finance income and finance costs, exceptional items, taxation, depreciation and amortization, and share of results of associates and joint ventures) and net debt (which, unless otherwise specified, is defined as long-term debt (non current borrowing) plus short-term borrowings (current borrowing) plus deferred payment liabilities minus cash and cash equivalents, short-term and non-current investments and current and non-current restricted cash (not including cash related to mobile commerce services which is restricted in use)). The Guarantor's management believes that EBITDA, net debt and other non-GAAP financial measures provide investors with additional information about the Guarantor's performance, as well as ability to

incur and service debt and make capital expenditures, and are measures commonly used by investors. For more detailed information concerning EBITDA, see “Summary Consolidated Financial and Operating Data of the Guarantor” and “Selected Consolidated Financial and Operating Data of the Guarantor.” The non-GAAP financial measures described herein are not a substitute for IFRS measures of earnings and may not be comparable to similarly titled measures reported by other companies due to differences in the way these measures are calculated.

Consolidated Statement of Income and Comprehensive Income

The table below presents the Guarantor’s consolidated statements of income and comprehensive income for the periods indicated. Data for fiscal year 2013 has been extracted from the Restated 2013 Financials and the Unrestated 2013 Financials as indicated below.

	Fiscal year ended March 31,				
	2012	2013	2013	2014	2014
	(Rs. in millions)	(Rs. in millions) ⁽¹⁾	(Rs. in millions) ⁽¹⁾	(Rs. in millions) ⁽¹⁾	(U.S.\$ in millions) ⁽²⁾
	(Audited)	(Audited)	(Audited Restated)	(Audited)	(Unaudited)
Revenue	714,508	803,112	769,045	857,461	14,152
Other operating income	550	478	425	1,174	19
Operating expenses	(477,935)	(554,886)	(536,891)	(580,865)	(9,587)
Depreciation and amortization	(133,681)	(154,964)	(148,148)	(156,496)	(2,582)
Profit from operating activities before exceptional items	103,442	93,740	84,431	121,274	2,002
Share of results of of joint ventures and associates ⁽³⁾ ..	(74)	(76)	3,506	5,211	86
Profit before finance income, finance costs, exceptional items and tax	103,368	93,664	87,937	126,485	2,088
Finance income	2,643	5,633	5,103	7,133	117
Finance costs	(40,828)	(49,477)	(45,187)	(55,513)	(916)
Exceptional items, net	—	—	—	538	9
Profit before tax	65,183	49,820	47,853	78,643	1,298
Income tax expense (including exceptional items)	(22,602)	(27,151)	(25,184)	(48,449)	(800)
Net profit for the year	42,581	22,669	22,669	30,194	498
Exchange differences on translation of foreign operations (net of income tax effect)	(20,410)	(25,669)	(25,669)	15,566	257
Re-measurement gains/(losses) on defined benefit plans (net of income tax effect)	—	—	—	(148)	(2)
Total comprehensive income/(loss) for the year, net of tax	22,171	(3,000)	(3,000)	45,612	753

(1) Prior to April 1, 2013, the Guarantor accounted for its joint ventures in accordance with the proportionate consolidation method. Subsequently, in accordance with IFRS 11, the Guarantor prepared the financial data for the fiscal year ended March 31, 2014 in accordance with the equity method and restated the financial data for the fiscal year ended March 31, 2013 on the same basis. See Note 3(a) of the 2014 Financials.

(2) For the reader's convenience, U.S. dollar translations of Indian rupee amounts for the fiscal year ended March 31, 2014 have been provided at a rate of U.S.\$1.00 = Rs. 60.59, the average exchange rate for the fiscal year ended March 31, 2014 based on the RBI Reference Rate

(3) Figures as at March 31, 2013 (unrestated) and as at March 31, 2012 include share of results of associates only.

Segment Results

During the fiscal year ended March 31, 2014, the Guarantor made certain management changes. As a result, effective April 1, 2013, the Guarantor's operations in South Asia, namely Sri Lanka and Bangladesh, are now reported as part of its 'Mobile Services — South Asia' segment. Previously, they were reported as part of the 'India and South Asia' segment. In addition, to better reflect business synergies, intra-city fiber networks previously included in 'Telemedia Services' and Mobile Commerce services in India previously included in 'Others' have now been included in 'Mobile Services — India.' Further, in order to improve the comparability of results with single segment telecom operators, the Guarantor has also allocated certain common expenses previously included in 'Unallocated' to 'Mobile Services — India,' 'Telemedia Services' and 'Airtel Business.' The 2014 Financials have been prepared giving effect to the aforementioned reclassifications. For comparison purposes, corresponding financial data in the Unrestated 2013 Financials has been reclassified in accordance with the segment reclassification implemented for the fiscal year ended March 31, 2014 as found in the Restated 2013 Financials and presented in the first table below. However, the corresponding financial data for the fiscal year ended March 31, 2012 has not been reclassified. The second table below sets forth the Guarantor's total revenues and EBITDA by segment as reported in the Unrestated 2013 Financials and the 2012 Financials.

	Total Revenues ⁽¹⁾		EBITDA ⁽¹⁾⁽²⁾	
	Fiscal year ended March 31,		Fiscal year ended March 31,	
	2013	2014	2013	2014
	(Rs. in millions) (Audited Restated)	(Rs. in millions) (Audited)	(Rs. in millions) (Unaudited)	(Rs. in millions) (Unaudited)
Mobile Services — India	430,705	466,835	129,149	157,564
Mobile Services — South Asia	12,330	17,403	(950)	1,036
Mobile Services — Africa	240,439	272,488	63,147	71,406
Telemedia Services	35,896	39,352	14,644	14,771
Airtel Business	53,203	63,361	8,824	13,807
Digital TV Services	16,295	20,771	452	3,338
Tower Infrastructure Services	49,865	51,087	22,513	22,850
Others	3,359	3,197	108	52
Unallocated	—	—	(1,487)	(2,213)
Eliminations	(73,047)	(77,033)	(3,821)	(4,841)
Total	769,045	857,461	232,579	277,770

(1) Prior to April 1, 2013, the Guarantor accounted for its joint ventures in accordance with the proportionate consolidation method. Subsequently, in accordance with IFRS 11, the Guarantor prepared the financial data for the fiscal year ended March 31, 2014 in accordance with the equity method and restated the financial data for the fiscal year ended March 31, 2013 on the same basis. See Note 3(a) of the 2014 Financials.

(2) EBITDA is defined as earnings before finance income and finance costs, exceptional items, taxation, depreciation and amortization, and share of results of associates and joint ventures (unless otherwise specified). It is not an IFRS measure.

	Total Revenues		EBITDA ⁽¹⁾	
	Fiscal year ended March 31,		Fiscal year ended March 31,	
	2012	2013	2012	2013
	(Rs. in millions) (Audited)		(Rs. in millions) (Unaudited)	
Mobile Services — India and South Asia	403,091	440,235	136,667	135,138
Telemedia Services	37,271	38,158	15,836	16,204
Digital TV Services	12,960	16,294	465	452
Airtel Business	44,541	53,202	8,313	9,361
Tower Infrastructure Services	95,109	103,154	35,944	38,561
Others	3,117	3,533	(412)	(644)
Mobile Services — Africa	198,265	240,439	52,791	63,147
Unallocated	—	—	(9,271)	(9,819)
Eliminations	(79,846)	(91,903)	(3,210)	(3,696)
Total	714,508	803,112	237,123	248,704

(1) EBITDA is defined as earnings before finance income and finance costs, exceptional items, taxation, depreciation and amortization, and share of results of associates and joint ventures (unless otherwise specified). It is not an IFRS measure.

Description of Principal Income Statement Items

Revenue comprises revenue from the rendering of various services and the sale of goods to its customers and is shown net of inter-segmental transactions, discounts, rebates, and VAT, service tax or duty.

Other operating income comprises miscellaneous income and lease rentals.

Operating expenses primarily comprises costs relating to access charges, including interconnection traffic for calls originating but not terminating on the Guarantor's network and roaming costs relating to services provided by other network operators to the Guarantor's customers in areas where the Guarantor does not provide service; network operation costs, including site lease, rental, fuel and security costs; employee costs; and selling, general and administrative expenses, which include customer acquisition costs, advertising and promotional costs and IT and customer care costs.

Depreciation and amortization comprises depreciation of fixed and tangible assets and the amortization of intangible assets. Depreciation is charged to the consolidated income statement on a straight-line basis over the useful lives of items of property and equipment. Amortization of intangible assets mainly includes the amortization of intangible assets such as license fees (including spectrum) and software on a straight-line basis over the estimated useful lives of intangible assets from the date they are available for use.

Share of results of joint ventures and associates comprises the results of the associates and joint ventures incorporated in the Guarantor's consolidated financials using the equity method of accounting. In the Unrestated 2013 Financials and the 2012 Financials, this item includes only the results of associates and does not include the results of joint ventures, which are accounted for in accordance with the proportionate consolidation method.

Finance income primarily comprises interest income on fixed and time deposits; gains on derivative financial instruments; interest and gain on securities held for trading; foreign exchange gains on reinstatements of foreign currency denominated assets and liabilities; and interest on loans.

Finance costs primarily comprises interest and other costs incurred in connection with the borrowing of funds, and losses on derivative financial instruments and hedges and foreign exchange losses on reinstatements of foreign currency denominated assets and liabilities.

Income tax expense (including exceptional items) includes tax payable on current period profit and income tax deferred on account of timing differences.

Exceptional Items comprises items of income or expense within the consolidated statement of income from ordinary activities which are non-recurring and are of such size, nature or incidence that their separate disclosure is considered necessary to explain the performance of the Guarantor.

Exchange differences on translation of foreign operations under other comprehensive income comprises, adjustments resulting from the translation of the assets and liabilities of foreign operations into the reporting currency at the rate of exchange prevailing at the reporting date and translation of statement of comprehensive income at average exchange rates prevailing during the period.

Fiscal year ended March 31, 2014 compared to fiscal year ended March 31, 2013 (restated)

Revenue

The Guarantor's revenue increased 11.5% to Rs. 857,461 million in the fiscal year ended March 31, 2014 from Rs. 769,045 million in the fiscal year ended March 31, 2013. This increase was primarily due to increases in revenues contributed by the Guarantor's mobile services operations in India, Africa and South Asia, as well as increased revenues from its digital TV services and Airtel Business segments.

B2C services:

- *Mobile Services — India:* The Guarantor's mobile services operations in India contributed total revenues of Rs. 466,835 million in the fiscal year ended March 31, 2014, an increase of 8.4% from Rs. 430,705 million for the fiscal year ended March 31, 2013. This resulted primarily from the increase in voice and data usage due to the continued growth in the Guarantor's subscriber base in India, which increased by 9.2% to 205.5 million customers as at March 31, 2014 compared to 188.2 million customers as at March 31, 2013, as well as the improvement in

voice realization per minute (i.e. the ratio of voice revenue to voice minutes on the network) and the increase in overall revenue contribution from data services, with data customers representing 28.3% of the Guarantor's mobile subscriber base in India as at March 31, 2014 compared to 23.1% as at March 31, 2013. The increase in subscribers and usage reflected the greater availability in India of smartphones and higher quality of mobile apps, games and other content, which created demand for data services.

- *Mobile Services — Africa:* The Guarantor's mobile services operations in Africa contributed total revenues of Rs. 272,488 million in the fiscal year ended March 31, 2014, an increase of 13.3% from Rs. 240,439 million for the fiscal year ended March 31, 2013. This resulted primarily from the increase in voice and data usage due to the continued growth in the Guarantor's subscriber base in Africa, which increased by 9.0% to 69.4 million customers as at March 31, 2014 compared to 63.7 million customers as at March 31, 2013, with data customers representing 32.1% of the Guarantor's mobile subscriber base in Africa as at March 31, 2014. The growth in revenues was also attributable in part to the depreciation of the Indian rupee against the U.S. dollar, which is the reporting currency of the Guarantor's African operations. Revenue growth was partially offset by a decline in ARPU due to interconnection rate reductions and competitive pressures resulting in lower tariffs and more promotions.
- *Mobile Services — South Asia:* The Guarantor's mobile services operations in Bangladesh and Sri Lanka contributed total revenues of Rs. 17,403 million in the fiscal year ended March 31, 2014, an increase of 41.1% from Rs. 12,330 million for the fiscal year ended March 31, 2013. This resulted primarily from the increase in voice and data usage due to the continued growth in the Guarantor's subscriber base in South Asia, which increased by 9.0% to 8.6 million customers as at March 31, 2014 compared to 7.9 million customers as at March 31, 2013. The increased subscriber base also reflected a significant growth in the Guarantor's data customer base in South Asia, which increased by 37.8% to 3.1 million customers as at March 31, 2014 compared to 2.2 million customers as at March 31, 2013.
- *Telemedia Services:* The Guarantor's telemedia services segment contributed total revenues of Rs. 39,352 million in the fiscal year ended March 31, 2014, an increase of 9.6% from Rs. 35,896 million for the fiscal year ended March 31, 2013. This increase resulted primarily from an increase in high speed broadband (DSL) customers, driven by the improved processing speed of the Guarantor's broadband network and the Guarantor's focus on quality customer acquisition to reduce churn and an increase in ARPU. The increase in broadband customers and the overall contribution of non-voice revenue to total revenues in the segment also resulted in a significant improvement in ARPU during the period.
- *Digital TV Services (formerly DTH):* The Guarantor's digital TV services segment contributed total revenues of Rs. 20,771 million in the fiscal year ended March 31, 2014, an increase of 27.5% from Rs. 16,295 million for the fiscal year ended March 31, 2013. This increase resulted primarily from significant growth in the Guarantor's digital TV subscriber base, which increased by 11.3% to 9.0 million customers as at March 31, 2014 compared to 8.1 million customers as at March 31, 2013, as well as an increase in ARPU during the period. The Guarantor believes this growth was driven by the digitization (i.e. adoption of digital cable television broadcasting capability) of 38 Indian cities during fiscal year 2014 (in addition to the

four metropolitan areas of Delhi, Mumbai, Kolkata and Chennai that were digitized in fiscal year 2013), enhanced band transponder capacity, greater affordability of HD set-top boxes and the Guarantor's focused marketing efforts.

B2B services:

- *Airtel Business (formerly Enterprise Services):* The Guarantor's Airtel Business segment contributed total revenues of Rs. 63,361 million in the fiscal year ended March 31, 2014, an increase of 19.1% from Rs. 53,203 million for the fiscal year ended March 31, 2013. This increase resulted primarily from the strong growth in its global voice and data business.
- *Tower Infrastructure Services (formerly Passive Infrastructure Services):* Total revenues from the Guarantor's Tower Infrastructure Services segment was Rs. 51,087 million in the fiscal year ended March 31, 2014, an increase of 2.5% from Rs. 49,865 million for the fiscal year ended March 31, 2013. This resulted primarily from an increase in the number of towers owned by Bharti Infratel from 35,119 towers as of March 31, 2013 to 35,905 towers as of March 31, 2014, as well as an increase of 5,564 co-locations over the period. Bharti Infratel from an average of 1.81 co-locations per tower as of March 31, 2013 to an average of 1.90 co-locations per tower as of March 31, 2014. The Guarantor also generated profit from its proportionate ownership in Indus Towers, which was recorded under 'share of results of joint ventures and associates' in accordance with IFRS 11.

Other operating income

The Guarantor's other operating income for the fiscal year ended March 31, 2014 was Rs. 1,174 million, an increase of 176.2% from the Rs. 425 million recorded in the fiscal year ended March 31, 2013, primarily due to one-time gains received during the year.

Operating expenses

The Guarantor's operating expenses increased 8.2% to Rs. 580,865 million in the fiscal year ended March 31, 2014 from Rs. 536,891 million in the fiscal year ended March 31, 2013. This increase was primarily due to increased operating expenses for the Guarantor's India operations, which increased largely due to increases in network operations costs, which rose a result of expansion of the Guarantor's network in India, as well as an increase in license fees, revenue share and spectrum charges, and employee costs. These increases were partially offset by a decrease in selling, general and administrative expenses as a result of the Guarantor's focused effort on reducing monthly churn. Further, the increase in operating expenses was also attributable to the increase in network operation costs in Africa as a result of continued focus on network expansion across the continent. In addition, there was an increase in employee costs as well as selling, general and administration expenses on account of higher primaries and product specific promotions, including airtel money in Africa.

EBITDA

The Guarantor's EBITDA for the fiscal year ended March 31, 2014 was Rs. 277,770 million, a 19.4% increase from Rs. 232,579 million recorded in the fiscal year ended March 31, 2013, while its

EBITDA Margin (i.e. EBITDA for the period divided by total revenues for that period) increased in the fiscal year ended March 31, 2014 to 32.4% from 30.2% in the fiscal year ended March 31, 2013. These increases were primarily the result of improved profitability of the Guarantor's operations in India.

B2C services:

- *Mobile Services — India:* EBITDA related to the Guarantor's mobile services operations in India increased 22.0% to Rs. 157,564 million in the fiscal year ended March 31, 2014 from Rs. 129,149 million in the fiscal year ended March 31, 2013, while EBITDA Margin increased to 33.8% in the fiscal year ended March 31, 2014 from 30.0% in the fiscal year ended March 31, 2013. These increases resulted primarily due to an increase in revenue through improvement in voice realization per minute and increasing contribution of data services, as well as improved cost control measures, particularly through reduction of churn, disciplined spending on marketing and customer acquisition initiatives and greater network optimization.
- *Mobile Services — Africa:* EBITDA related to the Guarantor's mobile services operations in Africa increased 13.1% to Rs. 71,406 million in the fiscal year ended March 31, 2014 from Rs. 63,146 million in the fiscal year ended March 31, 2013, primarily due to an increase in revenue driven by a 9.0% increase in subscriber base, a 18.8% increase in total voice minutes on the network and greater revenue contribution from data services, as well as a reduction in access charges, cost of goods sold and selling, general and administrative expenses. However, EBITDA Margin decreased to 26.2% in the fiscal year ended March 31, 2014 from 26.3% in the fiscal year ended March 31, 2013, primarily due to a decline in ARPU resulting from interconnection rate reductions, competitive pressures resulting in lower tariffs and more promotions, and adverse currency movements.
- *Mobile Services — South Asia:* EBITDA related to the Guarantor's mobile services operations in Bangladesh and Sri Lanka was Rs. 1,036 million in the fiscal year ended March 31, 2014 compared to negative EBITDA of Rs. 950 million in the fiscal year ended March 31, 2013, while EBITDA Margin was 5.9% in the fiscal year ended March 31, 2014 compared to negative 7.7% in the fiscal year ended March 31, 2013. These changes resulted primarily due to an increase in revenue and reduced selling, general and administrative expenses.
- *Telemedia Services:* EBITDA related to the Guarantor's telemedia services segment remained stable at Rs. 14,771 million in the fiscal year ended March 31, 2014 compared to Rs. 14,644 million in the fiscal year ended March 31, 2013. However, EBITDA Margin declined from 40.8% in the fiscal year ended March 31, 2013 to 37.5% in the fiscal year ended March 31, 2014, primarily due to an increase in network operations cost due to network expansion, as well as increased expenditures for marketing and the integration of Telesonic Networks Limited as a wholly owned subsidiary of the Guarantor.
- *Digital TV Services (formerly DTH):* EBITDA related to the Guarantor's digital TV services segment increased to Rs. 3,338 million in the fiscal year ended March 31, 2014 from Rs. 452 million in the fiscal year ended March 31, 2013, while EBITDA Margin increased to 16.0% in the fiscal year ended March 31, 2014 from 2.8% in the fiscal year ended March 31, 2013. These significant increases were primarily due to an increase in revenue and optimization of operating expenses as the business expanded in scale.

B2B services:

- *Airtel Business (formerly Enterprise Services):* EBITDA related to the Guarantor's Airtel Business segment increased by 56.5% to Rs. 13,807 million in the fiscal year ended March 31, 2014 from Rs. 8,824 million in the fiscal year ended March 31, 2013, while EBITDA Margin increased to 21.8% in the fiscal year ended March 31, 2014 from 16.6% in the fiscal year ended March 31, 2013. These increases were primarily due to a shift in focus to data and other non-voice services, as well as an improvement in voice realization.
- *Tower Infrastructure Services (formerly Passive Infrastructure Services):* EBITDA related to the Guarantor's Tower Infrastructure Services segment increased by 1.5% to Rs. 22,850 million in the fiscal year ended March 31, 2014 from Rs. 22,513 million in the fiscal year ended March 31, 2013. However, EBITDA Margin declined slightly from 45.1% in the fiscal year ended March 31, 2013 to 44.7% in the fiscal year ended March 31, 2014, primarily due to the de-merger of Bharti Infratel Ventures Limited, previously a wholly-owned subsidiary of the Guarantor.

Others:

- The Guarantor's other operations recorded EBITDA of Rs. 52 million in the fiscal year ended March 31, 2014, a decrease of 51.9% from Rs. 108 million in the fiscal year ended March 31, 2013, while EBITDA Margin declined from 3.2% in the fiscal year ended March 31, 2013 to 1.6% in the fiscal year ended March 31, 2014. These decreases were primarily due to higher expenses for the corporate headquarters.

Depreciation and amortization

The Guarantor's depreciation and amortization increased 5.6% to Rs. 156,496 million in the fiscal year ended March 31, 2014 from Rs. 148,148 million in the fiscal year ended March 31, 2013. This increase was primarily due to the continued expansion of the Guarantor's networks and investments in new technologies and licenses. Depreciation and amortization expenses associated with the Guarantor's operations in India increased marginally, while depreciation and amortization expenses associated with the Guarantor's operations in Africa increased by 14.1% to Rs. 54,265 million for the fiscal year ended March 31, 2014 from Rs. 47,578 million for the fiscal year ended March 31, 2013, primarily due to continued expansion of the Guarantor's networks and acquisition of licenses during the year. Depreciation and amortization expenses associated with the Guarantor's operations in South Asia increased by 27.4% to Rs. 5,307 million for the fiscal year ended March 31, 2014 from Rs. 4,167 million for the fiscal year ended March 31, 2013, primarily due to additional amortization expenses arising from the 3G license in Bangladesh that the Guarantor secured in fiscal year 2014.

Share of results of joint ventures and associates

The Guarantor's gain from share of results of joint ventures and associates was Rs. 5,211 million in the fiscal year ended March 31, 2014, an increase of 48.6% from a gain of Rs. 3,506 million in the fiscal year ended March 31, 2013, primarily due to the improved profitability of Indus Towers, in which the Guarantor held a 33.4% effective ownership interest as at March 31, 2014.

Finance income

The Guarantor's finance income increased 39.8% to Rs. 7,133 million in the fiscal year ended March 31, 2014 from Rs. 5,103 million in the fiscal year ended March 31, 2013. This increase was primarily due to an increase in dividends and gains on securities held for trading relating to short-term investments made with the unused portion of the proceeds from the initial public offering of the equity shares of Bharti Infratel in 2012.

Finance costs

The Guarantor's finance costs increased 22.9% to Rs. 55,513 million in the fiscal year ended March 31, 2014 from Rs. 45,187 million in the fiscal year ended March 31, 2013. This increase was primarily due to foreign exchange fluctuations and depreciation of the Indian rupee and several African currencies against the U.S. dollar during the period, which resulted in net exchange loss of Rs. 7,321 million for the fiscal year ended March 31, 2014 compared to Rs. 3,200 million for the fiscal year ended March 31, 2013, as well as losses on derivative financial instruments.

Exceptional income, net

The Guarantor recorded net exceptional income of Rs. 538 million in the fiscal year ended March 31, 2014, relating primarily to a gain on account of the de-merger of Bharti Infratel Ventures Limited, previously a wholly-owned subsidiary of the Guarantor offset by an additional depreciation charge resulting from the reassessment of the residual useful lives of certain categories of network assets.

Income tax expense

The Guarantor's income tax expense increased 92.4% to Rs. 48,449 million in the fiscal year ended March 31, 2014 from Rs. 25,184 million in the fiscal year ended March 31, 2013. The increase was mainly attributable to improved profitability of the Guarantor's India operations and a change in profit and loss mix between operating companies in Africa. Further, an increase in withholding taxes due to increased up-streaming of income from subsidiary companies in Africa and increased tax provision on account of settlement of various disputes/ uncertain tax position, further added to the increase in the income tax expense.

Exchange differences on translation of foreign operations

The Guarantor recorded a gain from exchange differences on translation of foreign operations of Rs. 15,566 million in the fiscal year ended March 31, 2014 compared to a loss of Rs. 25,669 million in the fiscal year ended March 31, 2013. This change was primarily due to the impact of the foreign exchange rate movements of the rupee against the functional currencies of the Guarantor's subsidiaries operating in Africa, Bangladesh and Sri Lanka. For more information on the Guarantor's accounting policies with respect to translation of foreign operations' financial statements, see Note 3.15(c) of the 2014 Financials.

Fiscal year ended March 31, 2013 (unrestated) compared to fiscal year ended March 31, 2012

Revenue

The Guarantor's revenue increased 12.4% to Rs. 803,112 million in the fiscal year ended March 31, 2013 from Rs. 714,508 million in the fiscal year ended March 31, 2012. This increase was primarily

due to increases in revenues contributed by the Guarantor's growing mobile services segment for India and South Asia, as well as increased revenues from the Guarantors' African operations and digital TV services and Airtel Business segments.

B2C services:

- *Mobile Services — India and South Asia:* The Guarantor's mobile services operations in India and South Asia contributed total revenues of Rs. 440,235 million in the fiscal year ended March 31, 2013, an increase of 9.2% from Rs. 403,091 million in the fiscal year ended March 31, 2012, despite reductions in tariffs during the year in response to increased competition. This resulted in part from the increase in voice and data usage due to the continued growth in the Guarantor's subscriber base in India, which increased by 3.8% to 188.2 million as at March 31, 2013 from 181.3 million as at March 31, 2012, aided by a decrease in customer churn rate. The increase in revenue was also attributable to an increase in non-voice revenues as a result of greater focus on non-voice and data service offerings, as well as the expansion of the Guarantor's 3G network and the launch of its 4G services in Chandigarh, Mohali and Panchkula.
- *Mobile Services — Africa:* The Guarantor's mobile services operations in Africa contributed total revenues of Rs. 240,439 million in the fiscal year ended March 31, 2013, an increase of 21.3% from Rs. 198,265 million contributed in the fiscal year ended March 31, 2012, despite reductions in tariffs during the year in response to increased competition. This result was primarily due to an increase in the Guarantor's distribution reach and network expansion, including 3G sites, which resulted in a 19.9% increase in the total subscriber base in Africa, from 53.1 million as of March 31, 2012 to 63.7 million as of March 31, 2013, together with an increase in non-voice revenues as a percentage of total revenues from the segment from 10.6% in the fiscal year ended March 31, 2012 to 17.7% in the fiscal year ended March 31, 2013.
- *Telemedia Services:* The Guarantor's telemedia services segment contributed total revenues of Rs. 38,158 million in the fiscal year ended March 31, 2013, an increase of 2.4% from Rs. 37,271 million contributed in the fiscal year ended March 31, 2012. This increase resulted primarily from increases in data usage and an increase of high speed broadband customers. During the fiscal year ended March 31, 2013, the Guarantor promoted high speed broadband services in the top 87 cities of India, where the most demand existed, and data solutions to the small and medium business and home segments. Traditional voice revenue declined for this period while non-voice revenue increased, contributing 58.2% of segment revenues for this period, as compared to 55.8% for the fiscal year ended March 31, 2012.
- *Digital TV Services (formerly DTH):* The Guarantor's digital TV services segment contributed total revenues of Rs. 16,294 million in the fiscal year ended March 31, 2013, a 25.7% increase from Rs. 12,960 million contributed in the fiscal year ended March 31, 2012. This increase resulted primarily from growth in the Guarantor's DTH subscriber base, which reached 8.1 million customers as of March 31, 2013, an increase of 12.1% from 7.2 million customers as of March 31, 2012, which was driven in part by the Guarantor's focus on marketing in key traditional and modern retail outlets across India and the increasing transition from cable to digital broadcasting in several Indian cities. The Guarantor also took measures such as

decreasing the free preview period and implementing pricing corrections to improve ARPU, which increased by 10.8% from Rs. 166 in the fiscal year ended March 31, 2012 to Rs. 184 in the fiscal year ended March 31, 2013.

B2B services:

- *Airtel Business (formerly Enterprise Services):* The Guarantor's Airtel Business segment contributed total revenues of Rs. 53,202 million in the fiscal year ended March 31, 2013, an increase of 19.4% from Rs. 44,541 million contributed in the fiscal year ended March 31, 2012. This increase resulted primarily from an increase in customer accounts and usage as the Guarantor expanded its geographic coverage, service and product offerings.
- *Tower Infrastructure Services (formerly Passive Infrastructure Services):* Total revenues from the Guarantor's Tower Infrastructure Services segment, including Bharti Infratel and its proportionate ownership in Indus Towers, was Rs. 103,154 million in the fiscal year ended March 31, 2013, an increase of 8.5% from Rs. 95,109 million contributed in the fiscal year ended March 31, 2012. This resulted primarily from an increase in the number of towers (taking into consideration the Guarantor's proportionate ownership interest in Indus Towers) from 79,064 towers as of March 31, 2012 to 82,083 towers as of March 31, 2013, as well as an increased tower sharing ratio from an average of 1.89 co-locations per tower as of March 31, 2012 to an average of 1.91 co-locations per tower as of March 31, 2013.

Others:

- The Guarantor's other operations contributed total revenues of Rs. 3,533 million in the fiscal year ended March 31, 2013, an increase of 13.3% from Rs. 3,117 million in the fiscal year ended March 31, 2012.

Other operating income

The Guarantor's other operating income for the fiscal year ended March 31, 2013 was Rs. 478 million, a decrease of 13.1% from Rs. 550 million recorded in the fiscal year ended March 31, 2012.

Operating expenses

The Guarantor's operating expenses increased 16.1% to Rs. 554,886 million in the fiscal year ended March 31, 2013 from Rs. 477,935 million in the fiscal year ended March 31, 2012. Operating expenses for the Guarantor's India and South Asia operations increased 14.7% to Rs. 384,416 million in the fiscal year ended March 31, 2013 from Rs. 335,073 million in the fiscal year ended March 31, 2012. This increase was primarily due to increases in network operations costs, which rose as a result of the expansion of the Guarantor's network in India and Bangladesh, as well as an increase in access charges, employee costs, and selling, general and administration expenses. Operating expenses for the Guarantor's Africa operations increased primarily due to an increase in network operations costs in relation to the roll out of 1,822 (net) new network sites in Africa, as well as increased employee costs, trading inventory consumption (due to an increase in sale of devices) and other selling, general and administrative costs.

EBITDA

The Guarantor's EBITDA for the fiscal year ended March 31, 2013 was Rs. 248,704 million, an increase of 4.9% from Rs. 237,123 million recorded in the fiscal year ended March 31, 2012. The Guarantor's EBITDA Margin declined in the fiscal year ended March 31, 2013 to 31.0% from 33.2% in the fiscal year ended March 31, 2012. This result reflected a reduction in margins as tariffs were lowered in response to increased competition in India and Africa, along with an increase in the cost of operations associated with significant network expansion and energy cost escalations.

B2C services:

- *Mobile Services — India and South Asia:* EBITDA related to the Guarantor's India and South Asia mobile services decreased by 1.1% to Rs. 135,138 million in the fiscal year ended March 31, 2013 from Rs. 136,667 million in the fiscal year ended March 31, 2012, while EBITDA Margin declined from 33.9% in the fiscal year ended March 31, 2012 to 30.7% in the fiscal year ended March 31, 2013. This was primarily due to reductions in tariffs in response to increased competition and higher operating costs related to expansion of the Guarantor's 3G and 4G network infrastructure.
- *Mobile Services — Africa:* EBITDA related to the Guarantor's Africa mobile services operations increased 19.6% to Rs. 63,147 million in the fiscal year ended March 31, 2013 from Rs. 52,791 million in the fiscal year ended March 31, 2012. This result reflected the increased revenues generated from the Guarantor's increasing subscriber base across its Africa operations resulting from the continued expansion of its 3G network (offered in 14 African countries as of March 31, 2013) and the improving stability of its existing 2G network. The Guarantor also entered into agreements with major wireless device manufacturers to increase the sales of data-enabled handsets and tablets, particularly those with 3G connectivity, to expand its subscriber base in Africa. The increase in subscriber base was offset by lower profit margins due to a reduction in tariffs in response to intensifying competition in Africa, which resulted in EBITDA Margin declining slightly to 26.3% in the fiscal year ended March 31, 2013 from 26.6% in the fiscal year ended March 31, 2012.
- *Telemedia Services:* EBITDA related to telemedia services increased by 2.3% to Rs. 16,204 million in the fiscal year ended March 31, 2013 from Rs. 15,836 million in the fiscal year ended March 31, 2012. This increase resulted primarily from an increase in ARPU from Rs. 933 for the fiscal year ended March 31, 2012 to Rs. 978 for the fiscal year ended March 31, 2013 due to an increase in high speed broadband (DSL) customers and increasing internet usage in India. EBITDA Margin remained stable at 42.5% for the fiscal year ended March 31, 2013, the same figure recorded for the fiscal year ended March 31, 2012.
- *Digital TV Services (formerly DTH):* EBITDA related to digital TV services decreased by 2.8% to Rs. 452 million in the fiscal year ended March 31, 2013 from Rs. 465 million in the fiscal year ended March 31, 2012, while EBITDA Margin declined to 2.8% in the fiscal year ended March 31, 2013 from 3.6% in the fiscal year ended March 31, 2012. The decrease resulted primarily from changes in agreements with content providers resulting in higher expenses for the year, although total revenues and ARPU from digital TV services increased from fiscal 2012 to fiscal 2013.

B2B services:

- *Airtel Business (formerly Enterprise Services):* EBITDA related to the Guarantor's Airtel Business segment increased 12.6% to Rs. 9,361 million in the fiscal year ended March 31, 2013 from Rs. 8,313 million contributed in the fiscal year ended March 31, 2012, primarily due to increases in tariffs and improved collection rates. However, EBITDA Margin declined to 17.6% in the fiscal year ended March 31, 2013 from 18.7% in the fiscal year ended March 31, 2012. This decline was primarily the result of an increase in license fees, regulatory charges and access charges driven by an increase in global voice revenues.
- *Tower Infrastructure Services (formerly Passive Infrastructure Services):* EBITDA related to the Guarantor's Tower Infrastructure Services segment increased 7.3% to Rs. 38,561 million in the fiscal year ended March 31, 2013 from Rs. 35,944 million in the fiscal year ended March 31, 2012. This increase resulted primarily from an increase in the tower sharing ratio of Bharti Infratel and its proportionate ownership in Indus Towers from an average of 1.89 co-locations per tower as of March 31, 2012 to an average of 1.91 co-locations per tower as of March 31, 2013. This increased tower sharing ratio resulted in both increased revenues across the Guarantor's Tower Infrastructure Services operations, as well as increased operating margins. EBITDA Margin in this segment decreased slightly to 37.4% in the fiscal year ended March 31, 2013 from 37.8% in the fiscal year ended March 31, 2012.

Others:

- The Guarantor's other operations recorded negative EBITDA of Rs. 644 million in the fiscal year ended March 31, 2013, compared to negative EBITDA of Rs. 412 million in the fiscal year ended March 31, 2012, primarily due to higher expenses for the corporate headquarters.

Depreciation and amortization

The Guarantor's depreciation and amortization increased 15.9% to Rs. 154,964 million in the fiscal year ended March 31, 2013 from Rs. 133,681 million in the fiscal year ended March 31, 2012. This increase was primarily due to the continued expansion of the Guarantor's networks and investments in new technologies and licenses. Depreciation and amortization expenses associated with the Guarantor's operations in India and South Asia increased by 12.9% to Rs. 107,386 million for the fiscal year ended March 31, 2013 from Rs. 95,037 million for the fiscal year ended March 31, 2012. Depreciation and amortization expenses associated with the Guarantor's operations in Africa increased by 23.1% to Rs. 47,578 million for the fiscal year ended March 31, 2013 from Rs. 38,644 million for the fiscal year ended March 31, 2012.

Share of results of associates

The Guarantor's loss from share of results of associates was Rs. 76 million in the fiscal year ended March 31, 2013, an increase of 2.7% from a loss of Rs. 74 million in the fiscal year ended March 31, 2012.

Finance income

The Guarantor's finance income increased 113.1% to Rs. 5,633 million in the fiscal year ended March 31, 2013 from Rs. 2,643 million in the fiscal year ended March 31, 2012. This increase was

primarily due to an 81.7% increase in net gain on securities held for trading and a 259.1% increase in interest income on others, primarily arising out of a favorable TDSAT judgment in respect of an outstanding dispute pertaining to interconnect agreements.

Finance costs

The Guarantor's finance costs increased 21.2% to Rs. 49,477 million in the fiscal year ended March 31, 2013 from Rs. 40,828 million in the fiscal year ended March 31, 2012. This increase was primarily due to increased interests costs associated with the Guarantor's floating rate borrowings in Africa, the impact of interest on BWA loans in India and the impact of rupee translation of the Guarantor's foreign-denominated interest costs for borrowings in Africa.

Income tax expense

The Guarantor's income tax expense increased 20.1% to Rs. 27,151 million in the fiscal year ended March 31, 2013 from Rs. 22,602 million in the fiscal year ended March 31, 2012. The increase was primarily due to an increase in the Guarantor's taxable profits, a dividend distribution tax of Rs. 1,031 million and an additional tax charge of Rs. 1,424 million in the fiscal year ended March 31, 2013 due to changes in tax rates in India.

Exchange differences on translation of foreign operations

Exchange differences on translation of foreign operations recorded a loss of Rs. 25,669 million in the fiscal year ended March 31, 2013, compared to a loss of Rs. 20,410 million in the fiscal year ended March 31, 2012. This change was primarily due to the impact of the foreign exchange rate movements of the rupee against the functional currencies of the Guarantor's subsidiaries operating in Africa, Bangladesh and Sri Lanka. For more information on the Guarantor's accounting policies with respect to translation of foreign operations' financial statements, see Note 3.16(c) of the Unrestated 2013 Financials.

Liquidity and Capital Resources

The Guarantor believes that liquidity is its most important financial risk to manage, particularly in light of the capital intensive nature of its operations. The Guarantor's principal source of funding has been, and is expected to continue to be, cash generated from operations, supported by funding from bank borrowings and the capital markets. In the fiscal years ended March 31, 2012, 2013 and 2014, the Guarantor met its funding requirements, including capital expenditures, satisfaction of debt obligations, investments, taxes, other working capital requirements, dividends and other cash outlays, principally with funds generated from operations, equity issuances and proceeds from its U.S. dollar notes, Euro-denominated notes and Swiss Franc-denominated bonds, with the balance principally met using external borrowings, including both secured and unsecured short-term as well as long-term facilities (in both rupees and other currencies).

The Guarantor focuses on ensuring that it has sufficient committed loan facilities to meet short-term business requirements, after taking into account cash flows from operations and its holding of cash and

cash equivalents, as well as any existing restrictions on distributions. Management believes that the Guarantor's committed loan facilities and cash generation will be sufficient to cover its likely short-term cash requirements.

The Guarantor has an extensive capital expenditure program related to all aspects of its business, which it expects to fund through a combination of cash flow from operations and external borrowings. The Guarantor may also consider further issuances of equity or debt instruments as a means to fund its capital expenditure program, although it currently has no definite plans to do so. See “— Capital Expenditure.”

The Guarantor's principal sources of external financing include both secured and unsecured short-term and long-term facilities (in both rupees and other currencies), as well as proceeds from the issuance of its debt securities. See “Description of Other Indebtedness.” The Guarantor is required to secure certain of its domestic borrowings, in line with established market practices in India. As at March 31, 2014, the Guarantor had total debt of Rs. 758,958 million (U.S.\$12,628 million). Rs. 115,869 million (U.S.\$1,928 million) of this was secured debt and Rs. 643,089 million (U.S.\$10,700 million) was unsecured debt.

Due to the international nature of the Guarantor's operations and the multitude of currencies in which it earns revenues and cash flows, a significant portion of the Guarantor's debt is denominated in currencies other than the Indian rupee. These include debt denominated in the respective local currencies of various geographies in which the Guarantor has operations (e.g., Nigerian Naira for its operations in Nigeria). As at March 31, 2014, 91.5% of the Guarantor's total debt was denominated in foreign currency, principally in U.S. dollars, Euros and Nigerian Naira. As at March 31, 2014, the Guarantor had total overdraft outstanding of Rs. 10,233 million (U.S.\$170 million). See “— Debt and Debt Funding” below.

As at March 31, 2014, the Guarantor had cash and cash equivalents of Rs. 49,808 million (U.S.\$829 million). The Guarantor seeks, in normal circumstances, to maintain a substantial cash and cash equivalents balances to provide it with financial and operational flexibility. The Guarantor's cash is placed in bank fixed deposits, certificates of deposit, Government securities, bonds issued by corporates with high credit ratings and debt mutual funds.

In the Guarantor's principal place of operations, India, exchange controls restrict the conversion of rupees into and from other currencies, primarily for capital account convertibility. The restrictions are not expected to have any material effect on the Issuer's ability to meet its ongoing obligations in respect of the Notes or the Guarantor's obligations in respect of the Guarantee. For information on exchange controls and the Guarantor guarantee obligations in respect of the Notes, see “Description of the Dollar Notes and Guarantee,” “Description of the Euro Notes and Guarantee” and “Enforcement of the Guarantee.”

Cash Flow Analysis

The following table sets forth the Guarantor's cash flow data for the periods indicated. Cash flow data for the fiscal year ended March 31, 2013 has been extracted both from the Restated 2013 Financials and the Unrestated 2013 Financials, as indicated in the relevant columns below. The discussion below compares cash flows for fiscal years 2014 and 2013 as extracted from the 2014 Financials and compares cash flows for fiscal years 2013 and 2012 as extracted from the Unrestated 2013 Financials.

	Fiscal year ended March 31,				
	2012	2013	2013	2014	2014
	(Rs. in millions)	(Rs. in millions)	(Rs. in millions)	(Rs. in millions)	(U.S.\$ in millions) ⁽¹⁾
	(Audited)	(Audited)	(Audited Restated)	(Audited)	(Unaudited)
Net cash inflow from operating activities	225,438	234,830	227,699	262,326	4,330
Net cash outflow from investing activities	(183,795)	(189,057)	(186,761)	(249,733)	(4,122)
Net cash inflow / (outflow) from financing activities	(40,107)	(49,658)	(45,655)	27,744	458
Net increase / (decrease) in cash and cash equivalents during the period	<u>1,536</u>	<u>(3,885)</u>	<u>(4,717)</u>	<u>40,337</u>	<u>666</u>
Balance as at the beginning of the period	<u>6,008</u>	<u>8,037</u>	<u>7,652</u>	<u>1,311</u>	<u>22</u>
Effect of exchange rate changes on cash and cash equivalents	493	(1,624)	(1,624)	(2,073)	(35)
Balance as at the end of the period	<u>8,037</u>	<u>2,528</u>	<u>1,311</u>	<u>39,575</u>	<u>653</u>

(1) For the reader's convenience, U.S. dollar translations of Indian rupee amounts for the fiscal year ended March 31, 2014 have been provided at a rate of U.S.\$1.00 = Rs. 60.59, the average exchange rate for the fiscal year ended March 31, 2014 based on the RBI Reference Rate.

Operating Activities

Net cash inflow from operating activities was Rs. 262,326 million for the fiscal year ended March 31, 2014 compared to Rs. 227,699 million for the fiscal year ended March 31, 2013 (restated after giving effect to IFRS 11). Net cash inflow in the fiscal year ended March 31, 2014 was higher principally as a result of increased cash flow contributed by the Guarantor's India operations, which experienced increased cash flow generated by continued increases in the Guarantor's Indian subscriber base. Increased cash flow generated by the Guarantor's growing Africa and South Asia operations also contributed to the increase in cash flow.

Net cash inflow from operating activities was Rs. 234,830 million for the fiscal year ended March 31, 2013 (as originally reported) compared to Rs. 225,438 million for the fiscal year ended March 31, 2012. Net cash inflow in the fiscal year ended March 31, 2013 was higher principally as a result of increased cash flow contributed by the Guarantor's Africa operations. Other significant factors affecting the net cash flow from operating activities in the fiscal year ended March 31, 2013 included increased cash flow generated by continued increases in the Guarantor's Indian subscriber base.

Investing Activities

Net cash outflow from investing activities was Rs. 249,733 million in the fiscal year ended March 31, 2014 compared to Rs. 186,761 million in the fiscal year ended March 31, 2013 (restated after giving effect to IFRS 11). Net cash outflow from investing activities during the fiscal year ended March 31, 2014 was higher principally as a result of an increase in purchase of intangible assets relating primarily to advances paid to the Government for the additional 115.0 MHz of spectrum won in the January 2014 auction and increases in loans to joint ventures relating to loans extended to Airtel Broadband Services Private Limited (formerly known as Wireless Business Services Private (Limited)) before it became a subsidiary of the Guarantor on June 25, 2013, partially offset by, among other things, a decrease in short-term investments.

Net cash outflow from investing activities was Rs. 189,057 million in the fiscal year ended March 31, 2013 (as originally reported) compared to Rs. 183,795 million in the fiscal year ended March 31, 2012. The increase related primarily to short-term investments in liquid securities made with the unutilized portion of the proceeds from the initial public offering of the equity shares of Bharti Infratel in 2012, partially offset by, among other things, higher investment in subsidiary in fiscal year 2012 due to the balance payment for the acquisition of Zain in fiscal year 2012.

Financing Activities

Net cash inflow from financing activities was Rs. 27,744 million in the fiscal year ended March 31, 2014 compared to net cash outflow from financing activities of Rs. 45,655 million in the fiscal year ended March 31, 2013 (restated after giving effect to IFRS 11). The cash provided by financing activities in the fiscal year ended March 31, 2014 consisted primarily of Rs. 362,677 million in borrowings (including short-term borrowings), as well as Rs. 67,956 million raised from the issuance of equity shares in a preferential allotment in the first quarter of fiscal 2014. Proceeds from borrowings included Rs. 27,200 million, Rs. 83,857 million and Rs. 23,631 million from the issuance of U.S. dollar senior notes, Euro-denominated senior notes and Swiss Franc-denominated bonds, respectively, during fiscal 2014. This was partially offset by, among other things, repayments of borrowings in the amount of Rs. 348,425 million during the fiscal year ended March 31, 2014 primarily relating to repayments of borrowings made in connection with the financing of the acquisition of Zain. In the fiscal year ended March 31, 2013, net cash outflow from in financing activities was principally as a result of net repayment of borrowings and payment of interest and other finance charges, partially offset by proceeds of Rs. 32,303 million raised from the initial public offering of shares of Bharti Infratel Limited.

Net cash outflow from financing activities was Rs. 49,658 million in the fiscal year ended March 31, 2013 (as originally reported) compared to net cash outflow from financing activities of Rs. 40,107 million in the fiscal year ended March 31, 2012. The net cash outflow from financing activities in the fiscal year ended March 31, 2013 resulted primarily from Rs. 335,725 million in repayment of borrowings, including short-term borrowings on a net basis and Rs. 39,433 million in payment of interest and other finance charges, partially offset by, among other things, proceeds from borrowings of Rs. 312,800 million. Net cash outflow from financing activities in the fiscal year ended March 31, 2012 consisted primarily of Rs. 167,694 million in repayment of borrowings, including short-term borrowings on a net basis, and Rs. 32,352 million in interest payments made mainly in

connection with the financing of the acquisition of Zain Africa B.V. and capital expenditure related to 3G and BWA spectrum auction fees in India. These were partially offset by, among other things, proceeds from borrowings (excluding short-term borrowings) of Rs. 164,864 million.

Capital Expenditure

The Guarantor's operations are capital intensive and the Guarantor requires significant maintenance capital expenditure as well as additional capital spending to support its growth and development strategy.

The table below sets forth the Guarantor's capital expenditures, including for intangible assets such as licenses, spectrum bandwidth and software, for the periods stated. Capital expenditures for fiscal year 2013 are extracted from the Restated 2013 Financials and the Unrestated 2013 Financials, as indicated below.

	Capital Expenditures (Rs. in millions) (Audited)
March 31, 2012	143,978
March 31, 2013	145,918
March 31, 2013 (restated)	134,698
March 31, 2014	176,987

The following tables summarize the Guarantor's capital expenditures, including for intangible assets, by segment for the fiscal years ended March 31, 2013 and 2014. Segment data for fiscal year 2013 has been extracted from the Restated 2013 Financials.

	Fiscal year ended March 31,	
	2013⁽¹⁾⁽²⁾ (Rs. in millions) (Audited Restated)	2014 (Rs. in millions) (Audited)
Mobile Services — India	59,675	103,727
Mobile Services — South Asia	5,179	13,555
Mobile Services — Africa	43,054	41,634
Telemedia Services	4,858	8,856
Airtel Business	6,121	7,648
Digital TV Services	7,618	6,235
Tower Infrastructure Services	11,003	7,568
Others	—	—
Unallocated	3,034	212
Eliminations	<u>(5,844)</u>	<u>(12,448)</u>
Total	<u><u>134,698</u></u>	<u><u>176,987</u></u>

(1) Prior to April 1, 2013, the Guarantor accounted for its joint ventures in accordance with the proportionate consolidation method. Subsequently, in accordance with IFRS 11, the Guarantor prepared the financial data for the fiscal year ended March 31, 2014 in accordance with the equity method and restated the financial data for the fiscal year ended March 31, 2013 on the same basis. See Note 3(a) of the 2014 Financials.

(2) See “— Segment Results” above for more information concerning the Guarantor's segment reclassifications effective April 1, 2013.

The Guarantor's historical capital expenditures for fiscal years 2013 and 2014 relate principally to the expansion of the Guarantor's 3G network and optical fiber network and the laying of the 4G network in India and its 2G and 3G network in Africa.

For the fiscal year that will end on March 31, 2015, the Guarantor has budgeted an estimated U.S.\$2.2 billion to U.S.\$2.6 billion for capital expenditures, of which an estimated U.S.\$1.3 billion to U.S.\$1.5 billion will be for the Guarantor's India operations, U.S.\$990 million to U.S.\$1.1 billion will be for the Guarantor's Africa mobile services, and U.S.\$60 million to U.S.\$80 million will be for the Guarantor's South Asia mobile services.

The Guarantor expects to fund its budgeted capital expenditures principally through a combination of cash from operations and external borrowings. The figures in the Guarantor's capital expenditure plans are based on management's estimates and have not been appraised by an independent organization. Since capital commitments that have been approved but not committed to contract may be subject to change, and because the Guarantor may from time to time determine to undertake additional capital projects, actual capital expenditures in future years may be more or less than the amounts shown above. There can be no assurance that the Guarantor will execute its capital expenditure plans as contemplated at or below estimated costs.

Contractual Obligation for Spectrum

In January 2014, the Guarantor participated in the 1800 Mhz and 900 Mhz spectrum auctions and won the auction for spectrum licenses in various Circles (including licenses in Rajasthan and North East Circles) for Rs. 184,386 million. The Guarantor has opted for an annual payment option offered by the DoT, under which the Guarantor has made an upfront payment of Rs. 55,257 million (including for Rajasthan and North East Circles) and is now required to make 10 annual payments of Rs. 25,428 million each year beginning in 2017, which may further result in increased indebtedness. In its consolidated financial statements for fiscal year 2014, the Guarantor has represented this liability as a capital commitment contingent on receipt of the spectrum. Following receipt of new and/or renewed spectrum, the amount payable will be classified under financial liabilities.

The following table shows the Guarantor's contractual payment obligations by maturity for the spectrum licenses it won in the January 2014 auctions.

	As of March 31, 2014				Total
	Less than 1 Year	1 to 2 Years	2 to 5 Years	More than 5 years	
	(Rs. in millions)				
Annual payment	—	—	76,285	177,998	254,283
Interest	—	—	71,933	53,222	125,154
Principal	—	—	4,352	124,777	129,129

Debt and Debt Funding

The Guarantor runs a centralized treasury function. The Guarantor has stable relationships with a large variety of debt providers, principally commercial banks. In addition, the Guarantor raises money in the

capital markets through the issue of debt securities. In fiscal years 2013 and 2014, the Issuer issued U.S. dollar senior notes, guaranteed by the Guarantor, in the aggregate amount of U.S.\$1,500,000,000, due March 11, 2023, including U.S.\$1,000,000,000 5.125% notes issued on March 11, 2013 and a follow-on issue of U.S.\$500,000,000 5.125% notes issued on April 3, 2013. In fiscal year 2014, the Issuer issued Euro-denominated senior notes, guaranteed by the Guarantor, in the aggregate amount of €1,000,000,000, due December 3, 2018, including €750,000,000 4.00% notes issued on December 10, 2013 and a follow-on issue of €250,000,000 4.00% notes issued on January 16, 2014. In fiscal year 2014, the Issuer also issued Swiss Franc bonds, guaranteed by the Guarantor, in the aggregate amount of CHF350,000,000, due March 31, 2020, with a fixed rate coupon of 3.00% per annum. For more details of the Guarantor's outstanding debt, see "Description of Other Indebtedness."

As at March 31, 2014, after taking into account the effect of interest rate swaps, 12.2% of the Guarantor's total debt carried a fixed interest rate. As at March 31, 2014, the proportion of the Guarantor's short-term debt to total debt was 27.5% and its proportion of secured to unsecured debt was 18.0%.

The Guarantor's debt obligations as at March 31, 2014 are set forth below:

Long term debt

	<u>As at March 31, 2013</u>	<u>As at March 31, 2014</u>
	(Rs. in millions) (Audited Restated)	(Rs. in millions) (Audited)
Secured		
Term loans	86,332	106,539
Others	19	13
Total	86,351	106,552
Less: current portion	<u>(11,625)</u>	<u>(21,680)</u>
 Total secured loans, net of current portion debt	 <u>74,726</u>	 <u>84,872</u>
Unsecured		
Term loans	461,054	361,618
Non-convertible bonds ⁽¹⁾	54,057	193,321
Total	515,111	554,939
Less: current portion	<u>(20,700)</u>	<u>(89,892)</u>
 Total unsecured loans, net of current portion debt	 <u>494,411</u>	 <u>465,047</u>
 Total	 <u><u>569,137</u></u>	 <u><u>549,919</u></u>

Note:

(1) Reduced by Rs. nil and Rs. 3,491 million as at March 31, 2013 and March 31, 2014, respectively, for the impact of change in fair value with respect to the hedged risk.

Short-term debt and current portion of long term debt

	As at March 31, 2013	As at March 31, 2014
	(Rs. in millions) (Audited Restated)	(Rs. in millions) (Audited)
Secured		
Term loans	5,919	8,907
Bank overdraft	5,438	410
Total	11,357	9,317
Add: current portion of long term debt	<u>11,625</u>	<u>21,680</u>
Total secured loans, including current portion debt	<u>22,982</u>	<u>30,997</u>
Unsecured		
Term loans	45,215	78,327
Bank overdraft	9,329	9,823
Total	54,544	88,150
Add: current portion of long term debt	<u>20,700</u>	<u>89,892</u>
Total unsecured loans, including current portion debt	<u>75,244</u>	<u>178,042</u>
Total	<u><u>98,226</u></u>	<u><u>209,039</u></u>

The Guarantor's secured loans are secured by charges over various fixed assets and other assets in certain overseas subsidiaries.

The Guarantor had total overdraft outstanding of Rs. 10,233 million (U.S.\$170 million) as at March 31, 2014.

The following table sets forth information with regard to the Guarantor's total debt by currency, in terms of fixed or floating rate as at March 31, 2014. The details below are gross of debt obligation costs and fair value adjustments with respect to the hedged risk:

	Currency of borrowings as at March 31, 2014		
	Total Borrowings	Floating rate borrowings	Fixed rate borrowings
	(Rs. in millions) (Audited)		
Indian rupee	64,913	64,900	13
U.S. Dollar	460,859	367,518	93,341
Euro	111,917	29,235	82,682
Swiss Franc	23,808	—	23,808
Nigerian Naira	70,460	70,460	—
Central African CFA Franc	12,082	—	12,082
West African CFA Franc	8,434	—	8,434
Others	<u>15,371</u>	<u>5,505</u>	<u>9,866</u>
Total	<u><u>767,844</u></u>	<u><u>537,618</u></u>	<u><u>230,226</u></u>

The Guarantor's loan agreements and other debt arrangements contain a number of covenants that could potentially affect its ability to draw down funds. These covenants are generally similar to covenants contained in loan agreements and debt arrangements of similarly situated issuers, and include cross-default provisions, negative pledge provisions and limitations on certain sale-and-leaseback transactions. In addition, the Guarantor's term loan facilities contain a number of financial covenants. See "Description of Other Indebtedness."

Maturity of Borrowings

The table below summarizes the maturity profile of the Guarantor's borrowings based on contractual undiscounted payments. The details given below are gross of debt origination cost and fair value adjustments with respect to the hedged risk.

<u>Maturity</u>	<u>As at March 31, 2013</u>	<u>As at March 31, 2014</u>
	(Rs. in millions)	(Rs. in millions)
	(Audited Restated)	(Audited)
Within one year	98,535	210,163
Between one and two years	171,181	123,589
Between two and five years	340,942	301,480
Over five years	59,764	132,612
Total	<u>670,422</u>	<u>767,844</u>

Off Balance Sheet Arrangements and Contingent Liabilities

As of March 31, 2014, except as disclosed in Notes 35 and 36 of the 2014 Financials, the Guarantor had no other contingent liabilities or off balance sheet arrangements.

Quantitative and Qualitative Disclosure about Market Risk

Market risk is the risk that the fair value of future cash flows of a financial instrument will fluctuate because of changes in market prices. Market risk comprises three types of risks: currency rate risk, interest rate risk and other price risks, such as equity risk. Financial instruments affected by market risk include loans and borrowings, deposits, investments, and derivative financial instruments.

The sensitivity analyses in the following sections relate to the Guarantor's position as of March 31, 2014.

The sensitivity analyses have been prepared on the basis that the amount of net debt, the ratio of fixed to floating interest rates of the debt and derivatives and the proportion of financial instruments in foreign currencies are all constant.

The analyses exclude the impact of movements in market variables on the carrying value of post-employment benefit obligations, provisions and on the non-financial assets and liabilities of foreign operations.

The following assumptions have been made in calculating the sensitivity analyses:

- The statement of financial position sensitivity relates to derivatives financial instruments.
- The sensitivity of the relevant statement of comprehensive income item is the effect of the assumed changes in respective market risks. This is based on the financial assets and financial liabilities held at March 31, 2014.
- The Guarantor's activities expose it to a variety of financial risks, including the effects of changes in foreign currency exchange rates and interest rates. The Guarantor uses derivative financial instruments such as foreign exchange contracts and interest rate swaps to manage its exposures to foreign exchange fluctuations and interest rate.

Foreign Currency Risk

Foreign currency risk is the risk that the fair value or future cash flows of a financial instrument will fluctuate because of changes in foreign exchange rates. The Guarantor transacts business in local currency and in foreign currency, primarily in U.S. dollars, with parties of other countries. The Guarantor has obtained foreign currency loans and has imported equipment and is therefore exposed to foreign exchange risk arising from various currency exposures, primarily with respect to U.S. dollars. The Guarantor may use foreign exchange option contracts, swap contracts or forward contracts towards hedging operational exposures resulting from changes in foreign currency exchange rates exposure. These foreign exchange contracts, carried at fair value, have varying maturities depending upon the primary host contract requirement and the Guarantor's risk management strategy.

Foreign currency sensitivity

The following table demonstrates the sensitivity to reasonably possible changes in the exchange rates for U.S. dollars, Euros, Swiss Francs and other currencies, with all other variables held constant, of the Guarantor's profit before tax (due to changes in the fair value of monetary assets and liabilities, including foreign currency derivatives). The impact on the Guarantor's equity is due to change in the fair value of intra-group monetary items that form part of net investment in foreign operation.

	Change in currency exchange rate	Effect on profit before tax for the fiscal year ended March 31, 2014	Effect on Equity (OCI) for the fiscal year ended March 31, 2014
		(Rs. in millions) (Unaudited)	(Rs. in millions) (Unaudited)
U.S. dollars	+5%	(8,495)	(2,305)
	-5%	8,495	2,305
Euro	+5%	(5,507)	—
	-5%	5,507	—
Swiss Franc	+5%	(1,190)	—
	-5%	1,190	—
Others	+5%	(6)	—
	-5%	6	—

Interest Rate Risk

Interest rate risk is the risk that the fair value or future cash flows of a financial instrument will fluctuate because of changes in market interest rates. The Guarantor's exposure to the risk of changes in market interest rates relates primarily to the Guarantor's long-term debt obligations with floating interest rates. To manage this, the Guarantor enters into interest rate swaps and options, where it agrees with other parties to exchange, at specified intervals, the difference between the fixed contract rate interest amounts and the floating rate interest amounts calculated by reference to the agreed notional principal amounts. These swaps are undertaken to hedge underlying debt obligations. As at March 31, 2014, after taking into account the effect of interest rate swaps, 12.2% of the Guarantor's borrowings were at a fixed rate of interest, compared to 5.2% as of March 31, 2013.

With all other variables held constant, the following table demonstrates the sensitivity to a reasonably possible change in interest rates on the floating rate portion of the Guarantor's loans and borrowings, after considering the impact of interest rate swaps.

	<u>Increase / decrease in basis points</u>	<u>Effect on profit before tax for the fiscal year ended March 31, 2014</u>
		(Rs. in millions) (Unaudited)
Indian rupee borrowings	+100	(649)
	-100	649
U.S. dollar borrowings	+100	(4,338)
	-100	4,338
Nigerian Naira borrowings	+100	(705)
	-100	705
Euro borrowings	+100	(995)
	-100	995
Other currency borrowings	+100	(55)
	-100	55

The assumed movement in basis points for interest rate sensitivity analysis is based on the currently observable market environment.

Most of the Guarantor's in-country floating interest rate loans use "bank rate" benchmarks, and the interest on these loans does not change except at "re-set" intervals, typically three to six months apart. A bank rate benchmark is a rate that is specific to the lending bank, rather than the London Interbank Offered Rate ("LIBOR") or other commonly used benchmarks, and is dependent on the lending bank's own asset and liability portfolio, which generally moves with India's larger interest rate environment.

The Guarantor maximizes use of customer payments received and excess cash by investing in relatively liquid assets such as various debt instruments and debt mutual funds. These are also susceptible to market price risk, mainly arising from changes in interest rates, which may impact the return and value of such investments.

Price Risk

The Guarantor's investments, mainly in debt mutual funds and bonds, are susceptible to market price risk arising from uncertainties about future values of the investment securities. The Guarantor does not believe it is exposed to any significant price risk. See the section headed "Price risk" in Note 38 of the 2014 Financials.

Credit Risk

Credit risk is the risk that a counterparty will not meet its obligations under a financial instrument or customer contract, leading to a financial loss. The Guarantor is exposed to credit risk from its operating activities (primarily trade receivables) and from its financing activities, including deposits with banks and financial institutions, foreign exchange transactions and other financial instruments.

Trade Receivables

Customer credit risk is managed by each business unit subject to the Guarantor's established policy, procedures and control relating to customer credit risk management. Trade receivables are non-interest bearing and are generally on 14-day to 30-day terms except in the case of balances due from trade receivables in the Airtel Business segment, which are generally on 7-day to 90-day credit terms. Credit limits are established for all customers based on internal rating criteria. Outstanding customer receivables are regularly monitored. The Guarantor believes it has limited concentration of credit risk as its customer base is widely distributed both economically and geographically. As at March 31, 2014, the aging analysis of trade receivables is as follows:

	Neither past due nor impaired (including unbilled)	Less than 30 days	30 to 60 days	60 to 90 days	Above 90 days	Total
Trade Receivables as at March 31, 2014 (Rs in millions)	24,990	14,771	6,400	4,465	7,146	57,772

The requirement for impairment is analyzed at each reporting date.

Financial instruments and cash deposits

Credit risk from balances with banks and financial institutions is managed by the Guarantor's treasury function in accordance with Board-approved policy. Investments of surplus funds are made only with approved counterparties who meet the minimum threshold requirements under the counterparty risk assessment process. The Guarantor monitors ratings, credit spreads and financial strength on at least a quarterly basis. Based on its on-going assessment of counterparty risk, the Guarantor adjusts its exposure to various counterparties.

Liquidity Risk

Liquidity risk is the risk that the Guarantor may not be able to meet its present and future cash and collateral obligations without incurring unacceptable losses. The Guarantor monitors its risk to a shortage of funds using a recurring liquidity planning tool.

The Guarantor's objective is to maintain a balance between continuity of funding and flexibility through the use of bank overdrafts, bank loans and debentures. The Guarantor focuses on diversifying its financing with sources such as bilateral loans with various banks and bond issuances in the domestic and international capital markets.

The table below summarizes the maturity profile of the Guarantor's financial liabilities based on contractual undiscounted payments as at March 31, 2014:

	Carrying amount	On demand	Less than 6 months	6 to12 months	1 to 2 years	More than 2 years	Total
(Rs. in millions)							
Interest bearing borrowings ⁽¹⁾⁽²⁾ . . .	765,029	10,233	134,919	100,009	147,134	486,045	878,340
Financial derivatives	5,410	—	919	178	543	3,770	5,410
Other liabilities	27,464	—	—	—	3,627	24,637	28,264
Trade and other payables ⁽²⁾	277,910	—	277,372	538	—	—	277,910
Total	<u>1,075,813</u>	<u>10,233</u>	<u>413,210</u>	<u>100,725</u>	<u>151,304</u>	<u>514,452</u>	<u>1,189,924</u>

(1) Includes contractual interest payment based on the interest rate prevailing at the end of the reporting period and adjustment for the impact of interest rate swaps over the tenor of the borrowings.

(2) Interest accrued but not due of Rs. 6,071 million as of March 31, 2014 has been included in interest bearing borrowings and excluded from trade and other payables.

The disclosed derivative financial instruments in the above table represent fair values of the instrument. However, those amounts may be settled gross or net.

Seasonality

The Guarantor's revenues from operations in India and South Asia are typically lower during the monsoon season, which usually falls in the second quarter of the fiscal year. The Guarantor's revenues from operations in Africa are typically lower during the the fourth quarter of the fiscal year, during which there are fewer festivals and holidays as well as fewer reporting days overall compared to the third quarter.

Summary of Significant Accounting Policies, Estimates and Forthcoming Changes

The Guarantor's summary of significant accounting policies, estimates and forthcoming changes is set out in notes 2, 3, 4 and 5 of the Guarantor's Annual Financial Statements for the fiscal year ended March 31, 2014 included elsewhere in this Offering Memorandum.

BUSINESS

Overview

The Guarantor is one of the world's leading providers of telecommunications services, with a presence in all 22 of India's Circles as well as in Sri Lanka, Bangladesh and 17 countries in Africa. As at December 2013, the Guarantor was the largest private integrated telecommunications operator in India, the second largest mobile operator in Africa and the fifth largest wireless service provider in the world, as measured by proportionate equity subscriptions according to Informa Telecoms & Media. The Guarantor served an aggregate of 295.9 million customers as at March 31, 2014.

The Guarantor offers an integrated suite of telecom solutions to its customers, including mobile and fixed line services, long distance connectivity and broadband services both nationally and internationally. The Guarantor offers traditional mobile voice services with an increasing focus on data and non-voice services through the expansion of its 3G network and its 4G network, which was launched in Kolkata in April 2012 and later expanded to Bangalore, Pune, Chandigarh and Mohali, being the first 4G service in India. The Guarantor also offers Digital TV and IPTV services. All of these services are offered under the unified brand "airtel." The Guarantor also deploys, owns and manages tower infrastructure pertaining to telecom operations through its subsidiary Bharti Infratel and Bharti Infratel's 42.0% interest in the telecom Tower Infrastructure Services company Indus Towers. Including its proportionate interest in Indus Towers, Bharti Infratel is among the largest providers of Tower Infrastructure Services in India as measured by number of towers. Indus Towers is a joint venture between Bharti Infratel, Idea Cellular and Vodafone India. As at March 31, 2014, Bharti Infratel operated 35,905 towers and Indus Towers operated 113,008 towers. On December 28, 2012, shares of Bharti Infratel were listed on the BSE and NSE after Bharti Infratel completed an initial public offering of its equity shares, with the proceeds of the offering used to further expand Bharti Infratel's tower network and upgrade existing towers.

On June 8, 2010, the Guarantor, through its subsidiary Bharti Airtel International (Netherlands) B.V., concluded an agreement with Zain International B.V. to acquire Zain for an enterprise valuation of U.S.\$10.7 billion. Through this acquisition, the Guarantor acquired Zain's African mobile services operations in 15 countries with a total subscriber base of over 36 million at the time of acquisition. Since then, the Guarantor has expanded its presence in Africa organically and through acquisitions of telecom providers in other countries. As of March 31, 2014, the Guarantor and its subsidiaries were active in over 17 countries in Africa with a total subscriber base in Africa of approximately 69.4 million customers. The Guarantor, through the Issuer, continues to expand its holdings in Africa. On May 13, 2013, the Guarantor fully acquired Warid Telecom Uganda from the Warid Group. With the acquisition, the Guarantor has consolidated its position as the second largest mobile operator in Uganda based on customer market share, according to Informa Telecoms & Media. In November 2013, the Guarantor entered into a second agreement with the Warid Group to fully acquire Warid Congo S.A. This acquisition, which was completed on March 12, 2014, makes the Guarantor the largest mobile operator in Congo Brazzaville in terms of customer base according to Informa Telecoms & Media. On March 24, 2014, the Guarantor's Kenyan subsidiary, Airtel Networks Kenya Limited, announced that it was seeking approval from the Communications Authority of Kenya to acquire the telecommunication licenses and customers of Essar Telecom Kenya Limited, which operates under the brand Yu Mobile. The proposed transaction is subject to regulatory and statutory approvals. Once approved, the transaction would add more than 2.7 million customers to Airtel Kenya's mobile network.

For the fiscal years ended March 31, 2013 and 2014, the Guarantor's net profit was Rs. 22,669 million and Rs. 30,194 million, respectively. The Guarantor's EBITDA for the fiscal years ended March 31, 2013 and 2014 was Rs. 232,579 million and Rs. 277,770 million, respectively. As at March 31, 2013 and 2014, the Guarantor's total assets were Rs. 1,592,253 million and Rs. 1,831,772 million, respectively. The Guarantor's EBITDA Margin for the fiscal years ended March 31, 2013 and 2014 was 30.2% and 32.4% respectively.

History

The Guarantor was founded and promoted by Bharti Telecom Limited, a company incorporated under the laws of India. The Guarantor was incorporated on July 7, 1995 in the State of Delhi in India for the purpose of promoting investments in telecommunications services.

The Guarantor obtained its certificate of commencement of business on January 16, 1996. The Guarantor first issued its equity shares publicly in February 2002 and was listed on the NSE and the BSE on February 18, 2002. The Guarantor had a market capitalization of Rs. 1,275 billion as at March 31, 2014.

Competitive Strengths

The Guarantor believes that the following factors contribute to its strong competitive position:

Brand leadership

Each product and service offered by the Guarantor across India, South Asia and Africa bears the "airtel" brand. The Guarantor's "airtel" brand was ranked as India's number one service brand and third overall brand in The Economic Times' Brand Equity Survey for September 2012. The Guarantor's brand was rated one of the 200 most valuable brands globally by Brand Finance in 2011 and was also named brand of the year by the India Business Leader Awards in 2012. In 2011 and 2012, the Guarantor was ranked as having the No.1 service brand in Brand Equity's Most Trusted Brands Annual Survey. The Guarantor was also ranked third in Interbrand's "Best Indian Brands" survey in 2013, in which the survey valued the Guarantor's brand at U.S.\$6,220 million based on the survey's valuation methodology. Through its Vision 2015 initiative, the Guarantor aims to continue building its brand and increasing its market share across the countries in which it operates through 2015. Bharti Airtel was ranked sixth among the Top 10 brands in the overall category and as the second brand in the telecom sector at the annual "afaqs" poll on "buzziest brands" in 2013. The Guarantor was named one of the top 10 brands in Africa in September 2013 according to a survey conducted by African Business Magazine. The Guarantor was also awarded "Brand of the Year" award at the Nigerian Telecom Awards in 2013.

The Guarantor believes that these awards and rankings demonstrate its brand strength and association with quality service delivery across India. The Guarantor also believes its brand was widely recognized across Sri Lanka and Bangladesh even before it commenced operations there in January 2009 and January 2010, respectively, significantly easing its entry into those markets. The Guarantor has begun building its brand recognition in Africa by completing a brand change from Zain to "airtel" across all

17 African countries in which the Guarantor currently operates, and the Guarantor believes it is moving to establish positive brand recognition in these countries. The Guarantor believes that its brand recognition in the jurisdictions in which it operates allows it to leverage significant synergies across various product offerings and highlight the Guarantor's image as an integrated customer-centric organization to continue to increase its customer base.

Innovative business model

The Guarantor believes it has created an innovative business model in India with a focus on providing affordable mobile telephony services, thereby attracting new customers. The Guarantor has built a "minutes factory" model which focuses on producing the lowest cost minute possible and thereby improving margins, as well as offering simple, user-friendly tariff plans with features such as pre-paid plans with electronic top-ups at minimal denominations. The Guarantor's mobile and data service plans also feature some of the lowest activation costs of any network in India and "starter packs" to ease user activation of the Guarantor's mobile services. Each of the Guarantor's potential products or service offerings is vetted through a structured internal process which assesses the potential product's cost, performance and features, value and time-to-market of the potential product, with the ultimate aim of minimizing product cost and increasing market share. This business model has enabled the Guarantor to expand its customer base and thereby increase its sales volume. The Guarantor has also focused on building its Indian network in a planned and systematic manner, creating an expansive distribution network to provide a large portion of the Indian population with convenient access to the Guarantor's products and services and to apply its innovative business model to a growing customer base. These strategies have enabled the Guarantor to benefit from increased economies of scale, allowing it to further lower its rates and attract new subscribers.

The Guarantor believes that a key element of its ability to lower costs is its business model, which entails developing strategic partnerships and outsourcing a number of operations. The Guarantor has established strong relationships with network partners such as Ericsson, NSN and Huawei and ZTE Corporation that manage the Guarantor's telecom network. In particular, the Guarantor has worked with these network partners to purchase network equipment and capacity on a pay-as-you-grow basis, rather than at pre-determined rates for set capacity amounts that may or may not reflect actual capacity requirements. To ensure superior quality of service, the rates paid to the network partners are adjusted based on quality of service metrics. The Guarantor provides usage projections and quality of service objectives to be met by each network partner, and it only pays based on usage and quality of service parameters once it begins to use this capacity, thereby matching equipment and capacity purchases with capacity requirements and quality of service.

The Guarantor has minimized its dependence on any single network partner providing critical network services by obtaining ownership of equipment deployed by its network partners and utilizing GSM technology that can be established and maintained with standardized components, allowing equipment installed by one partner to be modified, expanded and maintained by another competing partner. This enables the Guarantor to enter into short-term non-exclusive contracts with network partners. The Guarantor issues a new request for proposal process at the end of each short contract term, allowing the Guarantor to continually re-evaluate the cost and performance of each network partner and form new partnerships as necessary. The Guarantor believes that this business delivery model highlighted above, which aims to manage its capital and operating expenditure effectively, will be a strength as it focuses

on non-voice services through 3G and 4G services. Moreover, the Guarantor believes that its extensive 2G network and coverage can be leveraged to layer 3G and 4G services, providing superior cost advantages compared to newer market players with more limited coverage.

The Guarantor has formed a number of other partnerships to meet its operational requirements at lower costs. The majority of the Guarantor's IT requirements are met through its partnership with IBM. The Guarantor relies heavily on call centers to address customer queries or complaints, and many of these centers are operated through partnerships with Nortel Networks, HTMT, Ericsson, NSN, Huawei, Cisco, Tech Mahindra, Infosys, Avaya and others. The Guarantor has developed a number of partnerships with other mobile services companies in India such as Spicedigital and One97 to provide value added services to its mobile services customers. The Guarantor has sourced most of its tower requirements through its subsidiary Bharti Infratel and Indus Towers, a joint venture between Bharti Infratel, Vodafone India and Idea Cellular. The Guarantor believes these partnerships have improved its operational efficiencies, allowing the Guarantor to offer its various services at lower costs, expand its customer base and improve its operating margins. The Guarantor has employed a similar partnering strategy in its African operations.

Strong management team, shareholder support and financial position

The Guarantor is led by a highly experienced executive and operational management team, with Mr. Sunil Bharti Mittal as its Chairman. The Guarantor's management team has successfully managed the Guarantor's growth in recent years, executing its strategy of partnering with equipment and other service vendors, minimizing capital expenditure and selectively expanding internationally. Moreover, the Guarantor believes that it has been successful in identifying, training younger executives for senior management roles in the future. The Guarantor believes that an experienced and effective management team is an important competitive advantage in pursuing its growth strategy successfully in the future.

The Guarantor's substantial shareholder, SingTel, which owns directly and indirectly approximately 32.4% of the Guarantor's shares, contributes relevant strategic and business insights through representation on both the Issuer's and the Guarantor's boards. SingTel also provides its international telecommunications industry experience and innovation from across the SingTel group. The Guarantor intends to continue leveraging SingTel's industry experience and technological expertise, thereby enhancing the Guarantor's position in the global telecommunications market.

In June 2013, the Guarantor completed the allotment of 199,870,006 new equity shares to the Qatar Foundation Endowment, representing 5.0% of the post issue share capital of the Guarantor. As part of the investment, Qatar Foundation is entitled to one seat on the Guarantor's Board. The Guarantor believes that the Qatar Foundation Endowment's investment and presence on the Guarantor's Board supports the Guarantor's long term growth and will benefit the Guarantor's future Indian and international business endeavors.

The Guarantor believes that its focus on providing mobile and other telecommunications services at low cost through its innovative business model has resulted in its stable EBITDA growth, from Rs. 232,579 million in the fiscal year ended March 31, 2013 to Rs. 277,770 million in the fiscal year ended March 31, 2014. The Guarantor believes that its stable EBITDA growth has provided it with a solid platform to continue to expand its existing business and pursue other investment opportunities as

they arise. The Guarantor also believes that its “asset light” strategy of increasing the sharing of existing and new passive telecommunication infrastructure allows it to optimize its capital efficiency and return on capital.

Well positioned for growth in Africa

The Guarantor believes its operations in Africa are well positioned for growth. Following shortly after its acquisition of operations in 15 of the countries where Zain operated, the Guarantor acquired operations in the Republic of Seychelles and also launched service in Rwanda in March 2012 by acquiring greenfield licenses, bringing total operations in Africa to 17 countries. As at December 2013, the Guarantor was the second largest operator in Africa based on proportionate equity subscriptions according to Informa Telecoms & Media. On May 13, 2013, the Guarantor fully acquired Warid Telecom Uganda from the Warid Group. With the acquisition, the Guarantor consolidated its position as the second largest mobile operator in Uganda based on customer market share, according to Informa Telecoms & Media. In November 2013, the Guarantor entered into a second agreement with the Warid Group to fully acquire Warid Congo S.A. This acquisition, which was completed on March 12, 2014, makes the Guarantor the largest mobile operator in Congo Brazzaville in terms of customer base, according to Informa Telecoms & Media.

In addition, in March 2013, the Guarantor acquired an additional 13.36% equity interest in Airtel Networks Limited, Nigeria from certain existing shareholders. With this acquisition, the Guarantor’s wholly owned subsidiary, BANBV now owns a 79.06% equity interest in Airtel Networks Limited, Nigeria. The Guarantor believes the potential for growth of the telecommunications market in Africa is significant due to the region’s young and growing population, which is currently estimated to be over one billion people, combined with a relatively low teledensity and the high potential demand for data services.

Moreover, the Guarantor believes that its innovative business delivery model and the advantages that business model brings can be replicated across much of its African operations. In particular, the Guarantor has developed a means of producing low cost minutes through its equipment and technology partnerships. The Guarantor believes it is well- positioned to implement this model in Africa, increase sales volumes and effectively compete with established players.

The Guarantor also believes its African operations have benefited from the positive relationships and cooperation it has built with local regulators, due to the shared vision of increasing teledensity in the countries which are underpenetrated. Airtel Africa has acquired adequate spectrum across its African operations to meet its current needs and cater to future growth requirements. This in turn is expected to reduce the Guarantor’s capital expenditure requirements allowing the Guarantor to offer lower cost services and grow its customer base across Africa.

Since the acquisition of Zain in 2010, the Guarantor has been able to grow its African operations substantially and consolidate its position as one of the largest mobile operators in the region. EBITDA related to the Guarantor’s mobile services operations in Africa increased 13.1% to Rs. 71,406 million in the fiscal year ended March 31, 2014, from Rs. 63,147 million in the fiscal year ended March 31, 2013.

Significant share of mobile services market revenues

According to TRAI, during each of the past four fiscal quarters, the Guarantor's revenues from its mobile services operations in India have accounted for approximately 30% of total mobile services revenues in India, making the Guarantor the largest mobile services company in India as measured by revenue share.

The Guarantor believes that its size and market share offer significant benefits from economies of scale. The telecommunications industry is subject to rapid advances in technology, and the Guarantor believes its scale and market share have positioned it to bring products and services to the market quickly based on new technologies to its customers at lower costs than its competitors.

The Guarantor has acquired spectrum across multiple areas through various auctions in order to capture more growth. The Guarantor aims to continue expanding its service offerings such as 3G and 4G and to solidify its leading position in the telecommunication market.

Extensive telecommunications network and strong network quality

As at March 31, 2014, the Guarantor's telecom network coverage extended to approximately 86.7% of India's population. The Guarantor's network coverage is facilitated through an extensive tower portfolio offered by its subsidiary, Bharti Infratel, and through Indus Towers, a joint venture between Bharti Infratel, Vodafone India and Idea Cellular. As at March 31, 2014, Bharti Infratel and its proportionate ownership in Indus Towers owned 83,368 towers across India. The Guarantor's network is further strengthened by its demand forecasting process, a model which provides monthly projections for the Guarantor's mobile services, telemedia services and Airtel Business offerings and potential network expansion to meet these projected demands. The Guarantor has also implemented a design and development process which aims to minimize errors during all network roll outs, modifications, new network developments and network redesigns.

On December 10, 2013, the Guarantor and Reliance Jio announced a comprehensive telecom infrastructure sharing arrangement under which they will share infrastructure created by both parties. This will include optic fiber network, inter and intra city, submarine cable networks, towers and internet broadband services and other such opportunities to be identified in the future.

On March 4, 2014, Bharti Infratel announced the signing of a Master Services Agreement with Reliance Jio, under which Reliance Jio would utilize Bharti Infratel's telecommunication tower infrastructure to launch Reliance Jio's services across India. This agreement will benefit Bharti Infratel's existing customers by providing lower rentals and energy charges as a result of additional sharing.

The Guarantor also believes its network quality is among the strongest in India, South Asia and Africa. The Guarantor's network is supported by leading equipment suppliers such as Ericsson, NSN and Huawei, companies at the forefront of GSM and other technologies crucial to the Guarantor's network. In 2010, the Guarantor deployed a system for monitoring customer feedback on network quality, called "customer experience management", which the Guarantor utilizes to improve its network based on

customer queries and complaints. The Guarantor has developed a structured incident management system to quickly log customer complaints, assess the severity of each complaint and respond appropriately. The Guarantor has also developed an operations process focused on proactive incident prevention, identifying and addressing potential problems even before customer complaints arise.

Strong distribution network

As at March 31, 2014, the Guarantor had more than 1.5 million retail outlets in India offering its products, many of whom have long term relationships with the Guarantor. The Guarantor believes its strong distribution network is a critical part of its business and a key reason for its large customer base. As at March 31, 2014, 95.1% of the Guarantor's subscribers in India were pre-paid and 99.3% of its subscribers in Africa were pre-paid. As it has done in India, the Guarantor is developing a wide distribution presence in Africa, introducing convenient services such as electronic recharge options as well as augmenting its distribution base to increase customer access to its services.

Strategy

The key elements of the Guarantor's strategy are:

Strengthen position as an integrated telecom company and further solidify market leadership in India

The Guarantor aims to strengthen its position as an integrated telecom company in India by further developing its array of service offerings. Currently the Guarantor offers mobile services through its extensive wireless network; telemedia services including fixed-line telephone and broadband Internet; Airtel Business catering to the various telecom needs of large corporate clients, governments and telecom carriers, including a network of submarine cables to provide express international connectivity; a network of Tower Infrastructure to facilitate its wireless services; and other services such as digital television. The Guarantor plans to continue expanding these service offerings in India, particularly technologies such as 3G and 4G which offer potentially higher margins than 2G with relatively low incremental capital expenditure required. The Guarantor's 3G services are available in 2,580 cities and towns and 4G services in four cities as at March 31, 2014. As part of its business strategy, the Guarantor may seek to acquire additional spectrum from other operators or in auctions from governments when available. The Guarantor also plans to continue marketing the "airtel" brand as an integrated telecom services company able to meet all of its clients' various telecom needs.

The Guarantor also plans to continue solidifying its market leadership position within India. The Guarantor will focus on continuing to offer affordable and reliable services at competitive prices to its customer base, expanding its network coverage and improving network quality. The Guarantor also plans to improve its content offerings through new technologies and generate alternate revenue streams through innovative product offerings such as Airtel Money. See "— Mobile Services — India — Mobile Commerce."

Implement innovative business model and capital expenditure strategy across Africa

The Guarantor believes its expansion into 17 African telecommunications markets offers a new platform to implement its unique business model and expand its customer base. The Guarantor believes

these African markets offer a suitable growth platform based on current low teledensity and an estimated population of over one billion, along with positive macroeconomic dynamics, including business environments in which the Guarantor can form strategic partnerships with supportive local authorities to improve efficiency and reduce cost. The Guarantor believes that conditions in Africa are similar to the conditions in India, when the Guarantor began building its business there in 1996, in terms of demographics and an opportunity to radically transform a traditional high cost model to a more affordable one for its customers. Average active SIM penetration rate across all 17 African countries in which the Guarantor operates was approximately 62.9% in March 31, 2014, according to Informa Telecoms & Media, compared to an average of approximately 72.9% in India as at February 28, 2014, according to TRAI, indicating a sizeable untapped customer base. Similar to its strategy in India, the Guarantor is implementing a pay-as-you-grow model which minimizes its capital expenditure by outsourcing non-core functions and services to equipment and technology partners. The Guarantor believes that this innovative business model, which has proved successful in India, will also succeed in Africa and will reduce future capital expenditure requirements as it grows its business there.

The telecommunications market in Africa, unlike the market in India, is characterized by relatively low mobile penetration, low usage and high ARPU. As at end of March 2014, eight of the 17 markets in which the Guarantor operates have mobile penetration rates of less than 65% according to Informa Telecoms & Media. These jurisdictions have a combined population of over 250 million and a relatively low per capital gross domestic product as compared to the other jurisdictions in which the Guarantor operates. For these reasons, the Guarantor believes these markets provide an opportunity to further expand its “minutes factory” model which focuses on producing the lowest cost minute and providing simple, user-friendly tariff plans.

Upgrade network to further expand 3G, 4G and data service offerings

The Guarantor believes 3G, 4G and other data services provide an opportunity for substantial additional growth within the Indian telecommunications market. In jurisdictions in which the Guarantor operates, the revenue from data as a percentage of revenue from mobile services is relatively low but has potential to increase. For example, according to Informa Telecoms & Media, in 2013, in India, Uganda and Nigeria, the revenue from data as a percentage of revenue from mobile services was 21%, 18% and 16%, respectively. Other emerging markets have already experienced an increase in data revenue as a percentage of total mobile services revenue. For example, the revenue from data as a percentage of revenue from mobile services across emerging markets including Korea, the Philippines and Indonesia was 47%, 46% and 52%, respectively. The Guarantor aims to capitalize on this opportunity by expanding its 3G, 4G and non-voice service offerings across its network. In particular, the Guarantor plans to implement its business delivery model, which minimizes capital and operating expenditure through partnerships with equipment and service providers, to offer 3G, 4G and other data services at minimal cost and to thereby increase data usage. Moreover, the Guarantor believes it can expand its 3G network with minimal additional capital expenditure because the technology can be added to its existing Tower Infrastructure Services. Further, the Guarantor believes that due to the extensive spectrum it has secured, it will be able to offer these 3G and 4G services at a high quality and in a seamless manner.

The Guarantor launched India’s first 4G wireless network in Kolkata in April 2012, which provides much faster upload and download speeds as compared with 3G wireless networks. The Guarantor expanded its 4G platform to Bangalore, Karnataka in May 2012, to Pune, Maharashtra in October 2012

and to Chandigarh and Mohali in March 2013. From May 2012 to October 2013, the Guarantor acquired 100% of Qualcomm Asia Pacific's Indian BWA entity, which hold its 4G licenses in India, securing a BWA spectrum license in four additional circles of India, namely Mumbai, Delhi, Haryana and Kerala further increasing opportunities for expansion of the Guarantor's 4G service offerings in a number of Circles. 4G is a technology which allows fast access to HD video streaming and video conferencing, multiple chatting, instant uploading of photos and supporting other data-intensive applications. The Guarantor believes that 4G technologies will support a "data revolution" in India, driving fundamental changes in individuals lifestyles, business and society at large and supporting economic growth in rural areas by enhancing the reach of e-governance, e-health and e-education services, and will be a significant source of revenue in the long term.

Continue to maintain high standards of corporate governance, transparency and ethics

The Guarantor maintains a high standard of conduct, which has been recognized by third parties. CRISIL has assigned its Governance and Value Creation rating "CRISIL GVC Level 1" to the corporate governance and value creation practices of the Guarantor. The Guarantor was ranked fourth among 100 emerging market multinational companies by Transparency International, who ranked the corporate reporting practices of 100 large multinational companies from 16 different countries. The Guarantor believes these ratings reflect its commitment to its objective of value creation for all its stakeholders while preserving high standards of ethics and corporate governance. The Guarantor also publishes audited financial results every quarter to provide greater transparency and reliability to investors. The Guarantor treats corporate governance as a continual process of improvement by benchmarking itself against best practices in India and globally to maintain the highest standards of corporate governance. Moreover, the Guarantor believes these practices will translate into a much higher level of stakeholder confidence which in turn will ensure longer term sustainability and value generation for the Guarantor's business.

Business Operations

The Guarantor offers telecommunications services, including mobile, broadband and telephone services, enterprise services through Airtel Business and digital television services. These services are offered under the "airtel" brand. The Guarantor also offers Tower Infrastructure Services through its subsidiary, Bharti Infratel and Bharti Infratel's 42.0% ownership interest in Indus Towers.

With effect from April 1, 2013, for management reporting purposes, the Guarantor's business segment results are reported in terms of regional operations, namely (i) India and (ii) International, which incorporates the Africa and South Asia reportable business segments.

India operations are further reported on a customer group basis, namely (i) business-to-consumer ("B2C"), (ii) business-to-business ("B2B") and (iii) others. B2C comprises the following reportable business segments: (a) mobile services, (b) telemedia services (formerly broadband and telephone services) and (c) digital TV services. B2B comprises the following reportable business segments: (a) Airtel Business (including value added services ("VAS") such as International Toll Free Services and SMS hubbing and internet services and network solutions) and (b) Tower Infrastructure Services. These reportable business segments, which are described below, are based on the nature of the products and services provided and provide the basis on which the Guarantor reports its primary segment information.

B2C services:

Mobile Services — India: These services cover voice, internet, m-Commerce (Airtel Money), VAS, messaging and other data telecom services using GSM mobile technology. The Guarantor provides 3G services across key cities in India. These services consist of high-speed internet access and host innovative services such as Mobile TV, video calls, live-streaming videos and gaming.

The Guarantor provides 4G services in Kolkata, Bangaluru, Pune and Chandigarh. These services consist of high-speed wireless services that enable buffer-less HD video streaming and multitasking capabilities.

Mobile Services — International: These services cover voice, VAS, messaging and data telecom services offered to customers in 17 countries in Africa and in Bangladesh and Sri Lanka, which represents the Guarantor's operations in South Asia. In Africa, the Guarantor provides 3G services in 14 countries and m-Commerce (Airtel Money) across all 17 countries. In South Asia, the Guarantor was awarded licenses and spectrum to operate 3G services across Bangladesh in September 2013. In addition, the Guarantor provides 3.5G services across major towns in Sri Lanka. The Mobile Services — Africa segment also includes costs associated with the Guarantor's corporate headquarters for its operations in Africa.

Telemedia Services: These services comprise Digital Subscriber Line ("DSL") based broadband internet and local, national and international long distance telephone services provided through wire-line connectivity to the subscriber. The end-user equipment is connected through cables from main network equipment (i.e., switch) to the subscriber's premises. Fixed telephone lines, broadband (via DSL) and Internet Protocol TV ("IPTV") services are provided to homes while fixed telephone line, internet leased line and MPLS services are provided to offices. IPTV services are provided in Bangalore and the Delhi-National Capital Region.

Digital TV Services: These services comprise television programming provided via a digital signal and received on a digital set top box and related services, which are provided under the Guarantor's Direct-To-Home ("DTH") platform. Features include high-definition HD digital TV services with 3D capabilities and Dolby surround sound, choice of packages comprising different channels, interactive features such as on-demand viewing, and a choice of set top boxes, including an HD recorder box, which may be instructed to record programs via a mobile handset or the internet.

B2B services

Airtel Business: These services include domestic and international long distance communication, information communication technology ("ICT") services, provided to the service providers of cellular or fixed line services, internet services and broadband services, as well as transmission bandwidth, VSAT-based communications, voice, data, network integration, data centers, managed services, enterprise mobility applications, digital media services and other network solutions to Government and corporate customers.

Tower Infrastructure Services: These services include setting up, operating and maintaining wireless communication towers. They are provided by the Guarantor's subsidiary Bharti Infratel, which is one of the largest tower infrastructure providers in India based on the number of towers owned after including its proportionate holding in Indus Towers.

Other operations: These comprise the unallocated revenues, profits / (losses), assets and liabilities of the Guarantor, none of which constitutes a separately reportable segment.

Further details relating to the Guarantor's business segments are provided below.

Mobile services

India

The Guarantor offers mobile services using GSM technology in India. The Guarantor has the largest wireless services customer base in India, with 205.5 million mobile subscribers as at March 31, 2014, which represents a customer market share of 22.53%, according to TRAI. The Guarantor's mobile services offerings include post-paid, pre-paid, roaming, internet and other value added services through its extensive sales and distribution network covering more than 1.5 million retail outlets. As at March 31, 2014, the Guarantor's network covered 5,121 census cities and towns and 460,783 non-census towns and villages in India, covering a geographic area in which approximately 86.7% of the country's population is located. In February 2014, the DoT conducted an auction of the spectrum in the 900 Mhz and 1800 Mhz bands, in which the Guarantor bid successfully for additional spectrums. During the fiscal year ended March 31, 2011, the Guarantor was also allocated 3G licenses in 13 Circles for total consideration of Rs. 122,982 million, funded through cash flows generated from operations, and through bilateral facilities extended by several Indian creditors. The Guarantor launched its 3G network in India on January 24, 2011. Since then, the Guarantor has launched 3G services across more than 2,580 cities in India. As at March 31, 2014, The Guarantor had 11.0 million active 3G data customers. The Guarantor has also entered into inter-Circle roaming agreements with other operators to provide 3G services in areas where it does not hold 3G spectrum. However, in 2011, the DoT directed all service providers, including the Guarantor to stop providing the 3G services through roaming agreements. All the directed parties, including the Guarantor, collectively challenged the DoT directive before the TDSAT. On April 29, 2014, TDSAT, resolved the matter in favor of the directed parties and quashed the penalty imposed. On May 4, 2014, the Guarantor has re-commenced its roaming 3G services. As at March 31, 2014, the Guarantor's national long distance infrastructure included 184,211 route kilometers ("Rkms") of optical fiber, providing coverage across a substantial portion of India. In 2010, the Guarantor was allocated 4G licenses in four Circles for total consideration of Rs. 33,144 million. The Guarantor launched its 4G network in India on April 10, 2012, first in Kolkata and then in Bangalore and Pune followed by Chandigarh and Mohali.

In recent years, the Guarantor has endeavored to consolidate its market share in certain Circles through the strategic acquisition of assets from other Indian telecommunications companies. From May 2012 to October 2013, the Guarantor acquired 100% of Qualcomm Asia Pacific's Indian BWA entity, which hold its 4G licenses in India, securing a BWA spectrum license in four additional Circles of India, namely Mumbai, Delhi, Haryana and Kerala, and opportunities for expansion of the Guarantor's 4G service offerings in a number of Circles.

On February 17, 2014, the Guarantor announced a strategic agreement with Loop Mobile to acquire the Loop Mobile's operations in the Mumbai service area in India. Under the agreement, Loop Mobile's three million subscribers in Mumbai will join Airtel's over four million subscribers, creating the largest mobile network in Mumbai in terms of number of subscribers. The proposed transaction will

bring together Loop Mobile's 2G/EDGE enabled network, which is supported by more than 2,500 cell sites, and Airtel's 2G and 3G network, which is supported by more than 4,000 cell sites across Mumbai. Definitive agreements have not yet been signed and the transaction is subject to regulatory and statutory approvals.

On March 4, 2014, Bharti Infratel announced the signing of a Master Services Agreement with Reliance Jio. Under the Agreement, Reliance Jio would utilize Bharti Infratel's telecommunication tower infrastructure to launch Reliance Jio's services across India. The agreement stipulates that pricing would be at an arm's-length basis on prevailing market rates.

(i) 4G

The Guarantor launched India's first Fourth Generation Mobile Telephony network in Kolkata on April 10, 2012, and was the first operator to offer 4G services for mobile phones in India. The Guarantor employs Time-Division Long-Term Evolution ("TD-LTE") technology, which provides download and upload speeds up to 100 Mbps and 40 Mbps, respectively, much faster than speeds available from 3G wireless network technologies. The Guarantor launched its 4G platform in Bangalore, Karnataka on May 7, 2012, and in Pune, Maharashtra on October 18, 2012, followed by Chandigarh and Mohali on March 20, 2013. The Guarantor is investing in building network infrastructure across all towns of LTE presence. The Guarantor operates on BWA spectrums which allow fast access to HD video streaming and video conferencing, multiple chatting, instant uploading of photos and support other data-intensive applications. The Guarantor believes that 4G technologies will support a "data revolution" in India, driving fundamental changes in individuals' lifestyles, business and society at large and supporting economic growth in rural areas by enhancing the reach of e-governance, e-health and e-education services, and will be a significant source of revenue in the long term.

The Guarantor paid approximately Rs. 33,144 million for BWA spectrum licenses to operate 4G networks in the four Circles of Kolkata, Karnataka, Maharashtra (excluding Mumbai) and Punjab in a Government auction in 2010. From May 2012 to October 2013, the Guarantor acquired 100% of Qualcomm Asia Pacific's Indian BWA entity, which hold its 4G licenses in India, securing a BWA spectrum license in four additional circles of India, namely Mumbai, Delhi, Haryana and Kerala, which increased opportunities for expansion of the Guarantor's 4G service offerings in a number of Circles. This acquisition is part of the Guarantor's long term growth strategy of investing in new technologies and data services, and the Guarantor believes this acquisition will provide further opportunities for expansion of its 4G service offerings across a number of new Circles offering significant potential for growth, particularly Delhi and Mumbai.

(ii) Mobile Commerce

India is a cash economy with most retail transactions being conducted in cash. India's growing middle-class and their increasing disposable income, combined with the number of mobile subscribers in India recently exceeding 900 million, presents a significant opportunity for non-cash methods of payment. In

contrast, current non-cash payment modes (which account for approximately 13% of all retail transactions), including credit cards and debit cards (which account for approximately 2% of all retail transactions), appeal to only a small demographic group.

In view of the industry dynamics, the Guarantor's mobile commerce strategy is to provide mobile money solutions to serve its diverse customer segments and serve as an intermediary for large flows of business and consumer payments. In February 2012, the Guarantor launched *airtel money* nationally across over 300 cities through its wholly owned subsidiary Airtel M Commerce Services Limited and under license of the Reserve Bank of India. Airtel Money is a funds account on a mobile phone that can receive money deposits (called "loading cash"). The Airtel Money account balance can be used to pay for various products and services through a simple menu on the phone across a range of merchants. An enhanced version of Airtel Money enables a user to transfer money from his airtel money "wallet" to any other Airtel Money "wallet" or to a bank account. As at March 31, 2014, the Guarantor's Airtel Money platform had approximately 1.7 million active subscribers which conducted approximately 38.0 million transactions during the three months ended March 31, 2014, with average value per transaction of Rs. 359.

International

(i) South Asia

The Guarantor began its mobile services offering in Bangladesh in November 2010 through acquiring, in January 2010, a 70% ownership interest in Warid Telecom, a Bangladesh telecommunications service provider. Subsequently on June 12, 2013, the Guarantor acquired the balance 30% equity interest in Warid Telecom. With the acquisition, the Guarantor now owns 100% of Airtel Bangladesh Limited. The Guarantor offers mobile services in Bangladesh under the brand name "Airtel Bangladesh." The Guarantor is present across 64 districts with a distribution network comprising of 117,000 retailers across the country. In September 2013, the Guarantor was awarded license and spectrum to operate 3G services across Bangladesh.

The Guarantor's mobile services offering in Sri Lanka, "Airtel Lanka", operates across 25 administrative districts with distribution network of over 42,000 retailers. The Guarantor has launched 3.5G services in major towns in Sri Lanka.

(ii) Africa

On June 8, 2010, the Guarantor, through its subsidiary Bharti Airtel International (Netherlands) B.V., acquired Zain from Zain International B.V. for U.S.\$10.7 billion. This acquisition was funded partly through a U.S.\$7.5 billion credit facility arranged by a syndicate of banks. Through this acquisition, the Guarantor acquired Zain's African mobile services operations in 15 countries with a total subscriber base of over 36 million at the time of acquisition. The largest of these acquired operations in terms of revenues were those in Nigeria. Since then, the Guarantor has expanded its presence in Africa organically by and through acquisitions of telecom providers in other countries. As of March 31, 2014, the Guarantor and its subsidiaries were active in 17 countries in Africa with a total subscriber base in Africa of approximately 69.4 million customers. The Guarantor, through the Issuer, continues to expand its holdings in Africa.

The Guarantor has operations in 17 countries in Africa, including Nigeria, Malawi, the DRC, Kenya, Zambia, Chad, Tanzania, Burkina Faso, Gabon, Uganda, Congo (Brazzaville), Madagascar, Niger, Seychelles, Ghana, Sierra Leone and Rwanda. The Guarantor has established its Africa headquarters in Nairobi, Kenya.

In the second quarter of fiscal year 2011, the Guarantor completed a brand change-over from Zain to “Airtel Africa.” As at March 31, 2014, the Guarantor’s mobile services offering through Airtel Africa included approximately 69.4 million customers across the 17 African countries in which the Guarantor has operations, as well as 3G services in 14 countries, namely Ghana, Kenya, Nigeria, Tanzania, Zambia, Congo (Brazzaville), Sierra Leone, Malawi, Uganda, Rwanda, Madagascar, Seychelles, Democratic Republic of Congo and Burkina Faso. The Guarantor has also launched mobile commerce services in 17 African countries. See “— Mobile Services — India — Mobile Commerce.” As at December 2013, the Guarantor was the second largest operator in Africa based on proportionate equity subscribers according to Informa Telecoms & Media.

The Guarantor is currently focusing on building brand recognition in Africa and improving its customer service. The Guarantor’s Airtel Africa division lowered its rates per minute from U.S.\$0.072 for the quarter ending June 30, 2010 to U.S.\$0.0407 for the quarter ending March 31, 2014, which the Guarantor believes was a primary reason for the increase in Airtel Africa’s minutes of usage per customer per month from 103 for the quarter ending June 30, 2010 to 136 for the quarter ending March 31, 2014. In addition to the tariff reduction, the Guarantor has also expanded its network presence and reach while making telecom services more affordable by reducing recharge denominations. The Guarantor also plans to separate its tower infrastructure assets in Africa into an independent tower company. This separate entity will focus on introducing the tower sharing concept across the Guarantor’s African operations while providing specialized management services and other operational efficiencies.

As part of its strategy to leverage the opportunity to extend banking services to underserved populations and increase non-voice revenue, the Guarantor has rolled out Airtel Money across 17 countries in Africa. The Guarantor believes Airtel Money offers mobile banking opportunities to many customers in Africa who may not utilize traditional banking services and those in rural areas who may not have access to such services. The Guarantor has undertaken marketing and educational campaigns in Africa to ensure customers are aware of and understand its Airtel Money service.

The Guarantor believes that it is well positioned for growth in Africa. This is partly a result of its strategic acquisitions of other telecom companies. The Guarantor completed its acquisition of Telecom Seychelles Limited on August 27, 2010 for U.S.\$62.0 million. On May 13, 2013, the Guarantor fully acquired Warid Telecom Uganda from the Warid Group. With the acquisition, the Guarantor has consolidated its position as the second largest mobile operator in Uganda based on customer market share. In November 2013, the Guarantor entered into a second agreement with the Warid Group to fully acquire Warid Congo S.A. This acquisition, which was completed on March 12, 2014, makes the Guarantor the largest mobile operator in Congo Brazzaville in terms of customer base according to Informa Telecoms & Media. In March 2013, the Guarantor acquired an additional 13.36% interest in Airtel Networks Limited, Nigeria from certain existing shareholders. With this acquisition, the Guarantor’s wholly owned subsidiary, Bharti Airtel Nigeria B.V. now owns a 79.06% equity interest in Airtel Networks Limited, Nigeria. On March 24, 2014, the Guarantor’s Kenyan subsidiary, Airtel

Networks Kenya Limited, announced that it was seeking approval from the Communications Authority of Kenya to acquire the telecommunication licenses and customers of Essar Telecom Kenya Limited, which operates under the brand Yu Mobile. The proposed transaction is subject to regulatory and statutory approvals. Once approved, the transaction would add more than 2.7 million customers to Airtel Kenya's mobile network.

Telemedia Services

The Guarantor's Telemedia Services business division offers a range of services including fixed-line telephone services providing local, national and international long distance voice connectivity, as well as broadband internet access through DSL and IPTV services in Bangalore and the Delhi-National Capital Region. These various services are provided through wire-line connectivity to the subscriber. The end-user equipment is connected through cables from main network equipment to the subscriber's premises.

As at March 31, 2014, the Guarantor provided telemedia services in 87 cities in India and had approximately 3.3 million telemedia services customers, 43.6% of which subscribed to broadband and internet services. The Guarantor has increasingly focused on providing telemedia services to small and medium businesses by providing a range of customized telecom and IT solutions with an aim of achieving revenue leadership in this rapidly growing segment of the ICT market. In connection with this, the Guarantor's Telemedia Services business division focuses on developing its services in cities with high revenue potential, such as New Delhi, Mumbai, Kolkata and Chennai.

Digital TV Services

The Guarantor, through its "Airtel Digital TV" service launched in October 2008, is the fifth operator to provide DTH services in India. As at March 31, 2014, Airtel Digital TV reached 9.0 million customers, an increase of 11.0% as compared to March 31, 2013.

The Guarantor has focused on increasing its DTH distribution presence across India, and had coverage in 639 districts in India as at March 31, 2014. The Guarantor distributes the majority of its DTH service offerings through its mobile services retail outlets.

The Guarantor has also focused on product improvements and service offerings. The Guarantor's DTH services offer 379 channels, including 17 HD channels, and interactive applications such as iDarshan, iExam, iKids and iMusic, remote recording, Dolby digital sound and multi-language functions. The Guarantor has also invested in technologies to improve signal quality and consistency. In addition, the Guarantor has launched "Airtel Pocket TV", a mobile application which enables customers to watch TV programs while on the move. The Guarantor is also the first to release feature films on a digital TV platform.

Airtel Business

The Guarantor's Airtel Business division, which changed its name from "Enterprise Services" in 2012, is one of India's leading providers of communications services to large enterprise and carrier

customers in India. The Guarantor delivers end-to-end telecom solutions to the Government, large companies and carrier customers in India by serving as the single point of contact for all telecommunication needs. It provides a full suite of communication services, including data, voice, network integration, data center and managed services, enterprise mobile applications and digital media. Data center and managed services include managed hosting, storage, business continuity, data security and cloud services. Digital media services provide a centralized online media management and distribution platform that links all content owners and production facilities with other users and enables them to store, forward, share and trade multiple versions of produced content to multiple platforms across the globe. The Guarantor also provides wholesale voice and data services to Indian and international telecom carriers. The Guarantor believes it is regarded as a trusted communications partner by India's leading organizations, helping them to meet the challenges of growth.

The Guarantor owns a state of the art national and international long distance network infrastructure, including submarine cable and satellite connectivity, enabling it to provide connectivity services both within India and internationally. The Guarantor's international infrastructure includes ownership of the i2i submarine cable system connecting Chennai to Singapore, consortium ownership of the SMW4 submarine cable system connecting Chennai and Mumbai to Singapore and Europe, and investments in new cable systems such as the Asia-America Gateway, India Middle East and Western Europe, Unity North, Europe India Gateway and East Africa Submarine System, or EASSy. These investments have expanded the Guarantor's global network to over 225,000 Rkms, covering 50 countries across five continents. The Guarantor also provides terrestrial express connectivity to neighboring countries including Nepal, Pakistan, Bhutan and China.

In 2004, the Guarantor entered into a joint venture with nine other overseas mobile operators to form a regional alliance in South East Asia and Australia called the Bridge Mobile Alliance (incorporated in Singapore as Bridge Mobile Pte Limited). The principal activity of the joint venture is to create and develop regional mobile services and manage the Bridge Mobile Alliance Program, which facilitates roaming between alliance members' networks.

Tower Infrastructure Services

Tower Infrastructure Services include setting up, operating and maintaining towers. Towers comprise the non-active components of a wireless telecommunications infrastructure network, including the tower structure, shelters, industrial air conditioners, diesel generators, batteries, switch mode power supplies and voltage stabilizers.

The Guarantor deploys, owns and manages tower infrastructure pertaining to telecom operations through its subsidiary Bharti Infratel and Bharti Infratel's 42.0% interest in the telecom Tower Infrastructure company Indus Towers, providing services on a non-discriminatory basis to all telecom operators in India. Including its proportionate interest in Indus Towers, Bharti Infratel is amongst the largest providers of Tower Infrastructure in India and in the world as measured by number of towers. Indus Towers is a joint venture between Bharti Infratel, Idea Cellular (formerly Aditya Birla Telecom Limited) and Vodafone India. As at March 31, 2014, Bharti Infratel operated 35,905 towers and Indus Towers operated 113,008 towers. As at March 31, 2014, Bharti Infratel had 69,137 co-locations for a sharing ratio of 1.90, while Indus Towers had 233,488 co-locations for a sharing ratio of 2.05. Taking into consideration Bharti Infratel's proportionate ownership of Indus Towers, Bharti Infratel owned and maintained 83,368 towers with 167,202 co-locations for a sharing ratio of 1.99 as at March 31, 2014.

On December 28, 2012, shares of Bharti Infratel were listed on the BSE and NSE after Bharti Infratel completed an initial public offering of its equity shares, raising approximately Rs. 41.7 billion. The proceeds were used primarily for the expansion of Bharti Infratel's tower network and upgrades to its existing towers. The Guarantor did not participate in the share sale and did not receive any of the proceeds from the sale. However, the Guarantor is entitled to dividends payable on its shareholdings in Bharti Infratel. During the fiscal year 2013, Bharti Infratel has declared a dividend of Rs. 5.5 per equity share. During the third quarter of fiscal year 2014, Bharti Infratel announced a change in its dividend policy and increased the payout ratio to the higher of 60%-80% of the company's profit after tax (excluding dividend distribution tax) and 100% of any dividend received from its subsidiaries and associates, subject to adequate liquidity and approval by the board of directors. As a result, for the fiscal year ended March 31, 2014, Bharti Infratel's board of directors has proposed a dividend of Rs. 4.4 per equity share, subject to shareholder approval.

Network Partners and Joint Ventures

Strategic Equity Partners

The Guarantor has a strategic alliance with SingTel which has enabled the Guarantor to further enhance and expand its telecommunications networks in India to provide quality service to its customers. SingTel has made an investment in the Guarantor which is one of their largest investments made in the world outside Singapore. As at March 31, 2014, SingTel held approximately 32.4% of the Guarantor's shares through direct and indirect ownership.

In June 2013, the Guarantor completed the allotment of 199,870,006 new equity shares to the Qatar Foundation Endowment, representing 5.0% of the post issue share capital of the Guarantor. As part of the investment, Qatar Foundation is entitled to one seat on the Guarantor's Board. The Guarantor believes that the Qatar Foundation Endowment's investment and presence on its board of directors supports the Guarantor's long term growth and will benefit the Guarantor's future Indian and international business endeavors.

Equipment and Technology Partners

The Guarantor has forged long-term strategic partnerships in all areas including equipment and technology, building upon the unique outsourcing business models that the Guarantor has pioneered. The Guarantor believes its business models have enabled it to partner with global leaders who share its objective of co-creating innovative and tailor made solutions for the markets in which the Guarantor operates.

Telemedia Partners

For telemedia services in India (e.g., fixed-line broadband and telephone), the Guarantor has partnered with ALU, a special purpose vehicle of Alcatel-Lucent India Limited, under a managed services agreement. On February 5, 2013, the Guarantor purchased Alcatel-Lucent India Limited's entire equity interest in the venture and renamed the venture Telesonic Networks Limited. The Guarantor believes this acquisition will enable it to better manage its fixed line and broadband networks, allowing the Guarantor to provide faster mobile broadband speeds to customers, improve the quality of broadband service on mobile phones and improve customer satisfaction in its network across India.

IT Partners

Since 2004, the Guarantor has maintained a strategic partnership with IBM for all business and enterprise IT systems. The Guarantor's contract with IBM covers, among others, financial systems, reporting and analytics tools, customer web portal, digital goods, delivery, technical evolution, scale, tariff changes and subscriber growth. During the third quarter of fiscal year 2011, the Guarantor entered into a global IT outsourcing contract with IBM covering India, Bangladesh, Sri Lanka and the African regions. The Guarantor has also partnered with IBM for digital media exchange, a service which would enable the Guarantor to establish a presence in the digital cinema and digital signage arena with a host of other media and entertainment related services.

Building on the 10-year relationship between the Guarantor and IBM to provide telecommunication solutions and customer-centric services, the Guarantor signed a new five-year agreement with IBM on April 2, 2014 to manage the Guarantor's infrastructure and application services in India. The Guarantor believes this agreement will leverage IBM's industry solutions and global experience and provide the Guarantor with greater flexibility to scale services and adapt to changing market dynamics.

Customer Care Partners

The Guarantor's call center partners are IBM Daksh, Wipro, Mphasis, Firstsource, Teleperformance, Aegis and HGSL, amongst others, providing a strong customer experience through dedicated contact center operations. The Guarantor's existing call center technology partners are Avaya, Wipro and Cisco, providing interactive voice response and call routing and handling technology.

Content and Value Added Partners

The Guarantor works with globally recognized organizations such as Comviva, OnMobile, Yahoo, Google and Spice Digital, among others, providing each of its customers with a unique experience in 136 value added services such as caller ring back tone, music on demand, email services and other applications on the Guarantor's WAP site. The Guarantor has revenue sharing agreements in place with most of these content partners. The Guarantor also has an alliance with Research In Motion Limited ("RIM") for selling "Blackberry" enterprise services and "Blackberry internet services."

Network Partners

The Guarantor's network partners include active network partners, Tower Infrastructure Services partners and IT partners. The active network partners plan, design, supply, implement, integrate, deploy and maintain the Guarantor's mobile network. The Tower Infrastructure Services partners provide and maintain site infrastructure such as towers, shelters and other equipment needed to operate the Guarantor's mobile network. IT partners provide services related to the Guarantor's customer-facing and internal IT requirements.

Active Network Partners

The key agreements with the active network partners include Equipment Supply Contracts and Service Contracts. The Equipment Supply Contracts cover the supply of hardware, software and other

electronic equipment required to set up and expand the Guarantor's mobile network. The Service Contracts provide for the planning, designing, implementation, integration, deployment and maintenance of the equipment deployed under the Equipment Supply Contracts.

The Guarantor has minimized its dependence on any single network partner to provide critical network services by obtaining ownership of equipment deployed by its network partners under the Equipment Supply Contracts and utilizing GSM technology that can be set up and maintained with standardized components, allowing equipment installed by one partner to be integrated, expanded and maintained by another competing partner. This enables the Guarantor to enter into short-term non-exclusive contract with network partners and separate Service Contracts from Equipment Supply Contracts. Typically these contracts are for two-year to three-year term. The Guarantor engages in a new request-for-proposal process at the end of each contract term, which allows the Guarantor to continually re-evaluate the cost and performance of each active network partner and form new partnerships as necessary.

The Guarantor has partnered with Ericsson since 1995, NSN since 2004 and Huawei since 2007 for its networks in India, Sri Lanka and Bangladesh. As discussed above, while many of these relationships are long-standing, the contracts with the Guarantor's service partners are typically re-evaluated every two to three years depending on the contractual terms. Each partner is assigned to service a specific geographical region of the Guarantor's mobile network. For the Guarantor's 2G and 2.5G network, Ericsson was awarded contracts for 15 Circles and a majority of the mobile network regions in Bangladesh, while NSN was awarded contracts for eight Circles and Huawei was awarded contracts for the entire Sri Lanka mobile network and a portion of the Bangladesh mobile network. For the Guarantor's 3G network, Ericsson was awarded contracts for eight Circles, NSN was awarded contracts for three Circles and Huawei was awarded contracts for two Circles. For the Guarantor's new 4G network rolled out in Kolkata April 10, 2012, ZTE was awarded the contract for building and operating the network. Huawei was awarded the contract for building and operating the Guarantors 4G network deployed in Karnataka in May 2012 and NSN was awarded the contract for building and operating the Guarantors 4G network deployed in the Maharashtra Circle in October 2012. For its African operations, the Guarantor has awarded 2G and 3G contracts to Ericsson, NSN and Huawei, dividing the territories between these three partners.

The Guarantor has worked with these network partners to purchase network equipment and capacity on an actual need basis, rather than at a box rate basis for installed equipment which set capacity amounts that may or may not reflect actual requirements. To ensure quality of service, payments to the network partners are adjusted based on quality of service metrics. The Guarantor provides usage projections and quality of service objectives to be met by each network partner, and it pays based on usage and quality of service parameters once it begins to use this capacity, thereby matching equipment and capacity purchases with capacity needs and quality of service.

Tower Infrastructure Partners

The tower infrastructure of the Guarantor's mobile network is provided through Bharti Infratel and Indus Towers. Tower infrastructure includes the telecommunication site housing the active network equipment, any infrastructure located at such site, including but not limited to the tower, shelter, diesel generator sets, air conditioners and electrical power and civil works. Indus Towers is a joint venture with other mobile network operators in India. For more information on Indus Towers, see "Business — Business — Tower Infrastructure Services."

The Guarantor has entered into Master Services Agreements with Indus Towers and Bharti Infratel. These Master Service Agreements are long term and are reviewed yearly. Individual services agreements entered under these Masters Service Agreements are typically for a minimum period of five years and can be terminated after seven years for a penalty fee. If a Master Service Agreement terminates, all service agreements made under it terminate as well. Under the individual service agreements, the Guarantor typically pays a lease fee and energy charges. If additional mobile network operators share the same Tower Infrastructure Services, the Guarantor's charges are reduced according to a formula based on the number of operators sharing the Tower Infrastructure Services. As at March 31, 2014, the Guarantor had service agreements with Bharti Infratel in eight Circles of India and with Indus Towers in 15 Circles of India. In Africa, the Guarantor has entered into Master Service Agreements with Ericsson, NSN and Huawei for the maintenance of its tower infrastructure.

Licenses and Regulations

The operation of telecommunications networks and the provision of related services are regulated to varying degrees by national, state, regional or local governmental and/or regulatory authorities. Operating licenses of the Guarantor and its subsidiaries specify the services they can offer and the frequency spectrum they can utilize for wireless operations. These licenses are subject to review, interpretation, modification or termination by the relevant authorities. The operating licenses are generally renewable upon expiration. However, there is no assurance that they will be renewed or that any renewal on new terms will be commercially acceptable to the Guarantor and its subsidiaries. See "Risk Factors — Risks Relating to the Guarantor's Business — The telecommunications market is highly regulated and changes in laws, regulations or governmental policy could adversely affect the Guarantor's business, prospects, financial condition and results of operations" and "Risk Factors — Risks Relating to the Guarantor's Business — The Guarantor's telecommunications licenses, permits and frequency allocations are subject to finite terms, ongoing review and periodic renewal, each of which may result in modification or early termination."

The Guarantor holds mobile network licenses in all 22 Circles (UAS Licenses in 21 Circles and a Cellular Mobile Telephone Service License in the remaining Circle), an NLD License, an ILD License, a VSAT License and an ISP License. It has received amendments to UAS Licenses to use the 3G spectrum in 13 Circles and the BWA spectrums in four Circles. Apart from the telecom licenses, the Guarantor through one of its group companies also holds a DTH License in India.

The Guarantor inherited a number of licenses in its various African operations when it acquired Zain Africa B.V., primarily relating to authorization by local authorities to operate public mobile telecommunications networks and for frequency spectrum. In Nigeria, the Guarantor holds a UAS License, a Digital Mobile License for the Guarantor's 2G network and a 2GHz Spectrum License for the Guarantor's 3G network. All 17 African countries in which the Guarantor operates have 900 MHz spectrum. The Guarantor's average 2G spectrum across these 17 countries is close to 20 MHz. The Guarantor also has 3G spectrum across 14 African countries.

For more information on the Guarantor's licenses and regulations affecting the Guarantor, see "Regulation."

Customers and Distribution network

The Guarantor serves customers across numerous constituencies through its Indian and international networks, including individuals, small and medium enterprises, large companies, other carriers and governments. As at March 31, 2014, the Guarantor served an aggregate of 295.9 million customers. In India, the Guarantor has the largest wireless services customer base, with 205.5 million mobile subscribers as at March 31, 2014, which represents a customer market share of 22.53%, according to TRAI. In Africa, the Guarantor's subscriber base comprised 69.4 million customers as at March 31, 2014. The telecommunications market in India is characterized by high phone penetration and high usage. Conversely, the telecommunications market in Africa is characterized by relatively low mobile penetration, low usage and high ARPU. As at end of March 2014, eight of the 17 markets in which the Guarantor operates have mobile penetration rates of less than 65% according to Informa Telecoms & Media.

The Guarantor believes its strong distribution network is a critical part of its business and a key reason for its large customer base. As at March 31, 2014, the Guarantor had more than 1.5 million retail outlets in India and over 42,000 retail outlets in Sri Lanka offering its products, many of which have long term relationships with the Guarantor. As it has done in India, the Guarantor is developing a wide distribution presence in Africa, introducing convenient services such as electronic recharge options as well as augmenting its distribution base to increase customer access to its services. As at March 31, 2014, the Guarantor's network in India covered 5,121 census cities and towns and 460,783 non-census towns and villages in India, covering a geographic area in which approximately 86.7% of the country's population is located. As at March 31, 2014, 95.1% of the Guarantor's subscribers in India were pre-paid and 99.3% of its subscribers in Africa were pre-paid.

Employees

As at March 31, 2014, the Guarantor's total number of employees in India was 18,975 (excluding the Guarantor's proportionate consolidation of Indus Towers); the total number of employees in India as at March 31, 2013 was 20,039. In Africa and South Asia, the Guarantor's total number of employees was 5,127 and 791, respectively, as at March 31, 2014 and 4,932 and 739, respectively, as at March 31, 2013.

The Guarantor seeks to attract the highest quality engineering and management graduates. It arranges for employees to participate in development training programs throughout their employment, with the majority of such programs being run in-house.

The Guarantor continues to invest in its employees to upgrade their skills and competencies through various learning and development initiatives, such as e-learning.

Trademarks

The Guarantor's general policy is to seek intellectual property protection for those inventions and improvements likely to be incorporated into its products or to give it a competitive advantage. The Guarantor relies on a variety of copyrights, trade secrets, trademarks and proprietary information to

maintain and enhance its competitive position. The Guarantor's principal brand name "AIRTEL" is registered trademark of India. In other countries, the registered trademark is either "AIRTEL" or "Airtel." The Guarantor has also registered trademarks in the United States, the European Union, Hong Kong, Singapore, Mozambique, Nigeria, Uganda, Ethiopia, Zambia, Kenya, Madagascar, Malawi and Rwanda.

The Guarantor changed its logo for the mark "airtel" in November 2010 and registered the new "airtel" logo in India, Sri Lanka, Tanzania, Kenya, Madagascar, Malawi, Uganda, Rwanda, Sierra Leone, Seychelles, DRC, Nigeria, Zambia, Ghana and OAPI (which includes Chad, Burkina Faso, Gabon, Niger and the Congo (Brazzaville)) in which it has operations. The Guarantor also registered the new "airtel" logo in Angola and South Africa, where it currently does not have operations. Registration of the "airtel" logo is pending in Bangladesh as of the date of this Offering Memorandum.

Competition

India

The Indian wireless industry is highly competitive with most Circles having 12 to 14 licensees with at least 10 operators currently operating in each Circle (with the exception of Jammu and Kashmir and the Northeastern states). The Guarantor's primary competitors are pan-India operators such as Vodafone India, Reliance Communications, BSNL, Mahanagar Telephone Nigam Ltd. ("MTNL"), Idea Cellular, Tata Teleservices and Aircel. The Guarantor competes with all these operators in the wireless market space. In addition, to facilitate greater competition, the regulator launched nationwide Mobile Number Portability ("MNP") in January 2011. For more information on MNP, see "Regulation — Regulation Governing the Guarantor's Business".

Based on June 2013 and February 2014 data reported by TRAI, the Guarantor continues to be the market leader in wireless market space both in terms of customer market share as well as revenue market share despite the aggressive launch by the new players in the last 36 months. The Guarantor had an approximate 10.1% market share lead over its nearest rival in wireless revenue market share based on gross revenues (based on June 2013 data reported by TRAI) and an approximate 4.3% lead in terms of customer market share (based on February 2014 data reported by TRAI). The Guarantor has also been a net gainer of customers since the launch of MNP, with the number of subscribers porting into their network exceeding the number of port out requests.

The Guarantor expects the Indian wireless industry to be impacted by the Supreme Court's order, dated February 2, 2012, to cancel 122 2G telecom licenses. Some mobile services providers, such as Etilsat and S-Tel, have ceased operations in India because of the cancellation order, and the Guarantor believes other companies may reduce or cease operations as a result of the order. On February 20, 2014, the DoT provided guidance on consolidation in its merger and acquisition policy. The policy allows telecommunication operators to acquire or merge with other operators only if they meet certain criteria pre- and post-merger/acquisition. This may limit opportunities for the Guarantor to consolidate with or acquire other operators in certain Circles. The new guidance may also allow faster consolidation among other telecommunication operators. Any such consolidation may result in intensified competition in those Circles.

The Guarantor also operates in the international and national long distance segments, where barriers to entry are low and licenses are available at relatively low prices. While a number of operators have been

awarded licenses, the Guarantor's primary competitors in this segment include Tata Communications, BSNL and Reliance, with the other licensees using their long distance licenses primarily to carry their own traffic. Smaller operators, however, do not own their have fibers to carry their traffic and continue to lease traffic capacity from the larger operators such as the Guarantor.

In the traditional fixed line services, the Guarantor's primary competitors are existing government-owned entities such as BSNL and MTNL. The Guarantor's strategy is to offer features such as rich fixed wireless services as a substitute for narrow band telephony services offered by BSNL and MTNL.

The Guarantor's main competitors in the Tower Infrastructure Services business include Reliance Infratel, Viom Networks and GTL Infrastructure while smaller operators include American Tower Company and ITIL. The barrier to entry in this business is low. However, the Guarantor (including its Indus Towers joint venture) is one of the largest Tower Infrastructure Services providers in India in terms of towers, with a pan-India footprint and high pedigree of tenants on its towers.

In the DTH segment, the Guarantor's current competitors include Dish TV, Tata Sky, Reliance BIG, Sun Direct and Videocon. While the entry barriers to this segment are relatively low, the constraining factor remains the availability of appropriate band transponder capacity in satellites with footprint over India.

International

(i) Africa

The Guarantor competes with approximately 29 different operators across its 17 African operations. The total number of operators (including the Guarantor) per country ranges from two (Seychelles and Malawi) to nine (Nigeria), with an average of four operators per country. GSM operations are prevalent in all these countries and many of these countries also have 3G operations.

The Guarantor was the top ranked operator in six countries, second ranked operator in nine countries, and third ranked operator in two countries (all ranked by number of subscribers as at March 31, 2014) according to Informa Telecoms & Media. The Guarantor's total number of subscribers in the 17 countries was 69.4 million as at March 31, 2014.

According to Informa Telecoms & Media, active SIM penetration rates vary widely across these 17 countries from approximately 24.99% in Madagascar to approximately 159.53% in Gabon as at March 31, 2014.

Subscribers are unevenly distributed across countries. As of March 31, 2014, Nigeria had the largest number of reported market subscribers at approximately 130 million followed by Kenya at 32 million while Seychelles and Gabon have the least number of reported market subscribers, according to Informa Telecoms & Media.

The chief competitors of the Guarantor are Etisalat (seven countries), MTN (six countries), Millicom (five countries), France Telecom / Orange (four countries) and Vodafone / Vodacom (four countries).

(ii) *South Asia*

The Guarantor competes with approximately five and four other operators in Bangladesh and Sri Lanka, respectively. The Guarantor's total number of market subscribers in the Bangladesh and Sri Lanka was 8.6 million as at March 31, 2014, as compared to 7.9 million subscribers as at March 31, 2013. In September 2013, the Guarantor was awarded license and spectrum to operate 3G service across Bangladesh. The Guarantor provides 3.5G across major towns in Sri Lanka.

The primary competitors of the Guarantor in Bangladesh are Grameenphone, Banglalink and Robi. The primary competitors of the Guarantor in Sri Lanka are Dialog, Mobitel and Etisalat.

Litigation

The Guarantor is currently a party to certain proceedings brought by various government authorities and private parties. The Guarantor is one of the largest companies in India and has diversified operations throughout the country. From time to time, the Guarantor is involved in various disputes and proceedings. In addition to the litigation disclosed below, the Guarantor is also involved in, or is a party to, many other disputes. Other than as described below, the Guarantor and its subsidiaries are not involved in any litigation that may (individually or in the aggregate) have a material effect on the Guarantor's business, prospects, financial position, cash flows and results of operations.

India Litigation

Except as described below, the Guarantor is not involved in any legal proceedings and disputes, and no proceedings are threatened, which may have, or have had, a material adverse effect on the business, financial condition or operations of the Guarantor. The Guarantor believes that the number of proceedings and disputes in which the Guarantor is involved in, is not unusual for a company of its size in the context of doing business in India and in the international market. Civil, tax and regulatory cases involving an amount of U.S.\$100 million and more have been disclosed below. Additionally all material cases pertaining to the Guarantor and its subsidiaries including all criminal cases, environmental cases and cases the outcome of which may have a material adverse impact on the Guarantor's business, have also been disclosed below.

CBI investigation

1. In the matter CBI v. Shyamal Ghose and Others, in the special court for the 2G Spectrum Cases ("Special Court"), the CBI has filed a first information report ("FIR") which was registered on November 17, 2011 against Bharti Airtel Limited (the "Guarantor") and other telecom providers on account of alleged irregularities in spectrum allocation by the DoT in 2002. The CBI has alleged in the FIR that the DoT in allocating additional spectrum (between eight and 10 Mhz) to telecom operators without charging for further spectrum usage charge from these telecom operators (per an order dated February 1, 2002) had caused a loss to the Government for an amount of Rs. 5,080 million. The CBI has on December 21, 2012 filed a charge sheet before the Special Court dealing with 2G spectrum cases, against the then Secretary of Telecom in the Government of India, the Guarantor and another prominent telecom operator in India, in

relation to the allocation of additional spectrum to the Guarantor for the Delhi Circle and to another prominent telecom operator for the Mumbai and Delhi Circles during 2002 and 2003. The Special Court considered the charge sheet on March 19, 2013.

The Special Court by its order dated March 19, 2013 (“Order”) had ordered issuance of summons to the Guarantor, another prominent telecom operator in India, Mr. Sunil Bharti Mittal, Chairman (at the relevant time, the Chairman and managing director) of the Guarantor and two individuals from another prominent telecom operator in India and an ex-official of the Government of India for appearance at the court on April 11, 2013. The summons to Mr. Sunil Bharti Mittal was on the basis that Mr. Sunil Bharti Mittal was Chairman and managing director of the Guarantor and therefore in that capacity was prima facie in control of the affairs of the Guarantor as he represented the directing mind and will of the Guarantor and was consequently the *alter ego* of the Guarantor. Due to this reason the acts of the Guarantor were attributed to Mr. Sunil Bharti Mittal for the purposes of the Order.

Mr. Sunil Bharti Mittal has filed a special leave petition in the Supreme Court which, on April 8, 2013, issued notice to the CBI with directions to file relevant papers and rejoinders. Also on April 15, 2013, the Supreme Court has, by its interim order, deferred the proceedings before the special judge until the special leave petition is heard. The matter is listed for hearing on August 5, 2014.

Directorate of Enforcement investigation:

As a corollary to the aforesaid CBI investigation, with regard to allocation of additional spectrum (between eight and 10 Mhz) by the DoT in 2002, the Directorate of Enforcement through its letter dated April 20, 2012 and other related requests has also asked the Guarantor under Section 50 of the Prevention of Money Laundering Act, 2002 to produce certain records. The Guarantor has provided necessary cooperation and documents to the investigation agencies. This matter is currently pending.

As of the date of this Offering Memorandum, no further details of these investigations have been announced by the ED. The Guarantor believes it has fully cooperated with the ED and the CBI. For a further discussion of the risks relating to these ongoing investigations, see “*Risk Factors —Risks Relating to the Guarantor’s Business — The Guarantor is involved in certain legal proceedings that, if determined against it, could have an adverse effect on its business, results of operations, cash flows and financial condition*”.

Spectrum charges dispute

1. The DoT, in its order dated February 25, 2010, issued an order (the “DoT Order”) pursuant to which the 2G spectrum charges applicable on telecom service providers, have been increased by 1-2% with effect from April 1, 2010. The Guarantor, along with other telecommunications service providers appealed against the DoT Order, before the TDSAT. In its order dated September 1, 2010 the TDSAT ruled in favor of the DoT upholding the DoT Order. The Guarantor has challenged the decision of TDSAT before the Supreme Court. The Supreme Court, in its order dated October 22, 2010, stayed the operation of the DoT Order, imposing the following conditions:
 - a. The Guarantor to deposit 50% of the disputed outstanding principal amount of the spectrum charges payable net of interest in its registry within a period of two weeks;

- b. The balance 50% of the disputed outstanding amount net of interest be secured by way of bank guarantee of a nationalised bank to be provided within a period of two weeks; and
- c. The managing director of the Guarantor to give an affidavit to the effect that, in the event of appeal before the Supreme Court is dismissed; the Guarantor will pay the balance amount with interest at the rate which may be fixed by the Supreme Court at the appropriate stage.

The Supreme Court also stated that in case of a breach of the aforementioned conditions, the impugned DoT order will come into force with immediate effect. All the conditions as stated herein above have been fulfilled and the stay has been maintained. The matter is currently pending before the Supreme Court and listed in the regular board for final hearing. The Guarantor by way of caution had made the payments to the DoT under protest and has made appropriate provisioning for all claims. The total exposure for the matter is Rs. 18,846.66 million.

Regulatory matters

1. Subsequent to a Government approval of the decision of levying a one-time spectrum charge on November 8, 2012, an order dated December 28, 2012 was passed by the DoT levying a one-time charge on incumbent telecom operators, by which a one-time charge was levied in accordance with the rates provided for in the schedule of the decision dated December 28, 2012 on entities holding spectrum above 6.2 MHz between the period of July 1, 2008 to December 31, 2012. Additionally, a one-time charge for holding more than 4.4 MHz of spectrum prospectively from January 1, 2013 was levied in accordance with the rates provided in the schedule of the decision dated December 28, 2012. Thereafter on January 8, 2013, the DoT issued a demand notice raising a demand of Rs. 52,012.40 million against the Guarantor as one time spectrum charges, out of which, Rs. 17,580.70 million was required to be paid within 21 days from the date of issue of the said demand notice. The Guarantor challenged the demand by filing a writ petition (no. 184 of 2013) before Bombay High Court, which by order dated January 28, 2013 has stayed the demand while directing the respondents not to adopt any coercive action for non-payment till the next date of hearing. The matter is currently pending.
2. The Government introduced a new package with effect from August 1, 1999, being the "Migration Package" pursuant to the "New Telecom Policy 1999" regime which required the licensees to migrate from fixed license fee to revenue sharing fee, under which the licensee would be required to pay a one-time entry fee and license fee as a percentage share of gross revenue under the license. In connection therewith, a dispute arose regarding the definition of Adjusted Gross Revenue ("AGR") which was challenged by the Guarantor along with other telecommunications service providers and COAI before the TDSAT. The TDSAT by way of orders dated July 7, 2006 and August 30, 2007 ("Orders") held that the license fee would be payable only on revenues arising out of 'licensed activity' and not revenue arising out of activities outside the license. Aggrieved by this, the DoT filed an appeal before the Supreme Court which, by an order dated October 11, 2011, set aside the Orders and held that TDSAT had no power to get into the validity of the definition of AGR, but could interpret the definitions based on the materials on record and remitted the matter back to TDSAT for a fresh decision. The matter is currently pending for arguments before the TDSAT.

The Guarantor has thereafter challenged the validity of the definition of AGR through a writ petition filed before the Kerala High Court at Ernakulam which passed an interim order dated June 8, 2012 in favour of the Guarantor, ordering it to continue making payments in the same way it was being made throughout the period of its license for telecom activities.

Subsequently, in November 2012 and thereafter, the DoT has also raised additional demands on account of special audit for fiscal years ended 2007 and 2008 against the Guarantor and Bharti Hexacom Limited amounting to Rs. 3,223.07 million and Rs. 110.21 million respectively. In case of the demand against the Guarantor, the Kerala High Court passed an interim order on November 23, 2012 in favour of the Guarantor. In case of the demand against Bharti Hexacom Limited, the Agartala bench of Guwahati High Court granted stay on February 1, 2013. In November 2012, the DoT had also issued supplementary show cause notice on account of special audit amounting to Rs. 226.52 million against which the Guarantor and Bharti Hexacom Limited have submitted representations to the DoT.

From November 2012 and onwards, the DoT has raised various license fee assessment demands cum show cause notices on the Guarantor and Bharti Hexacom Limited. The license fee assessment demands cum show cause notices on the Guarantor for the fiscal year ended 2007 and 2008 amounted to Rs. 1,872.88 million and Rs. 6,108.54 million, respectively, and the revised demand cum show cause notices on Bharti Hexacom Limited for the fiscal year ended 2007 amounted to Rs. 32.40 million. For the said license fees assessment demands cum show cause notices totalling Rs. 8,013.82 million, the Guarantor and Bharti Hexacom Limited have approached the Kerala High Court and TDSAT, respectively, and similar interim orders have been passed against such demands and the DoT. The TDSAT has further stayed the original demand raised on Bharti Hexacom Limited for the fiscal year ended 2007 through its order dated February 18, 2013. These matters are currently pending.

Further, against the aforesaid demands on account of special audit and license fee assessment raised on the Guarantor and Bharti Hexacom Limited, the Guarantor has filed petitions before the TDSAT, regarding interpretation of the definition of AGR and further challenging all the license fee assessment demands raised by DoT, including the demand dated January 31, 2013 raised on Bharti Hexacom Limited for the year 2007. The TDSAT has also stayed the demand through its order dated February 18, 2013. These matters are currently pending.

For the license fee assessment demands cum show cause notices amounting to Rs. 20,705.09 million for various financial years raised against the Guarantor and Bharti Hexacom Limited, representations have been submitted to the DoT. The matters are currently pending before the DoT.

Thus, the total license fee assessment demand cum show cause notices raised by the DoT for the financial years ending 2006-07 to 2010-11, according to the Guarantor, amount to Rs. 28,718.91 million (which includes demands challenged in the court, and also the demands for which the Guarantor has not approached the court and against which only representations have been submitted to DoT).

3. The Government on November 3, 2006 increased royalty charges (based on revenue share) for microwave access and microwave backbone networks of global systems of mobile

communication based telecom service providers. Aggrieved by this, COAI and others, including the Guarantor, filed a petition against the DoT before the TDSAT which, by order dated April 22, 2010, allowed COAI's petition. While the matter was pending adjudication in TDSAT, the DoT further increased the microwave charges on November 10, 2008 and made the decision effective retrospectively from November 3, 2006. Thereafter the DoT filed a special leave petition before the Supreme Court, challenging the decision of the TDSAT and hearing is currently pending. The disputed royalty amount involved in the case is approximately Rs. 11,237.24 million.

4. A special leave petition has been filed by Mr. Yakesh Anand in the Supreme Court against the UoI on the issue of allocation of spectrum beyond 6.2 MHz to GSM operators (i.e. allocation of excess spectrum). DoT had allocated the excess spectrum to GSM operators without any additional charge, which has been alleged by the petitioner to be illegal and having caused a loss of Rs. 369.93 billion, calculated on the basis of Comptroller and Auditor General of India report of 2010. The petition has been filed to request quashing of allocation of excess spectrum and order an investigation into the said allocation. The matter is currently pending.
5. A public interest litigation has been filed in the Delhi High Court by Telecom Watchdog against UoI challenging the allocation of 2G spectrum by UoI to the Guarantor beyond 6.2 MHz. It has been contended in the petition that spectrum is a scarce resource and had been distributed in an arbitrary manner in violation of DoT's and TRAI's stipulations on the same, resulting in loss to the exchequer. The matter is yet to be listed for hearing. Meanwhile the Telecom Watchdog has also filed a transfer petition in the Supreme Court which has been allowed by its order dated September 30, 2013. The matter is now pending before the Supreme Court.
6. TDSAT had, through an order dated March 31, 2009, held that the COAI and its members (which includes the Guarantor) did not have any right to receive GSM spectrum beyond 6.2 MHz. A civil appeal has been filed by the COAI in the Supreme Court against the said order. Additionally, on March 12, 2012, an application for directions was filed in the Supreme Court requesting quashing of DoT's decision to allocate GSM spectrum to the 'code division multiple access ("CDMA") licensees', cancellation of GSM spectrum allocated to CDMA licensees and a fresh auction for the cancelled spectrum. The matter is currently pending.
7. The Association of Unified Telecom Service Providers of India ("AUSPI") has also filed a public interest litigation before the Supreme Court questioning the allocation of additional spectrum to the telecom operators. AUSPI has prayed to the Supreme Court to (a) hold and declare that the allocation beyond and in excess of 6.2 Mhz is bad in law; (b) make the aforesaid spectrum available through auction; and (c) TRAI to recommend appropriate compensation that should be recovered from various telecom operators. The matter is currently pending.
8. The Guarantor had filed a petition before the TDSAT against Tata Tele Services (Maharashtra) Limited and Tata Tele Services Limited (collectively "Tata Teleservices") for recovery of SMS termination charges which was allowed by the TDSAT through an order dated August 30, 2012. Tata Teleservices have challenged the TDSAT judgment before Supreme Court. The Supreme

Court admitted the appeal of Tata Teleservices and further ordered that if the appeal is allowed then the Guarantor shall have to refund the amount paid by Tata Teleservices along with interest at the rate of 12% per annum. Tata Teleservices have made a payment of Rs. 4,012 million post deduction of tax at source to the Guarantor. The matter is currently pending.

9. The Telecom Enforcement Resources and Monitoring Cell of the DoT has issued show cause and demand notices to the Guarantor for violations of electromagnetic field (“EMF”) norms, delay in submission of EMF self-certification, radiation exceeding emission norms, missing signage for 21 Circles and for approximately Rs. 13,906.5 million as of April 30, 2014 (Rs. 20 million is being claimed towards violation of emission norms and Rs. 13,886.5 million on account of procedural non compliance of such norms). In order to recover the amounts claimed in such show cause and demand notices, the DoT had attempted to invoke the bank guarantees provided by the Guarantor. The Guarantor, through COAI, challenged the action of the DoT as well as the validity of the DoT’s circular dated October 11, 2012 before the TDSAT. The TDSAT by its order dated August 26, 2013 has restrained the DoT from recovering any amount pursuant to the invocation of the bank guarantees provided by the Guarantor.

Further, a separate joint industry petition has been filed on the issue of levy of penalty retrospectively on account of improper, missing, or absent signages. TDSAT, while tagging the said petition along with joint industry petition on imposition of penalty for delay in submission of self-certificates, has directed that the DoT shall not take any coercive measure for enforcement of the impugned demand notices or invocation of bank guarantee. The matters are currently pending.

The DoT has also by way of a letter dated November 20, 2013 amended the penalty structure for EMF non-compliances. For radiation related non-compliances, the DoT increased the penalty from Rs. 0.50 million to Rs. 1 million. For delayed submissions, the penalty has been reduced from Rs. 0.50 million to Rs. 5,000 to Rs. 50,000 depending on the period of delay. Further, any deficiency in self certification will invite penalty at the rate of Rs. 2,000 to 50,000 depending on the type of deficiency. Also, a time of 15 days has been provided to test and submit self certificates for new sites and relaxing certification procedure for upgrade cases, with prospective effect. The past penalties on account of delayed self certification are currently *subjudice* and pending before TDSAT with interim orders having been passed in favor of the Guarantor.

10. The Guarantor has received two penalty notices from the DoT dated July 9, 2013 aggregating to Rs. 6,500 million. The DoT has alleged that the Guarantor has provided subscribed local dialing services between the years 2002 and 2005 in violation of the terms of the license held by it. The DoT has alleged that the Guarantor has violated the national routing and numbering plan, bypassed the national long distance traffic, not paid the applicable access deficit charges to BSNL and caused a loss to the government exchequer on account of license fee and spectrum usage charges. The DoT has sought to levy a penalty of Rs. 5,500 million for 11 Circles at the rate of Rs. 500 million per Circle by way of one notice. The DoT, has by way of the second notice sought to levy a penalty of Rs. 1,000 million for two Circles. The Guarantor has challenged the two penalty notices by way of petitions before the TDSAT. The TDSAT by way of an interim order dated July 23, 2013, has directed the DoT not to take any coercive measure against the Guarantor for the realization of the penalty imposed in the two penalty notices. The matter is currently pending.

11. The license issued to the Guarantor in 1994 was valid for a period of 20 years. Accordingly, the license for Delhi and Kolkata Circles are due for expiration in the year 2014. The Guarantor made an application to the DoT on January 29, 2013, seeking extension of its licenses along with the bundled spectrum already allocated. The DoT issued guidelines dated January 22, 2013, to be read with the notice dated January 30, 2013, inviting applications proposing to auction spectrum in the 900 MHz band already held by the Guarantor in Delhi and Kolkata service areas.

The same was challenged by the Guarantor before the Delhi High Court by way of a writ. The writ was disposed of with a direction to the DoT to 'dispose of the pending applications'. Subsequently, the DoT met the Guarantor and another telecom operator in a short joint hearing whereby it rejected the applications for extension by its letter dated March 22, 2013. The Guarantor filed a writ before the Delhi High Court on May 14, 2013. Subsequently, on November 28, 2013, in light of the constitution of the TDSAT, the Guarantor sought permission of the Delhi High Court to withdraw the writ petition with the liberty to approach the TDSAT. Delhi High Court through its order dated November 28, 2013 allowed the Guarantor to withdraw the writ and granted leave to approach the Tribunal within a period of four weeks. Accordingly, a petition had been filed with the TDSAT. The TDSAT dismissed the Guarantor's petition and upheld the DoT decision. An appeal was filed against the TDSAT order in Supreme Court. The appeal has been admitted and the matter is currently pending.

12. By way of a judgment dated December 6, 2013, the Supreme Court adjudicated whether the TDSAT has jurisdiction to decide upon the correctness or validity of TRAI regulations. The Supreme Court held that the TDSAT has no jurisdiction to decide upon the correctness or validity of TRAI regulations. As a result, various issues which the TDSAT had adjudicated upon the correctness or validity of TRAI Regulations can now be construed as void. The Supreme Court in the said order also observed that to that effect, TRAI regulations can always be challenged in the high court. The orders of the TDSAT on various issues included issues pertaining to TRAI regulations on port charges, access charges, carriage charges, transit charges among others. All of the issues which had been challenged by BSNL can now be considered as, in effect, having been decided in favour of the Guarantor. One of the issues involving the TDSAT which had been challenged by the Guarantor pertained to the issue of mobile termination charges ("MTC") of 0.20 paise prescribed by TRAI regulations issued in 2009.

The regulations provided that the MTC of 0.20 paise should be cost based and should also take into account the capital and operational expenditure and various cost elements of network. By an order dated September 29, 2010, the TDSAT observed that the TRAI should determine the MTC by including the traffic sensitive cost including capital expenditure, while permitting the regulations in relation to MTC. The TDSAT passed similar observations with respect to fixed termination charge, transit charge, carriage charge, and incoming international long distance termination rate of 0.40 paise. The other issues of port charges, carriage charges are pending adjudication.

3G Intra Circle Roaming (Provider Circles)

On May 31, 2013, the DoT issued a show cause notice to the Guarantor for alleged violation of license conditions by allowing the usage of 3G spectrum/network in the telecom service areas of

Assam, Bihar, Karnataka, Mumbai, Rajasthan, Uttar Pradesh (West) and West Bengal to companies such as Vodafone and Idea under intra-circle roaming arrangement. A reply against the same has been submitted to DoT on July 30, 2013, urging that there had been no violation and further requesting DoT to keep the matter in abeyance till the seeker circles litigations have been decided.

Further, DoT *vide* its letter dated August 1, 2013 raised a separate show cause notice for North East Service Area against Bharti Hexacom for alleged violation of license conditions in the matter. On September 30, 2013, Bharti Hexacom replied to the show cause notice stating that there had been no such violation and that DoT may keep the matter in abeyance till seeker circles litigations have been concluded.

Earlier, the Guarantor had approached the TDSAT against the 3G Intra Circle Roaming demands and penalty notices raised against the seeker circles of the Guarantor. On April 29, 2014 TDSAT gave a verdict, holding that 3G Intra Circle Roaming arrangements were valid and allowed the petition. TDSAT also quashed the penalty imposed in respect of seeker circles in the 3G Intra Circle Roaming matter. The Guarantor believes that this shall have a favourable impact on the show cause notices raised by DoT against the provider circles of the Guarantor and the Guarantor is in the process of writing to DoT to drop the notice issued in respect of provider circles.

General show-cause notices

1. The Guarantor has received various show-cause notices from TRAI and DoT as provided herein-below:
 - a) 11 show-cause notices dated November 1, 2010 with respect to non-compliance by the Guarantor of guideline issued by the DoT on November 27, 2009 (“DoT Guideline”). DoT Guideline, directed all mobile phone companies to bar all calls made from handsets without a valid ‘international mobile equipment identity’ number. DoT was of the opinion that the Guarantor by not complying with the DoT Guidelines, had breached its obligations under the ‘UAS license agreement (“ULA”)’. The Guarantor had been served with these show-cause notices to provide reasons as to why clause 10.2 of the ULA under which a penalty of Rs. 500 million was leviable was not to be invoked. The aggregate penalty demanded for 11 Circles is Rs. 5.5 billion. The Guarantor has replied to all the show-cause notices. The matter is currently pending.
 - b) Eight show-cause notices dated March 25, 2008 and six show-cause notices dated June 4, 2007 were received by the Guarantor from the DOT with respect to non-fulfilment of roll out obligations under the ULA. Schedule II, part V of the ULA stipulates that the licensor shall have the right to recover liquidated damages in case of breach of any obligations under the ULA. The Guarantor had been served with the show-cause notices to provide reasons as to why liquidated damages of Rs. 10 million for the Maharashtra service area and Rs. 70 million for each of the remaining 13 service areas was not to be levied on the Guarantor. The Guarantor has replied to all the show-cause notices. The matter is currently pending.
 - c) Five show-cause notices dated February 12, 2008, six show-cause notices dated June 12, 2007, one show-cause notice dated August 30, 2007, and one show-cause notice dated

September 11, 2007 were received by the Guarantor from the DoT asking for reasons as to why penalty should not be levied on the Guarantor and/or why its ULA not be terminated on account of violation of the ULA pertaining to spillage of radio transmission in 'no service' areas. The Guarantor has replied to all the show-cause notices. The matter is currently pending.

- d) One show-cause notice dated July 18, 2012 with regard to non-compliance of para 9(i) of TRAI direction dated July 4, 2011 on VAS, one show-cause notice dated April 18, 2011 with regard to non-compliance of specified benchmark of three network parameters and one customer service parameter in North-East and Assam of Standard of Quality of Service of Basic Telephone Service (Wireline) and Cellular Mobile Telephone Service Regulations, 2009 ("Service Regulations"), one show-cause notice in May 2012 with regard to alleged violation of specified benchmark of two network parameters for Gujarat and UP (West) service areas of Service Regulations, one show-cause notice dated October 29, 2012 with regard to alleged violation of specified benchmark of one customer service parameter in 10 service areas of Service Regulations and two show-cause notices dated January 10, 2011 and November 23, 2011 with regard to non-compliance of regulation 17 of Telecom Unsolicited Commercial Communication Regulation, 2007 were received by the Guarantor. The Guarantor has replied to all the show-cause notices. However, TRAI has by the said direction asked all the telecom operators to implement the direction in totality, which has been challenged before the TDSAT in September 2012. TDSAT has dismissed the petition filed by the operators on the grounds of limitation. The Guarantor is yet to receive a penalty demand in respect of the said show-cause notices. Since April 2013, the Guarantor has received six additional quality of service ("QoS") show cause notices/demand notices for non-compliance with some of the customer service/network service related QoS parameters as specified under Service Regulations for Himachal Pradesh, Punjab, Uttar Pradesh (East), Andhra Pradesh, Kolkata, West Bengal and Delhi service areas for wireline, wireless and broadband services namely. The demand notice for Rs. 0.15 million dated July 22, 2013 was with regard to violation of specified benchmark of customer service parameters for Himachal Pradesh, Punjab and Uttar Pradesh (East) service areas for mobile services, (which demand note has now been paid); show cause notice of Rs. 0.05 million in July 2013 was issued for non-compliance of one customer service parameter for wireline services, for which detailed justification was submitted in response and no further demand note was received; demand notice of Rs. 0.20 million dated October 14, 2013 was with regard to alleged violation of specified benchmark of two customer service parameter in four service areas, against which payment has now been made to TRAI; and show cause notice of Rs. 0.05 million in October 2013 was for noncompliance of one network service parameter of broadband services in one service area, for which detailed justification was submitted and no further demand note was received. Two more show cause notices for QoS (mobile services) for quarters ending September 2013 and December 2013 amounting to Rs. 0.05 million and Rs. 0.20 million have been received for which responses have been submitted and no further demand note has been received. Further, 35 show cause notices from September 3, 2013 to April 28, 2014 for Rs. 3.783 million with regard to non-compliance with the 13th Amendment to Telecom Unsolicited Commercial Communication Regulation, 2010 were received by the Guarantor from TRAI, out of which the Guarantor has paid Rs. 2.16 million for the defaulted period from August 23, 2013 to December 1, 2013. The Guarantor is yet to receive a penalty demand in respect of balance show-cause notices.

Another show cause notice was issued by TRAI to the Guarantor regarding violation of MNP regulations, particularly porting time for deactivation and activation of porting requests. A financial disincentive of Rs. 522.50 million has been proposed to be levied against the notice. The Guarantor has sent its response to TRAI giving justifications for reasons causing delay beyond the permissible time. Pursuant to the response filed in TRAI, the final amount for financial disincentive has been decided to be Rs. 46.774 million which was paid in April 2014. Another show cause notice with respect to mobile number portability regulations was received in December 2013 pertaining to invalid rejection of porting requests. On the basis of the response submitted to this notice, the financial disincentive levied by TRAI was Rs. 0.02 million which was paid in March 2014.

- e) The Guarantor had received various demand notices with respect to monthly Telecom Enforcement Resource Monitoring Cell audits pertaining to non-compliance with the customer verification norms from the period beginning April 2009. Subsequently all matters on the issue, including those of other operators, were disputed before the TDSAT by COAI. Penalty from Telecom Enforcement Resource and Monitoring Cells for the subscriber verification monthly audits received from the period April 2009 till date of completed audits and undisputed demand notes issued amounts to Rs. 2,439.7 million factoring out the TDSAT order of graded penalty. Out of this Rs. 1,557.5 million has been paid by the Guarantor as per the graded penalty calculation of the TDSAT order. Regarding the disputed notices, the same are under various stages of contest in the TDSAT.

Spectrum Usage Charges Assessment Demand

DoT and its Comptroller of Communication Accounts (“CCA”) units have raised several demands on account of spectrum usage charges assessment for various service areas (and for various financial years) in which services were provided by the Guarantor. Demands for Rs. 10,013.88 million have been raised on the Guarantor (including Bharti Hexacom Limited) on account of spectrum usage charge assessment demands and representations have been filed with DoT/CCA protesting those demands.

Taxation matters and show-cause notices

1. The Guarantor has filed a writ petition (writ petition no. 970/2012) dated February 14, 2012 against the Union of India and another before the Delhi High Court challenging the assessment and demand order dated January 12, 2012 issued by the income tax department (the “Department”). The international taxation wing of the income tax department had assessed and raised a demand of Rs. 10,672.40 million (along with an interest of Rs. 2,601 million) on the Guarantor for fiscal years 2007-2008 to 2010-2011 by holding that the interconnection usage charges paid by the Guarantor to international operators would attract liability to deduct tax at the source, for being a ‘fee for technical service’. Further the assessing officer in its order as per section 206AA of the Income Tax Act, 1961 applied a flat tax rate of 21.115% (against the applicable rate of 10.5575%) in the absence of a permanent account number for the international operators for all the four years.

The Delhi High Court by an interim order dated February 22, 2012 stayed the recovery of the aforesaid demand, subject to deposit of Rs. 2,369 million and furnishing of a bank guarantee of

Rs. 2,500 million. In accordance with the direction of the High Court, the Guarantor deposited Rs. 2,369 million and also furnished a bank guarantee of Rs. 2,500 million. While keeping this petition pending, the Delhi High Court also directed the Guarantor to pursue a statutory appeal before the Commissioner of Income Tax (Appeals) and also directed the Commissioner of Income Tax (Appeals) to pass an order within three months. The Commissioner of Income Tax (Appeals) by its order dated May 21, 2012 partly allowed the appeal giving the relief for treaty and rate benefits and reducing the total demand to Rs.2,557 million. The Guarantor filed appeals dated July 6, 2012 for the assessment years 2008-2009, 2009-2010, 2010-2011 and 2011-2012 before the Income Tax Appellate Tribunal (“ITAT”). The Department also filed an appeal before the ITAT challenging the order passed by the Commissioner of Income Tax (Appeals). The appeals were heard by the ITAT on December 23, 2013. The matter was also heard before the Delhi High Court on November 30, 2012 when the High Court asked the Department to file an affidavit confirming the amount due from the Guarantor and adjourned further proceedings until February 15, 2013. On February 15, 2013, the Delhi High Court modified its order dated February 22, 2013 and directed that the bank guarantee of Rs. 2,500 million be substituted with a bank guarantee of Rs. 200 million within one week, which has been complied neither. Further, the Guarantor was also issued notices dated March 5, 2012 by the Department seeking information pertaining to the interconnection usage charges paid by the Guarantor to the international operators during the fiscal years 2001-02 to 2006-07, which was challenged by the Guarantor before the Delhi High Court through writ petition on April 11, 2012. The Delhi High Court, through its order April 16, 2012, restrained the Department from passing any final order. These matters are currently pending.

2. The assessing officer of the Income Tax Department completed assessment for the assessment year 2008-09 whereby, the assessing officer has, amongst others, purportedly disallowed certain expenses such as license fees, lease charges and interest, and a loss of Rs. 57,396 million on the de-merger of the telecom infrastructure to Bharti Infratel Limited, which the Guarantor had not actually claimed in its tax return. The amounts disallowed have been added to the taxable income of the Guarantor which raised a principal tax demand of Rs. 28,717.67 million. As the Guarantor believed that such additions were erroneous and not sustainable, it brought an appeal before the ITAT challenging the order passed by the assessing officer. The ITAT by an order dated March 11, 2014 deleted the additions made by the assessing officer including two major issues i.e. loss of Rs. 57,396 million on the de-merger of the telecom infrastructure to Bharti Infratel Limited and the license fees expenses of Rs. 12,731 million earlier disallowed by the assessing officer. The ITAT has also referred back some issues to the assessing officer for fresh assessment. The Guarantor has filed an application with the assessing officer for passing an order to that effect. However, the Guarantor has not got any intimation of the department approaching the appellate authorities against such issues.
3. BAL has filed a civil appeal against the Assistant Commissioner of Income Tax and another before the Supreme Court challenging the order passed by the Calcutta High Court. Pursuant to its order, the Calcutta High Court upheld the order passed by the Income Tax Appellate Tribunal holding that the ‘trade margin’ offered by Bharti Airtel to its distributors in respect of pre-paid products such as SIM card and recharge vouchers, attracted the provisions relating to tax deductible at source under the Income Tax Act and further holding that the relationship between Bharti Airtel and its distributors is that of principal and agent. Similar issue is pending at different stages in various other jurisdictions across the country at different stages before the

Commissioners of Income Tax (Appeals) and Income Tax Appellate Tribunals. The amount involved is Rs. 6,682.69 million. Bharti Airtel has paid Rs. 6,171.82 million under protest. The matter is currently pending.

Environmental matters

1. Mrs. Nirmala, Mrs. Kusum, Mr. Mohammad Rais and Mr. Gaya Prasad have filed separate writ petitions against the State of Madhya Pradesh, the Guarantor and others before the Madhya Pradesh High Court requesting the removal of mobile towers on account of the fact that the mobile towers emit harmful radiations and therefore adversely affect the health and environment. The matters are currently pending.
2. The 'Society for Voice of Human Rights and Justice' and another group have filed a public interest litigation against the Union of India and the Guarantor before the Allahabad High Court claiming that the mobile towers and brick kiln and chemical factories were causing damage to the environment and surrounding water bodies and was seeking for appropriate actions to be taken against the same. The matter is currently pending.
3. Mr. K.R. Ramaswamy has filed a public interest litigation against the Guarantor and 13 other parties before the Madras High Court, inter alia seeking issuance of writ of mandamus directing the respondents to formulate appropriate rules, regulations and guidelines for erecting the mobile towers in vacant lands after considering the structural standards, radiation specification prescribed for towers by the World Health Organization and exposure limit to human beings. The matter is currently pending.
4. Mr. Baij Nath Mahto has filed a writ petition against the State of Uttar Pradesh and the Guarantor before the Allahabad High Court seeking issuance of a writ of certiorari for quashing orders passed by the additional district judge in Lucknow in the proceedings wherein the petitioner raised a grievance against running of a diesel generator set to provide power backup to the telecommunication tower installed on a piece of land in front of his house on the grounds that it resulted in air and noise pollution. The matter is currently pending.
5. Mr. Pati Rangamma and others have filed a writ petition against the Guarantor before the Andhra Pradesh High Court and others seeking direction for prohibiting the respondents from erecting cell towers on the grounds of health hazard and emission of radiation. The matter is currently pending.
6. Mr. S. Mahender has filed a writ petition against the Guarantor and others before the Andhra Pradesh High Court seeking direction prohibiting the respondents from erecting cell tower on the grounds of health hazards and emission of radiation due to operation of towers. The matter is currently pending.
7. Justice I.S. Israni and others filed a public interest litigation against Bharti Hexacom and others before the Rajasthan High Court for removal of mobile towers from residential areas, hospitals and schools on grounds of health hazards caused by radiation from mobile towers. The public

interest litigation was decided by the Rajasthan High Court by way of a judgment dated November 27, 2012 which directed removal of mobile towers from schools, colleges and hospitals within two months. The judgment also directed that towers within vicinity of 500 meters from the jail premises be removed within six months and in case any tower still existed near ancient monuments or old heritage building or on playgrounds, they be removal by the state government and concerned local authorities based on examination of facts on individual basis within two months. The judgment has been challenged by the Guarantor and others before the Supreme Court. The Supreme Court has granted time to the state of Rajasthan to file a counter affidavit and extended the two months period specified by the Rajasthan High Court. The matter is currently pending.

8. Mr. Raman Kumar has filed a writ petition before the Himachal Pradesh High Court against the Deputy Commissioner, Kangra, the Guarantor and other telecom service providers, alleging that a mobile tower had been installed by the Guarantor in a residential area without taking the requisite permissions from the concerned authorities and a 'no objection certificate' from the surrounding residents. Mr. Raman Kumar has further alleged that despite the resolution of the local panchayat to move the mobile tower from the aforesaid area, the mobile tower was erected by the Guarantor. Mr. Raman Kumar has also alleged that the mobile tower will be a threat to health of residents of surrounding area due to emission of radiation from such mobile tower. The matter is currently pending.
9. Dr. Arvind Gupta has filed an application before the National Green Tribunal ("NGT") stating that electromagnetic field radiation ("EMFR") matters should be heard and disposed of by the NGT and not by any other court or tribunal. Dr. Gupta has also sought directions to regulate the EMFR. The Guarantor has filed a preliminary objection, stating that the NGT does not have jurisdiction to hear the matter, as EMFR is not a 'pollutant' and thus this matter cannot be heard by the NGT. The matter is currently pending.
10. Vivekananda School has filed the application before the NGT for removal of mobile towers from the roof of the school building citing the guidelines issued by Municipal Corporation of Delhi dated April 8, 2010 which prohibited installation of towers in school premises. The matter is currently pending.
11. Mr. Ranjit Singh has filed a suit for injunction before the Civil Judge, Junior Division, Taran, Punjab against installation of a tower in a land adjacent to their house, alleging installation of tower would cause health hazards to his family and cattle. The matter is currently pending.
12. The Collector of Pondicherry invoked section 133 of Criminal Procedure Code, 1973 and passed a government order asking all telecom operators including the Guarantor to switch off the mobile towers within a vicinity of 500 meters of the Pondicherry Kalapet jail, which was subsequently revised to 1,500 meters. The Guarantor has filed a writ petition before the Madras High Court challenging the aforesaid orders. The Madras High Court has directed the telecom operators to conduct a survey inside the jail in presence of the DoT. It has also directed the Collector to de-seal the mobile towers during the testing. The matter is currently pending.
13. Mr. Arun Kumar and another have filed a public interest litigation before the Karnataka High Court against the DoT and telecom operators including the Guarantor alleging that the mobile

towers are being installed in non-compliance with laid out norms and procedure. The matter is currently pending.

14. Mr. Kariyappa and others have filed a writ petition before the Karnataka High Court seeking a writ of mandamus directing the Valur Panchayat to stay the installation of the mobile tower being erected at Valur village, and praying for issuance of appropriate directions to the concerned authorities to initiate action against the Guarantor under the various provisions of the Karnataka Panchayat Raj Act, 1993 and a direction to the Panchayat to ensure environmental safety prior to granting of permission for the installation of mobile towers. The matter is currently pending.
15. Mr. Nachhatar Singh and others have filed a suit for injunction before the civil court at Bathinda, alleging that the Guarantor is in the process of installing a mobile tower adjacent to their property and such installation of tower would damage their property and cause health hazards which would affect lives of residents in the surrounding area. The matter is currently pending.
16. Mr. Partap Singh and others have filed a suit for injunction before the civil court at Ludhiana claiming removal of mobile towers of the Guarantor from residential areas alleging health and safety hazards. The matter is currently pending.
17. Mr. Tejinder Singh has filed an injunction suit before the civil court at Bathinda, praying for removal of a mobile tower of the Guarantor adjacent to Mr. Singh's building on grounds of noise and air pollution created by diesel generator sets. The matter is currently pending.
18. Mr. Mohan Singh and others have filed an injunction suit before the civil court at Ludhiana against the Guarantor praying for removal of mobile towers on grounds of health hazards. The matter is currently pending.
19. Mr. Prem Singh has filed an injunction suit before the civil court at Nurpur, Himachal Pradesh, praying for injunction against the Guarantor constructing a mobile tower on his land without Mr. Singh's consent and construction of which would be a health hazard. The matter is currently pending.
20. Mr. Ram Kishore Bhattacharjee has filed a writ petition against the Guarantor and others before the Guwahati High Court seeking judicial interference for protection of his interest and rights so that he could lead a life in a healthy and peaceful atmosphere as guaranteed under Article 21 of the Constitution of India. The petitioner alleged that a tower and the generator sets had been installed in an unregulated manner causing danger and hazards to the petitioner and his family members. The matter is currently pending.
21. Mr. Kansam Nilababu Singh and two others from Bishnupur, Manipur have filed a suit before the civil judge (junior division), Bishnupur, Manipur against Bharti Hexacom and three others alleging that Bharti Infratel erected a tower on the land adjacent to their land in spite of strong objection from them. The petitioners sent an e-mail to COAI and submitted a written objection

to Bharti Infratel at their office for relocation of the tower. However, the tower came into operation on January 2, 2013. The petitioners alleged that if the tower was not relocated, the people in the vicinity of the tower would not be able to live a life free from serious health risks and psychological fear. The matter is currently pending.

22. Mr. Sarungbam Digendra Singh, Imphal, Manipur has filed a suit before the civil judge (senior division), Imphal, Manipur against Bharti Hexacom and five others (“Respondents” alleging that the petitioner, a patient of chronic bronchitis and hypertension, stayed with his family at his own homestead adjacent to the land on which the respondents had installed a mobile phone tower only 25 feet away from the room of the petitioner. The petitioner alleged that the same posed serious health hazard to the residents in the vicinity besides disturbing their peace by the continuous and constant humming noise of high power diesel engine generator installed by the respondents. The petitioner filed the suit seeking a decree of mandatory injunction for removal of the mobile tower. The matter is currently pending.
23. Mr. Paragmani Kakati filed a public interest litigation before the Guwahati High Court stating that the uncontrolled and irresponsible installation of mobile towers by the mobile service providers on roof tops of buildings in densely populated residential areas, more specifically near hospitals and schools in Guwahati City, caused health hazards and in light of the fact that Guwahati municipal corporation did not have any framework in place regulating the issuance of such licences for tower installation, and follow up monitoring thereof. The matter is currently pending.

Other Matters

1. The CBI issued an enquiry notice in relation to provisioning of international long distance services and end to end data services under one stop shop by the Guarantor to Singtel and has sought documents and information starting from 2003 onwards such as license agreement and contracts with SingTel, sample copy of invoices raised on Indian customer, details of all international long distance circuits provided by the Guarantor, revenue generated thereon and license fee paid. Subsequently, DoT by its letter dated April 1, 2013 invited the Guarantor to present its case before the committee constituted by DoT on April 10, 2013. Upon objection by the Guarantor to the constitution of the said committee, DoT constituted a new committee under chairmanship of an officer of the rank of a deputy director general. The matter is currently pending.
2. The Directorate of Enforcement issued a notice dated August 19, 2009 to the Guarantor (successor-in-interest of Comsat Max Limited) stating that the Guarantor had acquired a 100% equity interest in Bharti Broadband Limited (formerly known as Comsat Max Limited) and Comsat Max Limited had made remittances amounting to U.S.\$37,770 to Comtech ef data. The Directorate of Enforcement subsequently issued a notice dated November 9, 2011 to the Guarantor in relation thereof to which the Guarantor had replied by a letter dated December 2, 2011. Comsat Max Limited had not submitted the documentary evidence regarding actual use of such remittance for import transaction as reported by RBI to the bank. Subsequently, summons were issued by the Directorate of Enforcement against the Guarantor on January 31, 2013 for appearance on February 5, 2013. The matter is currently pending.

3. The Directorate of Enforcement issued a notice dated April 1, 2014 to the Guarantor stating that it had made remittances amounting to U.S.\$1,249,008.79 abroad during the year 2002, but not submitted documentary evidence regarding actual use of such remittance for import transaction as reported by RBI. The Guarantor is in the processes of issuing appropriate response to the notice. The matter is currently pending.
4. The Directorate of Enforcement issued a notice dated March 24, 2014 to Bharti BT Internet stating that it had made remittances of U.S.\$74,160 abroad during year 2002, but had not submitted documentary evidence regarding actual use of such remittance for import transaction as reported by RBI. The company is in the processes of issuing appropriate response to the notice. The matter is currently pending.
5. Deputy Director, Directorate of Enforcement had issued a show cause notice dated March 21, 2014 to Bharti BT Internet and its directors stating that it had made remittances amounting to U.S.\$194,237 abroad during the year 2000, but had not submitted documentary evidence regarding actual use of such remittance for import transaction as reported by RBI. The company is in the processes of issuing appropriate response to the notice. The matter is currently pending.
6. The Office of the Regional Director, Ministry of Corporate Affairs, Government of India (the “**Regional Director**”), through its letter dated November 15, 2011, had ordered an inspection of the books of accounts and papers of the Guarantor under section 209A of Companies Act, 1956. The Regional Director and the Registrar of Companies by various letters had sought clarification on compliance of certain provisions of the Companies Act, 1956 by the Guarantor. The Regional Director and the Registrar of Companies has issued similar query letters to two erstwhile companies which were amalgamated with the Guarantor. The Guarantor has filed its reply to all the letters of the Regional Director. The Guarantor has not received any further communication from the Regional Director in this regard.
7. SEBI in its letter dated March 26, 2012 issued to the Guarantor, sought certain information and documents relating to the trading of the scrip of the Guarantor. On May 25, 2009, the Guarantor had by way of a press release, informed the NSE about its efforts for a significant partnership with MTN Group Limited (“MTN”). On September 30, 2009, the Guarantor had informed the NSE that the Guarantor would be disengaging from the discussion with MTN. In light of the same, SEBI required information in relation to significant partnership of the Guarantor with MTN, certain details of trading of scrips of the Guarantor and persons involved in such trading. The Guarantor filed a point-wise reply with SEBI on May 10, 2012 along with submitting the necessary documents. Subsequently, SEBI continued to make requests for further information in this regard by way of emails and other correspondences. The Guarantor provided all such requisite information and the last response was provided on November 16, 2012. SEBI has not made further requests after the last response provided by the Guarantor.
8. The Consumer Online Foundation (“COF”) had filed a complaint before the Competition Commission of India (“CCI”) alleging that direct to home (“DTH”) operators were limiting competition by not offering interoperability. The director general investigated the complaint and gave its observations to CCI. The CCI issued directions to all DTH operators to submit their objections/replies. The Guarantor filed its response to the director general’s observations.

The Guarantor received favourable order from the CCI as anti-competitive 'tie-in' arrangements by DTH operators could not be established. The COF had challenged the order passed by CCI before the Delhi High Court in a writ petition. The Delhi High Court by way of its order dated June 1, 2011 dismissed the writ petition on the ground that CCI passed the order under section 27 of the Competition Act, 2002 for which the remedy was to file an appeal before the Competition Appellate Tribunal ("COMPAT"). Accordingly COF filed an appeal before the COMPAT. A review petition was subsequently filed by COMPAT before Delhi High Court praying for review of the orders dismissing the writ on the ground that the order passed by the CCI was not under section 27 of the Competition Act, 2002. The original writ petition has been restored by the Delhi High Court and COF has withdrawn the appeal from COMPAT. The writ petition is currently pending.

Criminal Matters

1. The Guarantor has filed a complaint under section 138 of Negotiable Instruments Act, 1881 against Mr. Rakesh Malviya, which was dismissed and later withdrawn and a statement was issued by the then executive of the Guarantor, Mr. Manish Patel stating that all disputes with Mr. Rakesh Malviya, namely relating to payment of mobile phone bills, should be considered settled. However Mr. Rakesh Malviya filed a case of perjury against various senior officials of the Guarantor under section 340 of the Criminal Procedure Code, 1973 before the Metropolitan Magistrate, Patiala House Court, New Delhi alleging that false statements had been made by the then executive of Guarantor, Mr. Manish Patel. Mr. Malviya alleged that Mr. Patel never settled the dispute with the Guarantor, as he had neither issued any cheque, nor made any payment towards settlement of the dispute. The Court has assumed jurisdiction over the case against the accused Mr. Manish Patel and dropped charges against the other accused senior officials of the Guarantor. The matter is currently pending.
2. Mr. Deepak Srivastava filed a criminal complaint under Section 420 of the Indian Penal Code, 1860 alleging that free flights tickets were not issued under free flight scheme of the Guarantor. He has alleged that the entire scheme floated by the Guarantor was fraudulent and despite complying with all the formalities of the scheme of the Guarantor, free air tickets were not issued to him. On the basis of the complaint, amongst others, the Chairman and managing director of the Guarantor had been summoned by the trial court. The summons were challenged before the Allahabad High Court (Lucknow bench). The Allahabad High Court has stayed the proceedings of the trial Court. The matter is currently pending.
3. A criminal complaint has been filed by the Delhi Development Authority ("DDA") before the trial court against the Guarantor for misuse of property under section 29(2) read with sections 14 and 32 of the Delhi Development Authority Act, 1957 with respect to sites situated at K-6, ground floor, NDSE II and C-657 New Friends Colony, New Delhi. The DDA has alleged that the Guarantor has installed a remote switching unit without advance permission at such sites. The Guarantor has filed a petition under section 482 of Criminal Procedure Code, 1973 pursuant to which the Delhi High Court stayed the trial court proceedings. The matter is currently pending.
4. A criminal complaint has been filed by New Delhi Municipal Corporation ("NDMC") before the trial court against senior officials of the Guarantor for misuse of property with respect to

sites situated at Khan Market, New Delhi. The NDMC has alleged that the Guarantor has installed a remote switching units without prior permission at such sites. The Guarantor has filed a petition under section 482 of Criminal Procedure Code, 1973 pursuant to which the Delhi High Court has stayed the trial court proceedings. The matter is currently pending.

5. Mr. Shambhu Aggarwal has filed a criminal complaint against the Guarantor and others alleging therein that he had subscribed for a scheme which provided for free hello tune services but the service as promised under the scheme was never provided. On the allegation of breach of trust and cheating, Trial Court, Muzaffarpur, Bihar took cognizance of the case and issued the summons for the appearance of the Chairman and managing director of the Guarantor. The Guarantor filed a revision petition before the Sessions Court, Muzaffarpur, Bihar which was allowed and while setting aside the summoning order, the Sessions Court remitted the matter back to the Trial Court for fresh consideration. Trial Court has asked the complainant to produce evidence on record. The complainant is yet to produce any evidence before the Court. The matter is currently pending.
6. Mr. G.P. Singh has filed a criminal complaint before the Court of Additional Chief Judicial Magistrate, Greater Noida, Uttar Pradesh against the Guarantor alleging that his mobile number was transferred to someone else without his permission, as a result of swapping of his sim card. The court took cognizance under section 420 of the Indian Penal Code, 1860 and section 66 of the Information Technology Act, 2000 and accordingly issued summons to the Guarantor. The Guarantor challenged the summons before the Allahabad High Court which stayed the summoning orders in a petition. The matter is currently pending.
7. Mr. Prasaddi Kumar has filed a criminal complaint before the judicial magistrate, first class, Gaya against the Guarantor and others alleging that pursuant to a lease agreement, his land was fraudulently and dishonestly acquired by the implicated persons for the installation of a mobile tower and later the payment was not made to him. He has alleged that the mobile tower installation work was never completed and the land was damaged and was rendered unsuitable for any purpose. The judicial magistrate, first class, Gaya issued summoning orders against the Chairman and managing director of the Guarantor and others. The criminal proceedings in the trial Court have been challenged by the Guarantor before the Patna High Court. The matter is currently pending.
8. Mr. Birinder Kumar, labour superintendent, Bhagalpur has filed a criminal complaint against the Chairman and managing director of the Guarantor and others alleging violation of the provisions of Shop and Establishment Act, 1953 as the Bhagalpur zonal office of the Guarantor had not been registered under the aforesaid act. Mr. Birinder Kumar has also alleged that the Guarantor failed to produce attendance/payment and other registers and records as required under the aforesaid act. The court of judicial magistrate first class, Bhagalpur had accordingly issued summoning orders. The Guarantor has filed a petition before Patna High Court challenging the trial court proceedings. The matter is currently pending.
9. Mr. Infant Dinesh has filed a first information report against the Guarantor and others under the provisions of Indian Penal Code, 1860 alleging cheating, breach of trust and criminal conspiracy. Mr. Dinesh has further alleged that the Guarantor is unlawfully charging value

added services. Challenging the complaint the Guarantor has filed for a quashing petition before the Madras High Court. The Madras High Court has granted an interim stay. The matter is currently pending.

10. The labour enforcement officer (Central), Jaipur has filed a criminal complaint against the directors of the Guarantor alleging, amongst others, violation of the provisions of Contract Labour (Regulation and Abolition) Act, 1970 for non-maintenance of applicable registers and records of contractual workmen working at the premises of the Guarantor. The matter is currently pending.

Including the above, there are currently 61 criminal cases initiated against Guarantor including cases relating to its employees pending before various forums in relation to *amongst others*, allegations raised for cheating and dishonesty, wrongfully, inducing of and delivery of property, receipt of obscene messages by a customer even after registering for 'do not disturb' services, illegal installation of cell towers, forged documents and pre-activated SIMs, issuance of multiple connections by the employer, dispute over certain properties, unauthorised defacement of official property by putting the Guarantors banner on an electric pole, disputes in relation to the provisions of the lease agreement, criminal breach of trust, non-compliance with the provisions of the Contract Labour (Regulation and Abolition) Act, 1970 including failure to maintain records and issue of employment card, false billing, damage and public inconvenience caused due to digging for laying underground cables, unauthorised laying of optical fibre cable, unauthorised digging for laying of underground cables, violation of the provisions of the Minimum Wages Act, 1948, extortion, criminal trespass, mischief, theft by the employee, failure to meet the fire safety standards, threat, obscene activities and misrepresentation by the employee, harassment by employees while collecting dues, illegal tapping of mobile phone, assault and breach of promise, false information to public servant, violation of certain provisions of the Bombay Shops and Establishments Act, 1948, and Karnataka Shops and Establishments Act, 1961, violation of certain provisions of the Madhya Pradesh Shram Kalyan Act, 1982 for failure to contribute to labour welfare fund, false evidence provided by the authorised representative of the Guarantor, misuse of property, criminal intimidation and false charge of offence made, dishonour of cheque conspiracy, billing dispute, encroachment of property, contempt of court proceedings on the ground that requisite call details were not provided in relation to a particular number, violation of certain provisions of the Standards of Weights and Measures Act, 1976, the Legal Metrology Act, 2009, the Forest Conservation Act, 1980, the Copyright Act, 1957, the Building and other Construction Workers Act, 1996, death of cattle due to vibration of diesel generators and certain cybercrimes and misuse of customer documents. These matters are all currently pending.

Cases against Bharti Airtel Services Limited

There are 13 civil cases filed against Bharti Airtel Services Limited in relation to labor related matters including *inter alia* forceful resignation and transfer of employees, termination of services without following proper procedure and non-payment of compensation for injury suffered by a workman during the course of employment. These matters are currently pending.

Cases against Bharti Infratel Limited

Criminal Matters

There are 59 criminal cases involving Bharti Infratel including cases in relation to its employees before different forums *inter alia* on grounds of nuisance, air and noise pollution and other health hazards caused due to operation of towers, electricity theft through illegal connection, non-payment of dues for filling diesel on Bharti Infratel's sites, dispute over ownership of land where towers have been commissioned, removal of towers and diesel generator sets, objection to installation of towers in residential areas, unauthorised and illegal construction of towers, installation of towers in breach of the notifications issued by the Ministry of Civil Aviation and failure to obtain permission from relevant authorities for installation of towers falling majorly under section 133 and section 144 of Criminal Procedure Code, 1973. These matters are currently pending.

Environmental Matters

1. Mr. Arvind Gupta had filed an application against the Union of India, SEBI, Bharti Infratel and six other telecom operators before the National Green Tribunal, New Delhi ("NGT"), in relation to implementation of applicable norms pertaining to electromagnetic radiation emitted by the base transceiver stations and non-compliance with electromagnetic radiation related norms by the telecom operators. The applicant has prayed for an interim relief against any capital raising activity by Bharti Infratel and six other telecom operators by way of a public issue or a private placement for installation of mobile towers. This application is pending adjudication on the issue of maintainability.
2. Bharti Infratel had challenged the applicability of the provisions relating to consent to establish and operate under the Air (Prevention and Control of Pollution) Act, 1981 and the Hazardous Wastes (Management, Handling and Transboundary Movement) Rules, 2008. The petitions are pending disposal before the NGT.
3. Justice I.S. Israni and others had filed a public interest litigation against Bharti Infratel and others before the Rajasthan High Court for removal of mobile towers from residential areas, hospitals and schools on grounds of health hazards caused by radiation from mobile towers. The Rajasthan High Court had by an order dated November 27, 2012 *inter alia* directed that towers from hospitals, colleges and near jail premises be removed and removal of towers near ancient monuments, heritage building and playgrounds be examined for appropriate action. Tower And Infrastructure Providers Association ("TAIPA") has filed a special leave petition before the Supreme Court and the order of the Rajasthan High court has been stayed by the Supreme Court. Similar petitions have also been filed by COAI, AUSPI and BSNL & UOI. The matter is currently pending.

Other than the above, there are civil cases/writ petitions involving Bharti Infratel before various forums pertaining to certain environment issues including *inter alia* temporary and permanent injunctions against installation of Bharti Infratel's towers on the grounds of noise pollution, air pollution and other health hazards caused due to the rays and radiation of its tower, nuisance cause due to operation of those towers, construction of the towers without permission of competent authority and damage to the adjacent property due to operation of such towers.

Tax Matters

1. The Commissioner of Income Tax, Delhi-I (“CIT”), on July 25, 2012, filed an appeal against Bharti Infratel Limited and the Bharti Infratel Ventures Limited before the Delhi High Court against the order sanctioning the scheme of demerger between the Bharti Infratel Limited and the Bharti Infratel Ventures Limited alleging that the demerger should not be covered under the purview of sections 391 to 394 of the Companies Act, 1956 as passive infrastructure assets were transferred under the scheme without any consideration and hence the transfer was in the nature of a gift. Subsequently, CIT filed an application before the Delhi High Court for condonation of delay in re-filing the appeal. Bharti Infratel had filed a reply to oppose condonation of delay on various grounds including *inter alia* that the delay of 383 days by the CIT in re-filing of the appeal was without sufficient cause. The matter came up for hearing on February 18, 2014 and was adjourned. The matter is now listed for hearing on July 21, 2014.
2. The Department of Income Tax (“IT”), on August 28, 2012, filed an objection petition against the Scheme of Merger (“Indus Scheme”) between Bharti Infratel Ventures Limited with Indus Tower Limited before the Delhi High Court alleging that the notice of the Indus Scheme was not issued to the Central Government, transfer of assets under the scheme was proposed to avoid tax and stamp duty and transfer of assets was proposed without consideration which was *ultra vires* the provisions of the Companies Act, 1956. The petitioners of the Indus Scheme have filed a joint affidavit in response to the objection petition before the Delhi High Court. The matter was listed for final hearing on April 1, 2013 where the Delhi High Court sanctioned the Indus Scheme by way of an order dated April 18, 2013. The income tax department has filed an appeal against such order before the division bench of the Delhi High Court. The matter came up for hearing on February 18, 2014 and was adjourned. The matter is now listed for hearing on July 21, 2014.

Other than the above, there are 54 tax related cases before various forums in relation to imposition of value added tax on revenue sharing, imposition of tax on entry of goods, inaccurate road permit, disallowance of revenue equalisation, incorrect particulars included in the return filed for the tax-deductible at source and improper affixing of signature on non-returnable gate pass and non-submission of authenticated or original copy. These matters are currently pending.

Africa Litigation

Airtel Networks Limited (formerly known as Celtel Nigeria Limited) was incorporated on December 21, 2000 as Econet Wireless Nigeria Limited and is a subsidiary of BANBV (formerly, Celtel Nigeria BV), which in turn, is an indirect subsidiary of the Guarantor.

Airtel Networks Limited and/or BANBV are defendants in several cases filed by Econet Wireless Limited (“EWL”) where EWL is claiming, amongst others, a breach of its alleged pre-emption rights against former and current shareholders.

Under the transaction to acquire a 65% controlling interest in Airtel Networks Limited in 2006, the selling shareholders were obliged under the pre-emption right provision contained in the shareholders

agreement dated April 30, 2002 (the “Shareholders Agreement”) to first offer the shares to each other before offering the shares to a third party. The sellers waived the pre-emption rights amongst themselves and the shares were offered to EWL despite the fact that EWL’s status as a shareholder itself was in dispute. However, the offer to EWL lapsed since EWL did not meet its payment obligations to pay for the shares within the 30 days deadline as specified in the Shareholders Agreement and the shares were acquired by Celtel Nigeria BV (now, BANBV) in 2006. EWL has filed a number of suits before Courts in Nigeria and commenced arbitral proceedings in Nigeria contesting the acquisition. BANBV, which is the current owner of approximately 79.1% (increased from 65.7% to 79.1% in March 2013) of the equity in Airtel Networks Limited has been defending these cases vigorously since the arbitration was commenced.

On December 22, 2011, the tribunal in the arbitration commenced by EWL issued a partial final award stating, amongst others, that the Shareholders Agreement had been breached by the former shareholders and, accordingly, the acquisition was null and void. However, the tribunal had rejected EWL’s claim for reversal of the 2006 transaction. Instead, the tribunal ordered a damages hearing.

On February 3, 2012, BANBV filed an application before the Lagos State High Court to set aside the partial final award. In addition, BANBV filed an application for an injunction to restrain the parties to the arbitration from further convening the arbitration for the purposes of considering the quantum of damages that could be awarded to EWL until the conclusion of the matter to set aside the partial final award. The application to set aside the partial final award was heard by the Lagos State High Court on June 4, 2012 and by a judgment delivered on October 4, 2012, the Lagos State High Court dismissed BANBV’s application to set aside the Partial Final Award against which BANBV has lodged an appeal at the Court of Appeal in Lagos, Nigeria. The appeal was heard on November 20, 2013 and judgment was delivered by the Court of Appeal on February 14, 2014. BANBV, not satisfied with the judgment of the Court of Appeal, Lagos, has lodged an appeal against the decision at the Supreme Court of Nigeria.

Without prejudice to the application by BANBV before the Nigerian courts to set aside the partial final award, the tribunal has taken steps in relation to the damages hearing in the arbitration and EWL has filed its damages claim in this regard, and BANBV filed its defense on April 19, 2013. The damages claim was heard by the tribunal during October 2013 and the parties submitted their closing arguments on December 20, 2013 and the parties are awaiting the tribunal’s Final Award. Based on legal advice received, the Guarantor believes it has a high probability of winning the case and consequently will not be liable to pay EWL anything by way of damages or equitable compensation. In the unlikely event that the tribunal makes a Final Award against the Guarantor’s subsidiaries, the Guarantor believes that any such award will not have a material adverse effect on its financial position, results of operations or cash flows as in its view, the indemnities in the share sale agreement with the Zain group in 2010 adequately protect it from any material adverse effect on its consolidated financial position.

In addition, Airtel Networks Limited is a defendant in an action where EWL is claiming entitlement to 5% of the issued share capital of Airtel Networks Limited. This case was commenced by EWL in 2004 (prior to the Vee Networks Limited acquisition in 2006). The Court at first instance on January 24, 2012 held that EWL should be reinstated as a 5% shareholder in Airtel Networks Limited. Despite the fact that the 5% shares claimed by EWL had been set aside in escrow since 2006 and therefore will not impact the present ownership of BANBV on a fully diluted basis in Airtel Networks Limited, the

Guarantor believed that there were good grounds to appeal the first instance judgment and accordingly filed a Notice of Appeal and made applications before the Federal High Court for a stay of execution of judgment pending appeal and a motion for injunction. These applications were heard on March 13, 2012 and on May 7, 2012, the Honorable Justice held that Airtel Networks Limited had failed to make out a case for the Court to exercise its discretion in its favor of granting the application and accordingly refused it.

Immediately, a similar application for injunction and stay of execution were filed at the Court of Appeal, Kaduna on May 7, 2012. After several adjournments, the substantive appeal was heard on October 3, 2013 and on November 1, 2013 the Court of Appeal dismissed the appeal. A similar application for injunction and stay of execution were filed before the highest appellate Court in Nigeria, the Supreme Court of Nigeria. On May 6, 2014, the matter was adjourned with no fixed date for the matter. The parties are expecting hearing notices from the Court.

Congo-B

Airtel Congo S.A. received a notification on May 7, 2013 wherein demand of XAF106,446,759,396 (approximately U.S.\$206 million) was raised on account of change of control and other operational matters related to the year 2010. On May 13, 2013, Airtel Congo S.A. sent a request for arbitration to the tax authorities. On April 25, 2014, tax authorities issued a final demand notification of XAF82,875,026,631 (approximately U.S.\$166 million) for issues related to change on control, the remaining part relating to operational issues amounting to XAF20,571,732,765 (approximately U.S.\$40 million) is still pending.

DRC

Airtel DRC received in 2013 a demand notification for Excise Duties on bonus free minutes and visitor roaming for the period from April 2011 to January 2012 amounting to U.S.\$188 million (comprising U.S.\$6 million of principal and U.S.\$182 million of penalties). Objections were made against the demand. No further demand was issued and Airtel DRC awaits further response from the relevant authorities.

Africa Regulatory Matters

Chad

On February 19, 2013, the Chadian telecom regulator, the Office Tchadien de Régulation des Télécommunications (the “OTRT”), issued a letter to Airtel Tchad S.A. (“Airtel Tchad”) claiming it violated laws on non-transferability of its telecom license through an indirect change of control. On February 4, 2013, OTRT notified Airtel Tchad of a penalty of CFA 3.6 billion (approximately U.S.\$7.2 million) for alleged false declarations of revenues. The penalty was settled by an MOU signed between the OTRT and Airtel Tchad on August 6, 2013, which provides that the issues relating to violations of laws on non-transferability of the telecom license through an indirect change of control will be referred to a reputable international law firm and issues relating to alleged false declaration of

revenues will be referred to a reputable international audit firm, each to give a binding opinion on the respective matters. Neither international firm has been appointed as of the date of this Offering Memorandum.

Regulatory

Indian Regulations

The telecommunications industry in India, including the Guarantor's business, is subject to a wide range of governmental laws and regulations.

In December 1991, the Government of India initiated the process of liberalizing the telecommunications industry by inviting bids from private service providers to provide wireless services in the four metropolitan cities of Chennai, Delhi, Kolkata and Mumbai. In January 1995 the Government invited tenders from private service providers, with no more than 49% of foreign ownership, to provide wireless services in 18 Circles, excluding the four metropolitan areas. The Circles were classified into three categories ('A' to 'C') based principally on their revenue generating potential with the Category 'A' Circle having the highest revenue potential. In 1994, the Government invited bids from Indian companies for providing basic (fixed-line) services in 21 Circles.

The Ministry of Communications and Information Technology, Government of India, and its constituent departments and other regulatory authorities are responsible for the regulation of the telecommunications sector. The key regulatory authorities responsible for the regulation of the telecommunication sector in India are the DoT, the Telecom Regulatory Authority of India, the Telecom Disputes Settlement and Appellate Tribunal, the Wireless Planning and Co-ordination Wing of the Ministry of Communications and Information Technology and the Standing Advisory Committee on Radio Frequency Allocation.

The Guarantor has obtained and maintained in full force and effect all licenses, consents and approvals from the central and local governmental regulatory authorities to own its assets and carry on its business. The Guarantor believes that it is in compliance with all regulations that apply to it and its properties. See "Regulation" and "— Licenses and Regulations."

African Regulations

The Guarantor operates in 17 countries in Africa and is subject to various regulators in each of these jurisdictions, including country specific telecommunications, environmental, tax and corporate governance regulators. While there is some public discussion of harmonizing the telecommunications regulations of some neighbouring jurisdictions, the regulatory environment is highly fragmented and requires the Guarantor's subsidiaries to coordinate locally.

The Guarantor believes that African regulators are becoming increasingly stringent in setting norms and requirements for coverage and quality of service. For example, in Nigeria, governmental regulators have imposed restrictions on the telecommunications industry due to underperforming networks, barring all operators from selling SIM cards and also restricting their ability to run promotions until they improved network performance. These restrictions lasted one month. Kenya has also implemented programs to require providers to enhance their quality of service.

There have been increased demands for additional taxes and levies from regulators as the telecom sector is now increasingly being perceived as a source of revenue for these economies. New telecommunication taxes have been implemented by, or are expected to be implemented by, the governments of Burkina Faso, Chad, Ghana, Nigeria and Tanzania.

However, governments are also considering expanding available spectrum, implementing new generations of services and enhancing competition in their markets. The Nigerian Communications Commission has announced plans to license regional fibre operating companies and auction additional spectrum. Niger has launched a tender process for granting two additional 3G licenses. Zambia is considering allowing an additional operator to enter the market after 2015. The Kenyan government called for submissions of interest in the proposed future LTE license consortium.

Real Property

While the Guarantor owns or leases various properties for its corporate operations, the Guarantor obtains a substantial amount of space for physical infrastructural towers from IPs under commercial agreements. The IPs lease the substantial majority of the land and property on which the towers are located. In general these lease arrangements are for periods of between 10 and 20 years. An IP may terminate the lease agreement pursuant to specified notice periods if the Guarantor is in arrears of payments under the lease agreement.

Insurance

The Guarantor has insurance coverage through third-party insurers, which the Guarantor considers adequate to cover all normal risks (including business interruption) associated with the operation of its respective businesses.

Taxes and Duties

The Guarantor's operations are subject to a number of taxes and duties. See "Taxation — Indian Taxation."

MANAGEMENT

Board of Directors

The Board is responsible for the management and administration of the Guarantor's affairs, and the Board (and any committee which it appoints) is vested with all of the powers of the Guarantor. Directors are not required to hold any of the Guarantor's equity shares. The Board currently consists of 15 directors out of which eight are independent directors.

All the directors except full-time directors and managing directors are subject to retirement by rotation. Of those directors, one third must retire at each annual general meeting. If eligible, such directors may offer themselves for re-election. Effective April 1, 2014, Gopal Vittal was appointed as the managing director and CEO (India and South Asia). Concurrently, Manoj Kohli stepped down as managing director and CEO (International) to become a non-executive director.

The directors and officers of the Guarantor, other than those in the Promoter Group, held approximately 0.01% of the Guarantor's issued equity shares as at March 1, 2014. See "Share Ownership of the Guarantor."

As at May 1, 2014, the Board consisted of the following members:

Name	Age	Position	Date
Sunil Bharti Mittal	56	Chairman	July 7, 1995
Gopal Vittal	47	Managing director and CEO (India and South Asia)	April 1, 2014
Rajan Bharti Mittal	54	Non-executive director	July 7, 1995
Chua Sock Koong	56	Non-executive director	May 7, 2001
Tan Yong Choo	49	Non-executive director	January 21, 2010
Manoj Kumar Kohli	55	Non-executive director	April 1, 2014
Sheikh Faisal Thani Al-Thani	30	Non-executive director	October 30, 2013
Ajay Lal	52	Independent director	January 23, 2006
Craig Edward Ehrlich	58	Independent director	April 9, 2009
Tsun-Yan Hsieh	61	Independent director	November 9, 2010
Manish Kejriwal	45	Independent director	September 26, 2012
Obiageli Katryn Ezekwesili	51	Independent director	September 26, 2012
Ben Verwaayen	62	Independent director	December 27, 2013
Vegulaparanan Kasi Viswanathan	63	Independent director	January 14, 2014
Dinesh Kumar Mittal	61	Independent director	March 13, 2014

Sunil Bharti Mittal, Chairman

Sunil, founder, Chairman and Group CEO of Bharti Enterprises, is the Chairman of the Guarantor. The Guarantor is the flagship company of Bharti Enterprises, which has interests in telecom, retail, realty, financial services and agri-products. Bharti Enterprises has joint ventures with several global leaders such as Singtel, Softbank, AXA and Del Monte.

Sunil is currently the vice Chairman of the International Chamber of Commerce (“ICC”). He also serves on the Prime Minister of India’s Council on Trade & Industry, the World Economic Forum’s International Business Council, the Telecom Board of International Telecommunication Union (“ITU”), the Commissioner of the Broadband Commission and the Singapore Prime Minister’s Research, Innovation and Enterprise Council. He has been appointed by the Prime Minister of India as Co-Chair of the India-Africa Business Council and India-Sri Lanka CEO Forum, as well as a member of the India-US, India-UK and India-Japan CEO Forums. Sunil previously served as the President of the Confederation of Indian Industry (CII), the premier industry body in India.

Sunil is a recipient of the Padma Bhushan, one of India’s highest civilian awards. He has also been awarded the INSEAD Business Leader for the World Award 2011 and the NDTV Profit Business Leadership Award 2011 for “Corporate Conscience”. Earlier, he received the Global Economy Prize 2009 by The Kiel Institute, Germany and the US-India Business Council also honored him with the ‘Global Vision’ Award 2008. Sunil has received the GSM Association Chairman’s Award for 2008. He is also a member of the Academy of Distinguished Entrepreneurs, Babson College, Wellesley, Massachusetts.

An alumnus of Harvard Business School, Sunil is on Harvard University’s Global Advisory Council, Board of Dean’s Advisors of Harvard Business School and the Executive Board of the Indian School of Business. He is also a trustee of the Carnegie Endowment for International Peace.

Sunil believes that a responsible corporate has a duty to give back to the community in which it operates. This belief has resulted in Bharti Foundation, which is operating 254 schools catering to over 39,000 under-privileged children in rural India. Sunil was ranked among the Top 25 Philanthropists in the World in 2009 by the Barron’s Magazine. He is also a Member of the Board of Trustees of Qatar’s Education Above All Foundation, an initiative of Her Highness Sheikha Moza bint Nasser.

Gopal Vittal, Joint Managing Director and CEO (India)

Gopal is the joint managing director and CEO of Bharti Airtel — India.

In his role as the CEO, Gopal is responsible for defining and delivering the business strategy and providing overall leadership for the Guarantor’s India operations.

Gopal moved into his current role from Bharti Enterprises, where he was the Group Director — Special Projects (April 2012-Feb 2013) and worked towards formulating and supporting Airtel’s international strategy and data expansion. As Director — Marketing of the Guarantor between 2006 and 2008, Gopal had made significant contribution towards driving revenue growth, market leadership and building the Guarantor as an iconic brand. Prior to this, he was at Hindustan Unilever, where he was heading the Home and Personal Care Division. During the various global and national roles he held during his 20 years at Hindustan Unilever, Gopal gathered a wealth of experience in assimilating the consumer mind set, managing operations efficiently, winning with the customer, building brand and innovating to secure market leadership.

Gopal is an alumnus of Madras Christian College and obtained his MBA from IIM, Kolkata.

Rajan Bharti Mittal, Non-executive Director

Rajan is a non-executive director on the Board of the Guarantor. He holds a bachelor of arts degree from Punjab University. He is the vice chairman and managing director of Bharti Enterprises.

Born in 1960, Rajan joined Bharti Enterprises after graduating from Punjab University. An alumnus of Harvard Business School, he is actively involved in overseeing the activities of the group at the corporate level. With his rich experience in the marketing function, Rajan is also involved in many of the new business ventures of the Guarantor.

Rajan was honored with the “Indian Business Leader of the Year Award 2011” by Horasis, the Global Visions Community and has also been awarded the “Leonardo International Prize 2012” by Comitato Leonardo, the Italian Quality Committee.

He is currently serving in a number of leadership roles in different industry bodies. He is a member of the board of trustees of Brookings Institution. He is also the vice president of ICC in India. He was the President of Federation of Indian Chambers of Commerce and Industry (“FICCI”) from 2010 to 2011 and is currently a member of its Executive and Steering Committees. He is also a member of the Council of Management at All India Management Association. He has previously held several key positions in various industry associations as well. At FICCI, he was chairman of retail committee in 2007, infrastructure committee in 2006, telecom & IT committee in 2004 and 2005, and telecom committee in 2001, 2002 and 2003. He was the president of Association of Basic Telecom Operators (now known as Association of Unified Telecom Service Providers of India — AUSPI) in 1999-2000.

Chua Sock Koong, Non-executive Director

Sock Koong is a nominee of SingTel and a non-executive director on the Board of the Guarantor. Sock Koong joined SingTel in June 1989 as treasurer and was promoted to CFO of SingTel in April 1999. She held the positions of Group CFO and CEO International of SingTel from February 2006 until October 12, 2006, when she was appointed deputy Group CEO. Sock Koong was appointed as SingTel Group CEO in April 2007.

Sock Koong holds a first class honours degree in accountancy from the University of Singapore and is a Certified Public Accountant and a Chartered Financial Analyst.

Manoj Kohli, Non-executive director

Manoj is a non-executive director of the Guarantor.

Manoj has spearheaded the turnaround and transformation in the African telecoms sector in the 17 Africa operations covering networks, IT, BPO, distribution and brand and led new initiatives of 3G and Airtel Money in all markets.

Prior to becoming managing director and a non-executive director, Manoj held multiple roles with the Guarantor, such as managing director and CEO (International), joint managing director, president of mobile services business of the Guarantor since 2002. Before moving to Africa, Manoj led the Guarantor's India operations for eight years and assisted in growing the Guarantor's customer base from one million to 140 million. Prior to joining the Guarantor, Manoj was executive director and CEO for Escotel.

Manoj is a member of the Board of GSM Association ("GSMA") and is also a member of the Academic Council of the Faculty of Management Studies and has been awarded the "Best Alumni Award" by SRCC, Delhi University.

Manoj holds degrees in commerce, law and an MBA from Delhi University.

Sheikh Faisal Thani Al-Thani, Non-executive Director

Sheikh Faisal is a non-executive director on the Board of the Guarantor. He is the deputy chief investment officer of Qatar Foundation Endowment, the endowment fund of Qatar Foundation for Education, Science and Community Development. Sheikh Faisal previously played key leadership roles in Qatar Central Bank and Qatar Banking Studies and Business Administration School as the assistant director, investment department and board director respectively. Sheikh Faisal is also vice chairman of Vodafone Qatar.

Sheikh Faisal had previously occupied diplomatic positions overseas for the State of Qatar and was educated both in Qatar and US.

Tan Yong Choo, Non-executive Director

Yong Choo is a nominee of SingTel and a non-executive director on the Board of the Guarantor. She holds a honors degree in accountancy from the National University of Singapore and is a Fellow member of the Institute of Singapore Chartered Accountants.

She has a wide range of work experience from her roles in international accounting firms as well as in multinational corporations. She began her career with SingTel in November 1994 and was appointed as Group financial controller in June 2007. In her current role as vice president (Group Finance) of Singtel, she has responsibilities for the Singtel Group's financial functions including management and financial reporting, business analysis, planning and forecasting. She also provides financial advice that would affect operations and is primarily responsible for financial policies and procedures. Prior to joining SingTel, Yong Choo worked for several years in international accounting firms such as Coopers & Lybrand and Arthur Anderson.

Ajay Lal, Independent Director

Ajay is an independent non-executive director on the Board of the Guarantor. He is a senior partner and managing director of AIF Capital and has over 20 years experience in private equity, project finance and corporate banking. Prior to joining AIF Capital in 1997, Ajay worked with AIG Investment Corporation and Bank of America, respectively.

Ajay has represented AIF Capital on the boards of a number of large corporations across Asia and in this capacity enforces strict standards of corporate governance, as well as provides management teams with strategic guidance.

He is an engineer from IIT Delhi and an AMP graduate from Harvard Business School. He also holds an MBA from IIM Calcutta.

Craig Edward Ehrlich, Independent Director

Craig is an independent non-executive director on the Board of the Guarantor. Craig is the former longtime chairman of the GSMA, the global trade association representing more than 700 second and third generation network operators and over 180 manufacturers and suppliers. He is also chairman of Carmel Ventures Asia, a leading venture capital company.

Craig has been involved in Hong Kong's communications industry since he first settled in Hong Kong in 1987. He joined Hutchison Cablevision as managing director in October 1987 and was a founding member of the team that launched STAR TV, Asia's first satellite delivered multi-channel television network. After four years with Hutchison Whampoa, Craig became the Group Operations Director at Hutchison Telecommunications and was responsible for the company's operations in 10 countries. He was formerly a board member of ECI (NASDAQ) Hutchison Telecom Group, Roamware and ITU Telecom.

Craig is also a member of UCLA/Peking University Joint Research institute Advisory Committee and a founding chairman of the Centre for Global Management at the UCLA Anderson School. Craig holds a B.A. degree from the University of California, Los Angeles, a masters degree from Occidental College and a postgraduate fellowship with the Coro Foundation.

Dinesh Kumar Mittal, Independent Director

Dinesh Kumar is an independent non-executive director on the Board of the Guarantor. Until last year, Dinesh Kumar was the secretary to the Department of Financial Services, where he was responsible for overseeing banking, insurance and pension policies of India. During his tenure, he worked very closely with the RBI and was on the Board of the RBI, LIC, State Bank of India, IIFCL and IIFCL (UK). As the secretary to the Ministry of Corporate Affairs, Dinesh Kumar also worked closely with ICAI, ICSI and ICWAI.

Dinesh Kumar has hands on experience in infrastructure, international trade, urban development, renewable energy, agriculture development and micro-credit, corporate governance, banking, insurance, pension and finance. He holds a master's degree in physics with specialization in Electronics from University of Allahabad, India.

Manish Santoshkumar Kejriwal, Independent Director

Manish Santoshkumar Kejriwal is an independent director on the Board of the Guarantor. He holds a bachelor of arts degree from Dartmouth College and a master in business administration degree from Harvard University. He was also elected a George F. Baker scholar by virtue of extraordinary academic

achievement in the masters in business administration program at Harvard University, Graduate School of Business Administration. He is a managing partner of Kedaara Capital Advisors LLP. He was previously employed by Temasek International Pte. Ltd., where he held the position as head of India, Africa and Middle East.

Prior to joining Temasek Holdings, Manish was a partner at McKinsey & Company, Inc., and had been a part of its New York, Cleveland and Mumbai offices. Prior to McKinsey, Manish worked at the World Bank in Washington D.C, and he spent the summer between his two years at business school working at Goldman Sachs (Principal Investment/Corporate Finance) in Hong Kong.

Manish holds a bachelor's degree from Dartmouth College where he graduated magna cum laude with a major in economics and engineering sciences and where he received the Dean's Plate. He holds an MBA from Harvard University, where he graduated with high distinction as a Baker Scholar.

Obiageli Katryn Ezekwesili, Independent Director

Obiageli Ezekwesili is an independent non-executive director on the Board of the Guarantor. She is the former presidential advisor, former minister of education and minister of mines & minerals for the Federal Republic of Nigeria and until May 2012, the vice president for Africa region at the World Bank.

Tsun Yan Hsieh, Independent Director

Tsun-yan Hsieh is an independent director on the Board of the Guarantor. He is also an independent director of Sony Corporation, and a director on Manulife Financial Corporation.

Ben Verwaayen, Independent Director

Ben Verwaayen is an independent director on the Board of the Guarantor. He has a wide range of working experience gained from different multinational corporations and held management positions such as vice chairman and chief operating officer at Lucent Technologies, CEO at BT Plc, and CEO at Alcatel-Lucent.

Apart from being on the board of various companies, he is also on the board of World Economic Forum, Switzerland.

He holds a master's degree in law and international politics from the State University of Utrecht, Holland.

V. K. Viswanathan, Independent Director

V. K. Viswanathan is the independent non-executive director on the Board of the Guarantor. He is also the chairman of Bosch Limited (formerly known as Motor Industries Company Limited), a flagship company of Bosch Group in India and headquartered in Bangalore. He sits on the advisory boards of FLSmidth Private Limited, Chennai, CRH India, Mumbai and BSH Household Appliances Manufacturing Private Limited, Mumbai, among others.

Responsibilities of the Board of Directors

The Board's role, functions, responsibility and accountability are defined under the Indian Companies Act and in the Guarantor's Articles of Association. In addition to its primary role of monitoring corporate performance, the functions of the Board include:

- a. setting the organization's vision and values and setting strategic direction/goals;
- b. balancing the interests of the stakeholders and shareholders in an equitable and transparent manner;
- c. monitoring the achievement of strategic objectives;
- d. appointing key managerial positions such as Chairman, managing director, joint managing director;
- e. discharging statutory responsibilities and fiduciary duties;
- f. approving of financial statements for the Guarantor and its operating divisions or business segments which give a true and fair view of the Guarantor's affairs;
- g. approving appropriate accounting policies and ensuring that they are applied consistently, ensuring that judgment and estimates are reasonable and prudent and that full and accurate financial records are kept;
- h. reviewing the status of business risk exposures, its management and related action plan;
- i. reviewing and approving all related-party transactions;
- j. monitoring socio-economic/political/regulatory environment of the Guarantor and the related threats and opportunities;
- k. reviewing and approving management's business and financial plans;
- l. approving any joint-venture or collaboration agreement;
- m. approving transactions involving substantial payment towards goodwill, brand equity or intellectual property;
- n. approving any acquisition or sale of material nature, of investments, of subsidiaries and assets, not in the normal course of business;

- o. determining that procedures are in place to ensure compliance with laws and regulations and to take note of the following, in particular:
 - i. any material default in financial obligations, to and by the Guarantor or substantial non-payment for services availed/sold by the Guarantor;
 - ii. any non-compliance of any regulatory, statutory or listing requirement; and
 - iii. any material show cause, demand, and prosecution notices and penalty notices, if any;
- p. confirming the minutes of meetings of various Board committees; and
- q. appointing alternate director, additional director, directors to fill casual vacancies on the recommendation of the Nomination Committee.

Committees of the Board of Directors

The Board has constituted seven committees and is authorized to constitute additional committees from time to time, depending on the business needs of the Guarantor.

Audit Committee

The Audit Committee comprises four non-executive Board members, three of whom are independent. The Audit Committee's current chairman is V. K. Viswanathan, an independent director.

The responsibilities of the Audit Committee include:

- a. oversee the Guarantor's financial reporting process and the disclosure of its financial information to ensure that the financial statements are correct, sufficient and credible;
- b. make recommendations to the Board in respect of the appointment, resignation or dismissal of the statutory auditor, internal auditors, cost auditors and determine their fees;
- c. approve the payment to statutory auditors for any other services rendered by them;
- d. discuss with the statutory auditor, before the audit commences, the nature and scope of the audit to be conducted; also conduct post-audit discussion to ascertain any areas of concern;
- e. review, with the management, annual financial statements before submission to the Board for approval, with particular reference to:
 - i. matters required to be included in the Directors' responsibility statement, which form part of the Board's report in terms of the Companies Act, 2013 or as amended from time to time;

- ii. changes, if any, in accounting policies and practices and reasons for the same;
 - iii. major accounting entries involving estimates based on the exercise of judgment by management;
 - iv. significant adjustments made in the financial statements arising out of audit findings;
 - v. compliance with listing and other legal requirements relating to financial statements;
 - vi. approval of all related party transactions;
 - vii. the qualifications in the draft audit report;
 - viii. management's discussion and analysis of financial condition and results of operations;
 - ix. the statement of significant related party transactions with specific details of the transactions, which are not in the normal course of business or the transactions which are not at arms' length price;
 - x. the quarterly compliance certificates confirming compliance with laws and regulations, including any exceptions to these compliances;
 - xi. the management letter/letters of internal control weaknesses issued by the statutory auditors;
 - xii. internal audit reports relating to internal control weaknesses;
 - xiii. the financial statements, in particular the investments, if any, made by unlisted subsidiary companies; and
 - xiv. the appointment, removal and terms of remuneration of the chief internal auditor;
- f. review, with the management, the quarterly financial statements before submission to the Board for approval;
 - g. review, with the management, performance of statutory and internal auditors, adequacy of the internal control systems;
 - h. review financial and risk management policies, implement treasury policies and oversee status of investor relation activities;
 - i. approve the appointment, re-appointment and removal of CFO after assessing the qualifications, experience and background of the candidate;

- j. discuss with internal auditors the coverage and frequency of internal audits as per the annual audit plan;
- k. review and monitor the statutory and internal auditor's independence, performance and effectiveness of the audit process;
- l. review the findings of any internal investigation by the internal auditors into matters where there is suspected fraud or irregularity or a failure of internal control systems of a material nature and reporting the matter to the Board;
- m. scrutinize inter-corporate loan and investments;
- n. oversee the functioning of the vigil / whistle blower mechanism;
- o. consider other functions, as defined by the Board, or may be stipulated under any law, rule or regulation including the listing agreement and the Companies Act, 2013.

HR, ESOP Compensation & Nomination Committee

The HR, ESOP Compensation & Nomination Committee comprises five non-executive directors of whom three are independent. The committee's current Chairman is Ben Verwaayen, an independent director.

The key responsibilities of the HR, ESOP Compensation & Nomination Committee include the following:

I. HR Related

- a. devise attraction and retention strategy for employees;
- b. determine the compensation (including salaries and salary adjustments, incentives/benefits, bonuses) and performance targets of the Chairman, managing director and CEO (International), and joint managing director and CEO (India);
- c. review employee development strategy;
- d. assess the learning and development needs of the directors and recommend learning opportunities which can be used by directors to meet their needs for development;
- e. review its terms of reference on an annual basis and recommend any changes to the Board;
- f. review all human resource related issues including succession plan of key personnel; and
- g. consider any other key issues/matters as may be referred by the Board or as may be necessary in view of clause 49 of the listing agreement or any other statutory provisions.

II. ESOP Related:

- a. formulate employee stock option (“ESOP”) plans and decide on future grants;
- b. formulate terms and conditions of the present ESOP plan of the Guarantor with respect to:
 - i. quantum of options to be granted under ESOP plan(s) per employee and in the aggregate under a plan;
 - ii. performance conditions attached to any ESOP plan;
 - iii. conditions under which options vested in employees may lapse in case of termination of employment for misconduct;
 - iv. exercise period within which the employee should exercise the option and that option would lapse on failure to exercise the option within the exercise period;
 - v. specified time period within which the employee must exercise the vested options in the event of termination or resignation of an employee;
 - vi. right of an employee to exercise all the options vested in him at one time or at various points of time within the exercise period;
 - vii. procedure for making a fair and reasonable adjustment to the number of options and to the exercise price in case of rights issues, bonus issues and other corporate actions;
 - viii. grant, vest and exercise of option in case of employees who are on long leave; and the procedure for cashless exercise of options; and
 - ix. any other matter which may be relevant for administration of ESOP plan from time to time.
- c. frame suitable policies and processes to ensure that there is no violation of Securities and Exchange Board of India (Prohibition of Insider Trading) Regulations, 1992 and Securities and Exchange Board of India (Prohibition of Fraudulent and Unfair Trade Practices relating to the Securities Market) Regulations, 1995; and
- d. address other key issues as may be referred by the Board.

III. Nomination Related:

- a. review and recommend the structure, size and composition (including the skills, knowledge, experience and diversity) of the Board and Board Committees;

- b. evaluate the balance of skills, knowledge, experience and diversity on the Board for description of the role and capabilities required for particular appointment;
- c. identify and nominate for the approval of the Board, candidates to fill Board vacancies as and when they arise;
- d. review succession planning for executive and non-executive directors and other senior executives, particularly the Chairman and CEO's;
- e. recommend suitable candidates for the role of lead independent director;
- f. recommend the appointment of any director to executive or other employment/place of profit in the Guarantor; and
- g. conduct an annual evaluation of the overall effectiveness of the Board and the Board committees.

Stakeholders' Relationship Committee

The Stakeholders' Relationship Committee comprises three Board members. A non-executive director must be the chairperson of the Stakeholders' Relationship Committee. The committee's current chairman is Rajan Bharti Mittal, non-executive director.

The key responsibilities of the Stakeholders' Relationship Committee include the following:

- a. formulate procedures in line with the statutory guidelines to ensure speedy disposal of various requests received from shareholders from time to time;
- b. redress shareholders and investor complaints/grievances (e.g. transfer of shares, non-receipt of balance sheet and non-receipt of declared dividend among others);
- c. dematerialize or rematerialize the share certificates;
- d. approve the transmission of shares or other securities arising as a result of death of the sole/any one joint shareholder;
- e. sub-divide, consolidate and/or replace any share or other securities certificate(s) of the Guarantor;
- f. issue duplicate share/other security(ies) certificate(s) in lieu of the original share/security(ies) certificate(s) of the Guarantor;
- g. approve, register, and refuse to register transfer/transmission of shares and other securities; and
- h. further delegate all or any of the power to any other employee(s), officer(s), representative(s), consultant(s), professional(s), or agent(s).

Corporate Social Responsibility Committee

The Corporate Social Responsibility (“CSR”) Committee comprises four Board members. The committee’s current chairman is Rajan Bharti Mittal, non-executive director. The CSR Committee shall:

- a. formulate, monitor and recommend to the Board CSR policy and the activities to be undertaken by the Guarantor;
- b. recommend the amount of expenditure to be incurred on the activities undertaken;
- c. review the performance of the Guarantor in the area of CSR;
- d. evaluate social impact of the Guarantor’s CSR activities.
- e. review the Guarantor’s disclosure of CSR matters, including any annual social responsibility report;
- f. review the following, with the management, before submission to the Board for approval:
 - i. the business responsibility report;
 - ii. CSR report; and
 - iii. annual sustainability report;
- g. formulate and implement of the business responsibility policies with the consultation of the respective stakeholders;
- h. establish a monitoring mechanism to ensure that the funds contributed by the Guarantor are spent by Bharti Foundation or any other charitable organization to which the Guarantor makes contribution, for the intended purpose only;
- i. approve the appointment or re-appointment of directors responsible for business responsibility; and
- j. consider other functions, as defined by the Board, or as may be stipulated under any law, rule or regulation including the listing agreement, Corporate Social Responsibility Voluntary Guidelines 2009 and the Companies Act, 2013.

Technology Committee

The Technology Committee comprises three Board members, two of whom are executive directors. The Technology Committee's current chairman is Ben Verwaayen, an independent director. The authorities and responsibilities of the Technology Committee are as follows:

- a. obtain independent professional advice on matters to be deliberated with respect to technology developments, obsolescence and new product innovation;
- b. access sufficient resources to carry out its duties;
- c. review the Guarantor's strategy and approach to technology and innovation, including its impact on the Guarantor's performance, growth and competitive position;
- d. oversee the Guarantor's investments in technology and software, including through acquisitions and other business development activities;
- e. ensure that the Guarantor adopts the best industry practices and adapts to technological trends;
- f. establish and maintain relationships with key technology partners of the Guarantor; and
- g. appraise and critically review the financial, tactical and strategic benefits of proposed major information technology related projects and technology architecture alternatives.

Committee of Directors

The Committee of Directors ("COD") is comprised of four directors, two of whom are independent directors. The committee's current Chairman is Rajan Bharti Mittal, non-executive director.

The following are the functions of the COD:

I. Investment Related

- a. make loans to any body corporate/entity within the limits approved by the Board;
- b. give guarantee(s) in connection with loan made to any body corporate/entity within the overall limits approved by the Board;
- c. negotiate, finalize, amend, modify, approve and accept the terms and conditions with respect to aforesaid loans and/or guarantee(s) from time to time; and
- d. purchase, sell, acquire, subscribe, transfer, sale or otherwise deal in the shares/securities of any company, body corporate or other entities within the limits approved by the Board.

II. Treasury Related (within the limits approved by the Board)

- a. borrow such sum of money as may be required by the Guarantor from time to time provided that the money already borrowed, together with the money to be borrowed by the Guarantor does not exceed the limits provided under Section 180(1)(c) of the Companies Act, 2013 i.e. up to the paid up capital and free reserve of the Guarantor;
- b. create security/charge(s) on all or any of the assets of the Guarantor for the purpose of securing credit facility of the Guarantor;
- c. deal in government securities, units of mutual funds, fixed income and money market instruments, fixed deposits and certificate of deposit programs of banks and other instruments/securities/treasury products of banks and financial institutions as per treasury policy of the Guarantor;
- d. deal in foreign exchange and financial derivatives linked to foreign exchange and interest rates, including, but not limited to, foreign exchange spot, forwards, options, currency swaps and interest rates swaps;
- e. open, operate, close, change in authorization for any bank account, Subsidiary General Ledger (“SGL”) Account, and dematerialization/depository account; and
- f. approve, finalize and authorize the execution of any deed, document, letter or writing in connection with the aforesaid activities including borrowing/credit facilities and creation of charge.

III. Allotment of Shares (within the limits approved by the Board)

- a. issue and allot shares of the Guarantor in one or more tranches as per the terms of the ESOP plans for the time being in force or upon conversion of foreign currency convertible bonds issued by the Guarantor;
- b. seek listing of shares issued as above on one or more stock exchanges in India and all such shares being pari-passu with the existing equity shares of the Guarantor in all respects; and
- c. perform all such acts, deeds and things, as may be necessary and incidental to allotment and listing of shares.

IV. General Authorizations

- a. open, shift, merge, close any branch office or Circle office;
- b. approve for participation into any tender, bid, auction by the Guarantor;

- c. register the Guarantor with any central/state government authorities, semi-government authorities, local authorities, tax authorities including sales tax, service tax, value added tax authorities, labor law authorities, administrative authorities, business associations and other bodies;
- d. purchase, sell, take on lease/license, transfer or otherwise deal with any property;
- e. apply for and surrender any electricity, power or water connection;
- f. appoint any merchant banker, chartered accountant, advocate, company secretary, engineer, technician, consultants and/or professionals for undertaking any assignment for and on behalf of the Guarantor;
- g. constitute, reconstitute, modify, dissolve any trust or association with regard to the administrative matters or employee related matters and to appoint, reappoint, remove, replace the trustees or representatives;
- h. authorize one or more employee(ies), officer(s), representative(s), consultant(s), professional(s), or agent(s) jointly or severally to:
 - i. represent the Guarantor before central government, state governments, judicial, quasi-judicial and other statutory/ administrative authorities or any other entity;
 - ii. negotiate, finalize, execute, modify, sign, accept, and withdraw all deed, agreements, undertakings, certificates, applications, confirmations, affidavits, indemnity bonds, surety bonds, and all other documents and papers;
 - iii. affix common seal of the Guarantor; and
 - iv. enter into, sign, execute and deliver all contracts for and on behalf of the Guarantor.
- i. perform all such acts, deeds and things as may be required for the smooth conduct of the operations of the Guarantor and which does not require the specific approval of the Board of the Guarantor or which has specifically been delegated by the Board to any other committee of the Board or any officer, employee or agent of the Guarantor;
- j. perform such other functions as may be authorized/delegated by the Board or as might have been authorized/delegated to the erstwhile Borrowing Committee, Investment Committee, Committee of Director or the Allotment Committee; and
- k. authorize/delegate any or all of its power to any person, officer, representative to do any act, deed or thing as may be required to be done to give effect to the such functions.

Airtel Corporate Council

The Airtel Corporate Council (“ACC”) comprises the following permanent members:

- I. Chairman of the Guarantor;
- II. managing director and CEO (International) of the Guarantor;
- III. joint managing director and CEO (India) of the Guarantor;
- IV. Group CFO of the Guarantor;
- V. Group director HR of the Guarantor; and
- VI. Group general counsel and company secretary will be the secretary of the ACC.

The chairperson of the ACC shall be the Chairman or in his or her absence, the managing director of the Guarantor.

The key responsibilities (within Board approved directions) of the ACC include:

- a. strategically manage and supervise of Guarantor’s business;
- b. formulate the Guarantor’s business plan including objectives and strategy, capital expenditures and investments;
- c. formulate organization policies, systems and processes concerning the operations of the Guarantor.
- d. review and monitor implementation of plans/strategy;
- e. review the business wise performance against approved plans of revenue, costs, profits, balance sheet, borrowings and investments, including strategy implementation;
- f. address appointment, remuneration, promotion, termination, career & succession planning and all employment related matters of the Airtel management board and Airtel International Management Board members (other than Chairman, managing director and joint managing director);
- g. approve the variation in the approved annual operating plan up to 5% negative deviation;
- h. approve overall rewards strategy for the Guarantor and its funding cost;
- i. approve performance targets for the purpose of performance bonus and long term incentive plans in respect of regions, segments and concerned business units;
- j. review and approve all strategic consulting assignment;

- k. review and recommend for approval all items/proposals relating to restructuring, new line of business, investments, financial restructuring, general reserved matters (as referred in Article 125(ii) of Articles of Association of the Guarantor) and other matters which require approval of the Board;
- l. acquire, dispose, transfer of any immovable property of value exceeding any amount in excess of the duly approved respective delegation of authority;
- m. review with the auditors the internal audit reports and special audit reports;
- n. form, modify, withdraw, implement systems policies, control manuals and other policy frameworks for operational efficiency and risk management;
- o. approve major legal initiatives including commencement of legal action against government/quasi government authorities;
- p. write off advances, receivables, claims and any other amounts in excess of the duly authorized respective delegation of authority;
- q. enter or exit into new sub line of business/product line/major activity in any manner whatsoever;
- r. change the Guarantor's brand name, logo, and trade mark;
- s. approve charitable donations within the overall limit set by the Board;
- t. approve contribution to any political party/political trust within the overall limit set by the Board;
- u. nominate directors/representatives on the subsidiaries and joint ventures; and
- v. review all major pending legal cases and related matters.

Powers of ACC in respect of the subsidiaries and their step down subsidiaries (other than listed subsidiaries)

- a. formulate business plan, including any strategic initiative, investments, capital expenditure, borrowing, including refinancing and extension;
- b. nominate the respective subsidiary's nominee on Board of other companies; and
- c. enter into/exit from business/major business activities, in any manner whatsoever, including purchase, sale, lease and franchise.

Executive Officer

In addition to the executive directors whose profiles and appointment details are set forth above, the Guarantor's Global CFO is Mr. Srikanth Balachandran.

SHARE OWNERSHIP OF THE GUARANTOR

As at March 31, 2014, the Guarantor's promoters Bharti Telecom Limited, along with persons acting in concert (Indian Continent Investment Limited) held approximately 50.32%, Pastel Limited, along with persons acting in concert (Viridan Limited (through a sub-account)) held approximately 15.01% of the Guarantor's issued, subscribed and paid up equity shares (the voting rights). Accordingly, the cumulative shareholding of the Promoter Group is approximately 65.33% of the Guarantor's issued, subscribed and paid up equity shares (the voting rights). A company's "Promoters Group" under the SEBI (Issue of Capital and Disclosure Requirements) Regulations, 2009 includes (i) Promoters i.e. the person or persons who are in control of the company, and the person or persons named as promoters in any offer document filed with the Indian Stock Exchanges; (ii) any entity which hold ten percent or more of the equity shares capital of the Promoter.

The directors of the Guarantor, other than those in the Promoter Group, held approximately 0.01% of the Guarantor's issued equity shares as at March 31, 2014.

SingTel directly and indirectly owns approximately 32.38% of the Guarantor's issued equity shares.

Three Pillars Pte. Ltd., an affiliate to Qatar Foundation Endowment, owns 5.00% of the Guarantor's issued equity shares.

RELATED PARTY TRANSACTIONS

The Guarantor, in the ordinary course of business, enters into various sales, asset purchases, rent and service transactions with its subsidiaries, joint ventures and associates and others in which the Guarantor has a material interest. These transactions are pursuant to terms that are no less favorable than those arranged with third parties.

See Note 34 to the Guarantor's financial statements for the fiscal year ended March 31, 2014 for further information on related party transactions determined in accordance with IFRS.

REGULATION

Regulation of the Guarantor

The following description is a summary of certain laws, regulations and policies in India, which are applicable to the Guarantor. The information provided below has been obtained from sources available in the public domain. The summary of the regulations set out below is not exhaustive, and is only intended to provide general information to potential investors and is neither designed nor intended to be a substitute for professional legal advice.

The telecommunications industry in India is subject to extensive government regulation. A number of governmental authorities have regulatory responsibilities for various aspects of the telecommunications industry. The principal regulatory authorities are:

- DoT;
- TRAI;
- TDSAT, WPC; and
- Standing Advisory Committee on Radio Frequency Allocation (“SACFA”).

Regulatory Bodies of the Telecommunications Industry

Department of Telecommunication

The DoT is a department of the Ministry of Communications and Information Technology, Government of India, and is responsible for formulating developmental policies for the accelerated growth of the telecommunication services. The DoT is also responsible for coordinating with TRAI and for grant of licenses for various telecommunication services such as unified access service, national long distance service, international long distance service, internet, VSAT service etc. The DoT also enforces wireless regulatory measures by monitoring wireless transmission of all users across India.

The DoT’s primary objectives include:

- policy formulation, licensing and co-ordination on matters relating to telegraphs, telephones, wireless, data, facsimile and telematic services and other like forms of communications;
- international cooperation in matters connected with telecommunications including matters relating to all international bodies dealing with telecommunications such as International Telecommunication Union (“ITU”), its Radio Regulation Board (“RRB”), Radio Communication Sector (“ITU-R”), Telecommunication Standardization Sector (“ITU-T”), Development Sector (“ITU-D”), International Telecommunication Satellite Organization (“INTELSAT”), International Mobile Satellite Organization (“INMARSAT”) and Asia Pacific Telecommunication (“APT”);

- promotion of standardization, research and development in telecommunications; and
- promotion of private investment in telecommunications;

The secretary of the DoT is also the Chairman of the Telecom Commission, which is a high powered commission, established in 1989, consisting of four full time members (Production, Services, Technology and Finance) and four part-time members (secretaries of the Ministries of Finance, Industrial Policy and Promotion, Information Technology and Planning Commission). The major functions of the Telecom Commission include policy formulation, review of performance, licensing, wireless spectrum management, administrative monitoring of PSUs, research and development, standardization/validation of equipment and international relations.

Telecom Regulatory Authority of India (“TRAI”)

TRAI is an autonomous, statutory body established under the Telecom Regulatory Authority of India Act, 1997 (the “TRAI Act”) with extensive powers to regulate the telecommunications services sector in India. One of the primary objectives of TRAI is to create and nurture conditions for growth of telecommunications in the country in a manner and at a pace which will enable India to play a leading role in emerging global information society. The TRAI Act provides for not only the establishment of TRAI as regulator, but also the TDSAT to adjudicate disputes.

The main functions of TRAI, as mentioned in the TRAI Act, is to make recommendations, either *suo moto* or on request from the licensor, on matters ranging from the introduction of new service providers, terms and conditions of licenses to be awarded to service providers, revocation of license for non-compliance of terms and conditions of license, measures to facilitate competition and promote efficiency in the operation of telecommunication services so as to facilitate growth in such services, measures for the development of telecommunication technology, efficient management of available spectrum and any other matter related to telecommunications industry.

TRAI has issued from time to time a large number of regulations, orders and directives and provided the required direction to the evolution of Indian telecommunication market from a government owned monopoly to a multi-operator multi-service open competitive market.

TRAI is responsible for ensuring compliance with the terms and conditions of licenses, fixing the terms and conditions of interconnection arrangements between service providers, ensuring technical compatibility and effective interconnection between different service providers, regulating revenue sharing arrangements among service providers, ensuring effective compliance of universal service obligations, establishing standards of quality of service to be provided by service providers and ensuring the quality of service, periodically surveying such service in order to protect the interest of the consumers and establishing and ensuring the time period for providing local and long distance circuits of telecommunication between different service providers.

TRAI also has the authority to levy fees and other charges at such rates and in respect of such services as it may determine and to perform such other functions including administrative and financial functions as may be entrusted to it by the central government or as may be necessary to implement the provisions of the TRAI Act.

Telecom Dispute Settlement and Appellate Tribunal (“TDSAT”)

The TDSAT was established pursuant to the Telecom Regulatory Authority of India (Amendment) Act, 2000, as an in-built dispute settlement mechanism to adjudicate disputes between the central government and service providers, between two or more service providers, between a service provider and a group of consumers and dispose of appeals with a view to protecting the interests of service providers and consumers of the telecommunications sector and to promote and ensure orderly growth of the telecommunications sector.

The TDSAT also has the jurisdiction to hear and dispose of appeals against any direction, decision or order of TRAI. An appeal against any order of the TDSAT which is not an interim order, of the TDSAT shall be made before the Supreme Court of India.

Wireless Planning and Coordination Wing (“WPC”)

The WPC was created in 1952 and is a wing of the DoT. The WPC is the national radio regulatory authority responsible for frequency spectrum management, including licensing and caters for the needs of all wireless users (for both Government and private) throughout India. The spectrum allocation policy is contained in the National Frequency Allocation Plan (“NFAP”) which is based on the International Radio Regulations.

The WPC exercises the statutory functions of the Central Government and issues licenses to establish, maintain and operate wireless stations. The wireless license is an independent license and therefore any UAS license holder intending to offer mobile services has to obtain a separate wireless license from the WPC wing. The WPC is divided into major sections such as Licensing and Regulation (“LR”), New Technology Group (“NTG”) and SACFA.

The Standing Advisory Committee on Radio Frequency Allocation (“SACFA”)

SACFA is a high level committee chaired by secretary to the DoT and chairman of the telecom commission. Heads of major wireless users/administrative ministries of the Government, member (technology), telecom commission, and wireless adviser to the Government, joint secretary, DoT are its members. The WPC provides secretariat help to SACFA. Joint wireless adviser, the WPC is the member-secretary of SACFA.

The main functions of SACFA are to make recommendations on:

- Major frequency allocation issues;
- Formulation of the frequency allocation plan;
- Various issues related to ITU; and
- To sort out problems referred to the committee by various wireless users, sitting clearance of all wireless installations in the country, etc.

Regulations Governing the Telecommunications Sector

The Indian Telegraph Act, 1885

The Indian Telegraph Act, 1885 (the “Telegraph Act”) is the one of the principal legislations governing the telecommunication industry in India. A “telegraph” has been defined as any appliance, instrument, material or apparatus used or capable of use for transmission or reception of signs, signals, writings, images and sounds or intelligence of any nature by wire, visual or other electro-magnetic emissions, radio waves or Hertzian waves or galvanic, electric or magnetic means. The Telegraph Act provides that the Central Government may grant a license, on such conditions and in consideration of such payments as it thinks fit, to any person to establish, maintain or work a telegraph within any part of India. The UAS licenses and the Cellular Mobile Telephone Service (“CMTS”) licenses are granted by the Central Government under the Telegraph Act.

The Indian Wireless Telegraphy Act, 1933

Under the provisions of Indian Wireless Telegraphy Act, 1933 (the “Telegraphy Act”), no person shall possess wireless telegraphy apparatus except under and in accordance with a license issued under the Telegraphy Act. The Central Government may, by rules made under the Telegraphy Act, exempt any person or any class of persons from the provisions of the Telegraphy Act either generally or subject to prescribed conditions, or in respect of specified wireless telegraphy apparatus. The competent authority constituted under the Telegraphy Act may issue licenses to possess wireless telegraphy apparatus in such manner, on such conditions and subject to such payments, as may be prescribed. The term ‘wireless telegraphy apparatus’ has been defined to mean any apparatus, appliance, instrument or material used or capable of use in wireless communication, and includes any article determined by rule made thereunder to be wireless telegraphy apparatus, but does not include any such apparatus, appliance, instrument or material commonly used for other electrical purposes, unless it has been specially designed or adapted for wireless communication or forms part of some apparatus, appliance, instrument or material specially so designed or adapted, nor any article determined by rules made under the provisions of the Telegraphy Act not to be wireless telegraphy apparatus.

The WPC has, by certain notifications, exempted certain frequency bands from licensing requirements to be obtained by any person to establish, maintain, work, possess or deal in any wireless equipment, on non-interference, non-protection and shared (non-exclusive) basis. Further it also states that the wireless equipment shall be type approved and designed and constructed in such a manner that the bandwidth of emission and other parameters shall conform to the limits as specified in the rules framed by the central government in this regard from time to time.

The Telecom Regulatory Authority Act, 1997

The TRAI Act was enacted to provide for the establishment of TRAI and TDSAT and to regulate telecommunication services, adjudicate disputes, dispose of appeals and to protect the interest of service providers and consumers of the telecommunications sector and to promote and ensure orderly growth of the telecommunications sector.

As per the TRAI Act, TRAI is empowered to make recommendations to the Central Government or any entity empowered under the Telegraph Act to issue licenses in connection with matters such as the need and timing for introduction of new service providers, terms and conditions of licenses issued to service providers and the revocation of licenses for non-compliance with terms and conditions. The functions to be discharged by TRAI include ensuring compliance with the terms and conditions of licenses, regulate revenue sharing arrangements among service providers and specifying the standards of quality of service to be provided by service providers.

For the effective discharge of its functions, TRAI is empowered to call upon any service provider at any time to furnish in writing such information or explanation as is required or to conduct an investigation into the affairs of any service provider or issue directions in respect thereof.

National Telecom Policy 1994

In 1994, the Central Government announced first the national telecom policy (the “National Telecom Policy 1994”) which defined certain important objectives, including availability of telephone on demand, provision of world class services at reasonable prices, improving India’s competitiveness in global market and promoting exports, attracting FDI and stimulating domestic investment, ensuring India’s emergence as major manufacturing / export base of telecom equipment and universal availability of basic telecom services to all villages. It also announced a series of specific targets to be achieved by 1997. The National Telecom Policy 1994 recognized that the required resources for achieving these objectives could not be made available only out of the sources available to Government and that investment and involvement of the private sector would be necessary to cover the huge resource gap. While the National Telecom Policy 1994 was successful in part, a number of its objectives could not be achieved and therefore, in acknowledging this, Central Government decided to formulate a second National Telecom Policy in 1999.

New Telecom Policy 1999 (“National Telecom Policy 1999”)

The National Telecom Policy 1999 was approved on March 26, 1999 and became effective from April 1999. The National Telecom Policy 1999 laid down a clear roadmap for future reforms, contemplating the opening up of all the segments of the telecommunications sector for private sector participation. It clearly recognized the need for strengthening the regulatory regime as well as restructuring the departmental telecommunications services to that of a public sector corporation so as to separate the licensing and policy functions of the Central Government from that of being an operator. It also recognized the need for resolving the prevailing problems faced by the operators so as to restore their confidence and improve the investment climate. The key features of the National Telecom Policy 1999:

- encourage development of telecommunications in rural areas by making it more affordable by suitable tariff structures and making rural connectivity mandatory for all service providers;
- provide Internet access to all district headquarters;
- national long distance services opened to private operators;

- international long distance services opened to private sectors;
- private telecom operators licensed on a revenue sharing basis, plus a one-time entry fee;
- direct interconnectivity and sharing of network with other telecom operators within the service area was permitted; and
- spectrum management made transparent and more efficient.

Licensing of all telecom services thereafter was to be under the policy framework of National Telecom Policy 1999, which sought to significantly redefine the competitive nature of the industry. The new policy removed the restrictions on the number of service providers for the basic service providers. Subsequently, in November 2003, the restrictions on the number of service providers were also removed for the cellular mobile service providers making it open for participation by all bidders who satisfied the conditions of the DoT. The new policy also required all operators who were under the fixed license fee regime to migrate to a revenue sharing regime. In the revenue sharing model, the operators were required to pay a percentage of their adjusted gross revenue (“AGR”) as annual license fee and spectrum usage charge to the Government. The percentage of revenue share depended on the service area where they offered their services.

National Telecom Policy 2012

On May 31, 2012, the Government approved the National Telecom Policy 2012. The National Telecom Policy 2012 envisions providing secure, reliable, affordable and high quality converged telecommunication services for an accelerated inclusive socio-economic development. The focus of National Telecom Policy 2012 is on the multiplier effect, and transformational impact of such services on the economy. The main areas of focus of National Telecom Policy 2012 are as follows:

- increasing rural teledensity from the current level of around 39 to 70 by the year 2017 and 100 by the year 2020;
- repositioning of mobile phone as an instrument of empowerment;
- provide affordable and reliable broadband on demand by the year 2015;
- domestic manufacturing in order to make India a global hub;
- convergence of network, services and devices;
- liberalization of spectrum to enable use of spectrum in any band to provide any service in any technology;
- simplification of licensing;

- consumer focus — achieving full mobile number portability and working towards one nation — free roaming facility;
- resale of services;
- voice over internet protocol; and
- recognize cloud computing and next generation network including Internet Protocol Version 6.

The National Telecom Policy 2012 seeks to provide a predictable and stable policy regime for a period of approximately ten years. The National Telecom Policy 2012 shall further enable taking suitable measures to encourage existing service providers to rapidly migrate to the new regime in a uniformly liberalized environment with a level playing field.

By formulating a clear policy regime, the National Telecom Policy 2012 endeavors to create an investor friendly environment for attracting additional investments in the sector apart from generating manifold employment opportunities in various segments of the sector.

Regulations Governing the Guarantor's Business

The key regulations governing the Guarantor's business areas, including mobile, broadband, NLD service and ILD service and DTH services are detailed below:

1. Cellular Business

Initial Licensing Phase

In 1992, the DoT invited bids from Indian companies with not more than 49% foreign ownership for non-exclusive licenses to provide digital cellular mobile services in the four metropolitan areas of Mumbai, Delhi, Kolkata and Chennai. After protracted litigation arising from the selection process, the DoT finally entered into two licenses for each of the four metropolitan areas.

In January 1995, the DoT invited tenders from Indian companies with not more than 49% foreign ownership for non-exclusive licenses to provide digital cellular mobile services in eighteen Circles, excluding the four metropolitan Circles. The Circles were classified into three categories ("A" through "C") based principally on their revenue generating potential with Category A Circles having the highest revenue potential.

The terms of the licenses provided for two operators per metropolitan area and per Circle and the requirement for the cellular operators to interconnect through the fixed line networks of BSNL and MTNL. The Government reserved the right to provide cellular services in each metropolitan area and Circle through MTNL or the DoT (now BSNL).

Consequent to the above two rounds of bidding in 1992 and 1995, cellular services were introduced in India on a commercial basis in the four metropolitan areas during 1995 and in most of the other Circles between 1996 and 1998.

As the bidding process had resulted in high fixed license fees being payable by the successful bidders in most Circles, several private operators defaulted on their license fee obligations and were unable to complete the build out of their networks. In certain cases, the DoT revoked or suspended the licenses issued to such operators.

Fourth Operator Guidelines

In January 2001, the Government announced guidelines for the fourth cellular operator to provide cellular services in the country. The guidelines envisaged a non-exclusive license for a period of 20 years (thereafter extendable by 10 years) in the 900/1800 MHz frequency range. While issuing the license, the Government stipulated minimum paid-up capital and net worth requirements for the bidder and the promoters in respect of each category of Circle. The guidelines stipulated that a company is not permitted to have an interest in more than one bidder company for the same service area and the existing licensees are not permitted to bid for the same service area.

The Government prescribed roll-out obligations for the fourth operator, requiring coverage of at least 10% of the District Headquarters (“DHQ”) within the Circle, in the first year and 50% of the DHQs within three years of the effective date of the license. Coverage of a DHQ would require radio coverage of at least 90% of the area bound by the municipal limits in a DHQ.

Revenue Sharing Percentage

On the basis of the National Telecom Policy 1999, in July 1999, the Government required the existing cellular service providers to migrate from the fixed annual license fee regime to a revenue share regime with a one-time entry fee. Under this migration package, the license fee payable by the existing licensee up to July 31, 1999 was treated as a one-time entry fee. From August 1, 1999, the license fee payable is a percentage of the revenue earned under the license. The provisional license fee was fixed at 15% of gross revenues (as determined according to the license agreement with the DoT) for all categories of Circles.

With effect from April 1, 2004, the license fee, excluding spectrum charges for cellular mobile telephone services was 10% of AGR for metro service areas and category A Circles, 8% of AGR for category B Circles and 6% of AGR for category C Circles. However, via an amendment to the UAS / CMTS License agreement dated June 25, 2012, the DoT has prescribed a uniform license fee of 8%, in two steps, which began July 1, 2012.

In addition to the license fee, an additional spectrum charge is to be levied on the cellular service providers for use of spectrum, depending upon the spectrum allotted.

Tariffs

TRAI has stipulated a tariff forbearance regime for mobile services. The tariffs are regulated by TRAI through the telecom tariff orders. The telecommunication tariff order, 1999, issued by TRAI, had begun the process of tariff balancing with a view to bring them closer to the costs. This supplemented by 'calling party pay,' reduction in ADC and the increased competition, resulted in a sharp decrease in the tariffs. ADC has been abolished for all calls with effect from October 1, 2008. Under the tariff forbearance regime, the service providers have the flexibility to offer all types of tariff schemes within the prescribed guidelines for such telecommunication services. However TRAI has the discretion to regularly notify changes in tariff guidelines which has to be conformed to by all cellular operators.

Network Security Policy relating to Equipment Security

The DoT has amended telecommunication operator licenses to address security concerns in relation to network equipment used by telecom service providers. Under the new amendments, telecom service providers are required to formulate an organizational policy on security and security management of their networks, covering issues such as network forensics, network hardening, network penetration tests, risk assessment and also providing for measures to rectify and prevent related security problems from reoccurring in the future. Telecom service providers are also required to implement other measures, including conducting an annual security audit of their networks, either internally or through a network audit and certification agency.

Unified Access Service

In November 2003, an addendum was added to the existing National Telecom Policy 1999 to include the following categories of licenses for telecommunication services:

- a unified license for telecommunications services, permitting the licensee to provide all telecommunication / telegraph services covering various geographical areas using any technology; and
- a license for unified access (basic and cellular) services, permitting the licensee to provide basic and/or cellular services using any technology in a defined license area.

UAS operators are free to provide, within their area of operation, services, which cover collection, carriage, transmission and delivery of voice and/or non-voice messages over a licensee's network by deploying circuit, and/or packet switched equipment. Further, the licensee can also provide voice mail, audiotex services, video conferencing, videotex, e-mail, closed user group as value added services over its network to the subscribers falling within its service area on non-discriminatory basis.

In connection with UAS, detailed guidelines were issued by the Government in November 2003 (the "November 2003 Guidelines"). Under the terms of the November 2003 Guidelines, an option to migrate to the UAS regime was given to all cellular mobile and basic telecom service license operators.

India is divided into 22 service areas consisting of 19 Circles and 3 metro service areas for providing UAS. The license for UAS is issued on non-exclusive basis, for a period of 20 years, extendable by 10 years at one time within the territorial jurisdiction of a licensed service area. The license fee was 10%, 8% and 6% of AGR for metro and category A, category B and category C service areas, respectively. However, via an amendment to the UAS / CMTS License agreement dated June 25, 2012, the DoT has prescribed a uniform license fee of 8%, in two steps, which began July 1, 2012. The fee/royalty for the use of spectrum and possession of wireless telegraphy equipment are payable separately. The frequencies are assigned by the WPC from the frequency bands earmarked in the applicable national frequency allocation plan and in coordination with various users subject to availability of the spectrum.

The UAS license agreements have undergone significant changes over the years. The DoT has consolidated the UAS regime by issuing the guidelines for UAS by notification dated December 14, 2005 (the "December 2005 Guidelines"). One of the major changes brought about in the UAS regime by the December 2005 Guidelines was that both direct and indirect foreign investment in the licensee company shall be counted for the purpose of FDI ceiling.

Furthermore, the December 2005 Guidelines provide that in case the licensee company does not adhere to the license conditions the license(s) granted to the company shall be deemed as cancelled and the licensor would have the right to encash the performance/financial bank guarantee(s) and the licensor will not be liable for loss of any kind.

In April 2007, the DoT sought the opinion of TRAI on some specific points including that of putting a cap on the number of access service providers in a service area, as radio frequency spectrum required for wireless services was not sufficient to meet the increasing demand from UAS Licensees. TRAI recommended in August 2007, that no cap be placed on the number of access service providers in any service 1 area. The DoT thereafter issued 122 new licenses in 2008 and spectrum was allotted by December 2009 to all operators save four located in the Delhi service area. As at June 2011, there were 240 UAS, 2 basic service and 38 CMTS licenses allocated in total.

In August 2007, TRAI also recommended dual allocation, where a licensee already using one technology should be permitted to use alternative technology. However, TRAI recommended that the licensee should pay the same amount of fee paid by the existing licensees using the alternative technology or which would be paid by the new licensee going to use that technology. Thereafter, between 2007 and 2008, 37 licenses were allocated and permitted to use dual spectrum.

On February 2, 2012, in The Matter of Writ Petition (Civil) No. 423 of 2010, the Supreme Court of India, amongst other things, declared the following:

- the licenses granted to the private respondents on or after January 10, 2008 pursuant to two press releases issued on January 10, 2008 and subsequent allocation of spectrum to the licensees are declared illegal and are quashed;
- the above direction shall become operative after four months;

- keeping in view the decision taken by the Government in 2011, TRAI shall make fresh recommendations for grant of license and allocation of spectrum in the 2G band in 22 Circles by auction, as was done for allocation of spectrum in the 3G band; and
- The Government shall consider the recommendations of TRAI and make a decision within next one month and fresh licenses be granted by auction.

As per this judgment, 122 UAS licenses granted by the DoT in 2008 were cancelled.

On August 27, 2012, the DoT issued the DoT information memorandum (“DoT Information Memorandum”), for the 2G spectrum auction in 1800 Mhz and 800 Mhz bands. Under the DoT Information Memorandum the process for auction of spectrum was scheduled to begin on November 12, 2012 and notices to invite applications for the auction was scheduled to be issued on September 28, 2012. The base price in the 1800 Mhz band for a minimum block of 1.25 Mhz of pan-India spectrum was fixed at approximately Rs. 35,000 million, and in 800 Mhz band for a minimum block of 1.25 Mhz of spectrum the base price was fixed at approximately Rs. 45,500 million.

Due to the limited participation by the bidders in the November 2012 auctions (resulting from high reserve prices of spectrum set by the DoT), on January 22, 2013, the DoT issued guidelines for the auction and allotment of spectrum in the 800 Mhz, 900 Mhz (being the spectrum which shall be reclaimed from the existing operators when their respective license is subject to renewal) and 1800 Mhz. The DoT has set a different base price per Circle for auction of a minimum of 1.25 Mhz block of spectrum in the 800 Mhz, 900 Mhz and 1800 Mhz band in 21 Circles, 3 Circles and 4 Circles respectively (collectively, the “Re-auction Spectrum”). The base price per block in the 800 Mhz has been fixed between approximately Rs. 41 million to Rs. 4,505 million, in the 900 Mhz band the base price has been fixed between Rs. 2,274 million to Rs. 9,703 million, and in the 1800 Mhz band the base price has been fixed between approximately Rs. 470 million to Rs. 4,852 million. On January 30, 2013, the DoT issued a ‘notice inviting applications’ for auction of Re-auction Spectrum. Under the notice inviting applications, the process for auction of spectrum was scheduled to begin on March 11, 2013 and conclude after three rounds. The auction concluded with limited participation. Only one telecom service provider was allotted the 800 MHz band spectrum. On December 12, 2013, the DoT issued a notice inviting applications for auction of 2G spectrum in 1800 MHz and 900 MHz bands. The auction was a Simultaneous Multiple Rounds Ascending (“SMRA”) process. The pan India reserve price of spectrum in 1800 MHz band was Rs. 17,650.00 million (per MHz for 20 years) and the cumulative reserve price of spectrum in 900 MHz band in the three service areas of Mumbai, Delhi and Kolkata was Rs. 8,130.00 million (per MHz for 20 years). The auction concluded after 68 rounds on February 13, 2014.

Guidelines for grant of Unified License:

On August 19, 2013 and December 6, 2013, the DoT issued guidelines for grant of unified license. Under these guidelines, it is open for existing telecom operators to migrate their telecom license to unified license. However, those operators who wish to expand the scope of their license/service or whose licenses are due for extension would have to mandatorily migrate all such telecom licenses to the unified license regime.

Further, the allocation of spectrum has been delinked from the licenses and has to be obtained separately. At present, spectrum in 800/900/1800/2100/2300/2500 MHz band is allocated through bidding process.

Applicants can apply for unified license along with authorization for any one or more of the services listed below, as provided herein:

- unified license — all services;
- access service — service area-wise;
- internet service — Category A with all India jurisdiction;
- internet service — Category B with jurisdiction in a service area;
- internet service — Category C with jurisdiction in a secondary switching area;
- NLD service;
- ILD service;
- global mobile personal communication by satellite service;
- public mobile radio trunking service;
- very small aperture terminal closed user group service;
- INSAT MSS-reporting service; and
- resale of international private leased circuit service.

The guidelines further state that a company can have only one unified license. An applicant company can apply for authorization for more than one service and service area, subject to fulfillment of all the conditions of entry simultaneously or separately at different time. The tenure of such authorization shall run concurrently with the unified license.

A one-time non-refundable entry fee for authorization of each service and service area shall be payable before signing of license agreement and thereafter for each additional authorization. The total amount of entry fee shall be subject to a maximum of Rs. 150 million. The DoT has further stipulated that after issue of these guidelines, no other license for any of the services covered under the unified license shall be issued, extended, or renewed.

Guidelines for Transfer/Merger of various categories of Telecommunication service licenses/authorization under Unified License on compromises, arrangements and amalgamation of the companies (“Transfer-Merger Guidelines”)

On February 20, 2014, the DoT issued the Transfer-Merger Guidelines in order to regulate the transfer/merger of various categories of licenses under the unified licensing regime.

The Transfer-Merger Guidelines provide that the merger of licenses/authorizations shall be for the respective service category and for any additional service or service/license area, respective authorization has to be obtained. Given the spectrum cap of 50% in a band for access services, transfer/merger of licenses consequent to compromise, arrangements or amalgamation of companies has been allowed where market share for access services in respective service area of the resultant entity is up to 50%; in case where the merger, acquisition or amalgamation proposals results in market share in any service area exceeding 50%, the resultant entity is required to reduce its market share to the limit of 50% within a period of one year from the date of approval of merger or acquisition or amalgamation by the competent authority. For determining the above market share, market share of both subscriber base and adjusted gross revenue of licensee in the relevant market has to be considered and the relevant market for determining market share shall be the entire access market, which shall include both wireline and wireless subscribers.

Mobile Number Portability (“MNP”)

MNP allows subscribers to retain their existing telephone number when they switch from one access service provider to another irrespective of mobile technology or from one technology to another of the same or any other access service provider. The central government had announced the guidelines for service with effect from March 20, 2009. In furtherance of the Supreme Court order dated February 2, 2012 quashing 2G spectrum licenses, TRAI has passed a direction dated March 11, 2013 directing all mobile number portability service providers not to process, and all the unified access service providers and cellular mobile telephone service provider not to entertain, any request for porting in respect of mobile telephone numbers belonging to service providers that had not commenced services or had already closed operations.

Comptroller and Auditor General of India’s (“CAG”) Audit

TRAI and the Director General of Audit, Post and Telecommunications issued letters to all telecom service providers asking them to produce to the CAG their books of accounts and other documents having a bearing on the audit of their revenue from fiscal year ended 2007. The COAI challenged the letters before the Delhi High Court contending that pursuant to Article 149 of the Constitution of India, CAG is empowered only to audit the accounts of the UoI and of the State governments and such authorities or bodies as may be prescribed by or under any law made by Parliament of India.

The Delhi High Court by way of its judgment dated January 6, 2014 ruled that the CAG can audit the accounts of telecom service providers; however, such audit has to pertain only to the revenues of the telecom service providers, as the telecom service providers are required under the various telecom license agreements to pay the Government their share of such revenues calculated with reference to

their gross revenue receipts. In an appeal filed against the Delhi High Court judgment, the Supreme Court has, by way of its judgment dated April 17, 2014, provided that private companies that share revenue from natural resources such as spectrum with the Government would be subject to audit by CAG.

Value Added Services

TRAI, pursuant to its directions dated July 4, 2012, had ordered all telecom operators including the Guarantor not to (i) activate VAS; and (ii) deduct charges on account of the activation of the VAS on behalf of their subscribers without the explicit consent of such subscribers.

Mobile subscriber verification norms

The DoT, pursuant to its instruction dated August 9, 2012, has stipulated that all CMTS/UAS licensee(s) must ensure adequate verification of each and every customer before enrolling him as a subscriber by taking certain steps. Such steps *amongst others* include (i) ensuring that a passport size photograph of the subscriber be pasted on the customer acquisition form (“CAF”) and the documents as proof of identity be attached with the CAF, and (ii) providing the subscriber a counterfoil/receipt of the details of the proof of identity and proof of address clearly mentioning the name of the subscriber, mobile number applied for, CAF Number, issuing authority. The mobile connections *inter alia* shall be activated only after the requirement of filing up of the CAF and submission of copies of documentary proof.

3G & Broadband Wireless Access

The Government decided over the past several years to auction 3G and BWA spectrum. The broad policy guidelines for 3G and BWA, which is used with 4G platforms, were first issued on August 1, 2008 followed by a “notice inviting applications” dated February 25, 2010 and allotment of spectrum has been completed through simultaneously ascending e-auction process by a specialized agency. As a result, new telecom players were also able to bid thus leading to technology innovation, more competition, faster roll out and ultimately greater choice for customers at competitive tariffs.

3G may allow telecom companies to offer additional value added services such as high resolution video and multimedia services in addition to voice, fax and conventional data services with high data rate transmission capabilities. BWA may offer a platform for broadband roll out services. It is designed as a tool for undertaking social initiatives of the central government such as e-education, telemedicine, e-health and e-governance. The next focus area of the Government is providing affordable broadband, especially to the suburban and rural communities.

The DoT letter dated September 1, 2010, provides the specific terms and conditions and compliance of which is mandatory for a licensee to use the 3G spectrum for providing telecom access services:

- *Validity period for 3G spectrum:* The licensee is authorized to use this spectrum for a period of 20 years from the date of award of right to commercially use the allocated 3G spectrum block i.e., September 1, 2010, unless the license agreement is cancelled / terminated / revoked / surrendered earlier.

- *Rollout obligations for 3G spectrum:* The licensee shall ensure compliance of the following network rollout obligations for 3G spectrum for respective category of the licensed service area(s):
 - (a) *Applicable for metro service area license(s):* The licensee to whom the 3G spectrum is assigned shall be required to provide the required street level coverage using the 3G spectrum in at least 90% of the service area within five years of the effective date i.e., September 1, 2010.
 - (b) *Applicable for category A, B and C service area license(s):* The licensee to whom the spectrum is assigned shall ensure that at least 50% of the district headquarters (“DHQ”) in the service area will be covered using the 3G spectrum, out of which at least 15% of the DHQs should be rural short distance charging area, (“SDCA”), within five years of the effective date i.e., September 1, 2010.
- *License fee for 3G spectrum:* Over and above the license fee payable under the license agreement, the licensee shall also pay the annual license fee as share of AGR as per the rates mentioned in the license agreement.
- *Breach, revocation and surrender for 3G spectrum:* The 3G spectrum assignment may be revoked, withdrawn, varied or surrendered in accordance with the applicable license conditions or any other applicable laws, rules, regulations or other statutory provisions. The 3G spectrum assignment may also be revoked if the licensor determines the user of the spectrum to be in serious breach of any of the conditions of the award of the spectrum and the consequent obligations. In case of less serious breaches, the licensor may impose penalties at its discretion. The licensee may surrender the 3G spectrum, by giving notice of at least 60 calendar days in advance.

The DoT through a letter dated September 1, 2010, provides the specific terms and conditions compliance of which is mandatory for a licensee to use the BWA spectrum for providing telecom access services:

- *Validity period for BWA spectrum:* The licensee is authorized to use this spectrum for a period of 20 years from the date of award of right to commercially use the allocated BWA spectrum block i.e., September 1, 2010, unless the license agreement is cancelled / terminated / revoked / surrendered earlier.
- *Rollout obligations for BWA spectrum:* The licensee shall ensure compliance of the following network rollout obligations for BWA spectrum for respective category of the licensed service area(s):
 - (a) *Applicable for metro service area license(s):* The licensee shall be required to provide the required street level coverage using the BWA spectrum in at least 90% of the service area within five years of the effective date (i.e., September 1, 2010).

- (b) *Applicable for category A, B and C service area license(s)*: The licensee shall ensure that at least 50% of the rural SDCAs are covered within five years from the effective date, i.e. September 1, 2010, using the BWA spectrum. Coverage of a rural SDCA would mean that at least 90% of the area bound by the municipal/local body limits should get the required street level coverage.

In the event the licensee is unable to achieve its rollout obligations, its BWA spectrum assignment shall be withdrawn.

- *License fee for BWA spectrum*: Over and above the license fee payable by the licensee under the license agreement, the licensee shall also pay the annual license fee as share of AGR as per the rates mentioned in the license agreement.
- *Breach, revocation and surrender for BWA spectrum*: The BWA spectrum assignment may be revoked, withdrawn, varied or surrendered in accordance with the applicable license conditions or any other applicable laws, rules, regulations or other statutory provisions. The BWA spectrum assignment may also be revoked if the licensor determines the user of the spectrum to be in serious breach of any of the conditions of the award of the spectrum and the consequent obligations. In case of less serious breaches, the licensor may impose penalties at its discretion. The licensee may surrender the BWA spectrum, by giving notice of at least 60 calendar days in advance.

The National Frequency Allocation Plan

In pursuance of the National Telecom Policy 1999, the National Frequency Allocation Plan — 2000 (“NFAP — 2000”) was evolved and made effective from January 1, 2000, which formed the basis for development, manufacturing and spectrum utilization activities in the country. While formulating the NFAP, it was understood that there would be a need to review the NFAP every two years to ensure that it remained in line with the Radio Regulations of the International Telecommunication Union (the “ITU”). Such a review was considered essential to cater to newly emerging technologies as well as to ensure equitable and optimum utilization of the scarce limited natural resource of radio frequency spectrum. Accordingly, the NFAP-2000 was revised and a new National Frequency Allocation Plan — 2002 (“NFAP-2002”) was evolved within the overall framework of the ITU, taking into account spectrum requirements of the government as well as private sector.

The NFAP-2002 was further replaced by the National Frequency Allocation Plan — 2008 (the “NFAP-2008”). The NFAP-2008 was developed within the framework of the ITU taking into account spectrum requirement of the government as well as private sectors with a view to meeting the requirements of the new emerging spectrum efficient technologies. In order to meet spectrum requirements of fast emerging new wireless technology the National Frequency Allocation Plan — 2011 (the “NFAP-2011”) was introduced, which replaced the NFAP-2008 with effect from October 1, 2011. The NFAP-2011 has been developed with special emphasis to encourage/promote indigenous manufacturing/ technologies by provisioning of small chunk of the spectrum in certain frequency band/sub-bands in limited geographical area.

The salient features of the NFAP — 2011 are:

- it is in line with the decision of the WPC 2007 of ITU;
- it is developed to support emerging technologies such as ultra-wide band (UWB), Intermittent Transport Services (ITS), Short Range Services;
- makes equitable and optimal use of the radio frequency spectrum;
- provides for indigenous development and manufacturing; and
- protects existing services.

2. Internet Services Provider Guidelines 2007 (the “ISP Guidelines”)

The Central Government issued the ISP Guidelines in August 2007 for the purpose of granting licenses to internet service providers (“ISP”). Prior to ISP Guidelines, three categories of ISP licenses without internet telephony, based upon service area of operation as given below, were issued in accordance with ISP policy announced in November 1998:

Category A: All India ISP license;

Category B: 20 territorial Circles, four metro districts- Delhi, Mumbai, Kolkata or

Category C: License in any secondary switching areas of DoT with geographical boundaries as on April 1, 1998.

Subsequent to the ISP Guidelines, all licenses are issued under Category A and Category B and no new license is issued under Category C. Category B service areas are modified as 23 service areas as defined in the ISP Guidelines. No license fee was levied on the ISPs till October 31, 2003. For those licensees who obtained the license prior to October 31, 2003, a token license fee of Re.1/- per annum is payable with effect from November 1, 2003. Under the ISP Guidelines, a license fee of 6% of AGR, with minimum license fee of Rs. 50,000 and Rs. 10,000 per annum, is applicable for Category A and Category B ISPs respectively. However, via an amendment to the UAS / CMTS License agreement dated June 25, 2012, the DoT has prescribed a uniform license fee of 8%, in two steps, which began July 1, 2012.

Existing ISPs, granted license prior to the ISP Guidelines, are permitted to migrate to the license based on the ISP Guidelines. Category C ISPs are encouraged to migrate to either Category A or Category B. Entry fee is not applicable to ISPs granted license prior to the ISP Guidelines, however performance bank guarantee and financial bank guarantee, as per the new ISP Guidelines, are to be deposited.

Initially, under the ISP Guidelines, the validity period of the ISP license was 15 years and entry fee was Rs. 2 million and Rs. 1 million for Category A and Category B respectively, but by an amendment dated January 25, 2010, to the ISP Guidelines, the validity period of new ISP license (granted subsequent to January 25, 2010) has been extended from 15 years to 20 years with revised entry fee of Rs. 3 million and Rs. 1.5 million for Category A and Category B respectively.

Broadband Policy 2004

Recognizing the potential of ubiquitous broadband service in growth of GDP and enhancement in quality of life through societal applications including tele-education, tele-medicine, e-governance, entertainment as well as employment generation by way of high-speed access to information and web based communication; the central government announced the broadband policy in October 2004 (the “Broadband Policy”). The main emphasis of the Broadband Policy is on the creation of infrastructure through various technologies that can contribute to the growth of broadband services. These technologies include optical fiber, asymmetric digital subscriber lines, cable TV network, DTH etc.

The prime consideration guiding the Broadband Policy includes affordability and reliability of broadband services, incentives for creation of additional infrastructure, employment opportunities, induction of latest technologies, national security and brings in competitive environment so as to reduce regulatory interventions.

By this new policy, the Government intends to make available transponder capacity for VSAT services at competitive rates after taking into consideration the security requirements. The service providers are permitted to enter into franchisee agreements with cable TV network operators. However, the licensee shall be responsible for compliance of the terms and conditions of the license. The role of other facilitators such as electricity authorities, departments of local self governments, panchayats, departments of health and family welfare, departments of education is very important to carry the advantage of broadband services to the users particularly in rural areas.

3. National Long Distance Services (“NLD”)

The NLD service refers to the carriage of switched bearer telecommunications service over a long distance network. As per the National Telecom Policy 1999, India had been divided into 21 Circles that are more or less contiguous with India’s existing states; the Circles have further been divided into 322 long distance charging areas (“LDCAs”) and such LDCAs have been divided into short distance charging areas (“SDCAs”).

Presently, the provision of NLD services in India is permitted under the national long distance services license (NLD License) granted by the DoT as per the guidelines issued by the DoT. Under the National Telecom Policy 1999, and the guidelines issued by the DoT, the NLD service has been opened to private operators without any restriction on the number of operators.

Under the guidelines for issue of license for national long distance service, dated December 14, 2005, as amended from time to time (the “NLD Guidelines”), only an Indian company registered under the Companies Act, 1956, can apply for a NLD License. The applicant company can apply for only one NLD License. The applicant company is required to have a net worth as well as paid

up capital of Rs. 25 million. The net worth shall mean as the sum total, in Indian rupees, of paid up equity capital and free reserves. The net worth of promoters shall not be counted. The net worth as well as paid up capital is to be maintained during currency of the NLD License.

The license for NLD services shall be issued on non-exclusive basis, for a period of 20 years, extendable by 10 years at one time, for inter-Circle long distance operations within the territorial jurisdiction of India. The annual license fee including USO contribution shall be 6% of the AGR. However, via an amendment to the license agreement dated June 29, 2012, the DoT has prescribed a uniform license fee of 8%, in two steps, which began July 1, 2012. Under the NLD Guidelines, the applicant company is required to submit a financial bank guarantee of Rs.200 million one year after the date of signing the license agreement or before the commencement of service, whichever is earlier.

4. International Long Distance Services (“ILD”)

In accordance with the National Telecom Policy 1999, the Government had decided to open the ILD Service from April 1, 2002 to the private operators without any restriction on the number of operators. The applicant must be an Indian company, registered under the Companies Act. It must have a net worth as well as paid up capital of Rs. 25 million. The net worth shall mean as the sum total, in Indian rupees, of paid up equity capital and free reserves. The net worth of promoters shall not be counted. The net worth as well as paid up capital is to be maintained during currency of the license. The license for ILD services would be issued on non-exclusive basis, initially for a period of 20 years, extendable by a period of five years subject to satisfactory performance in accordance with terms & conditions of the license particularly in regard to quality of service (“QoS”) parameters.

The applicant company is required to submit, a detailed network rollout plan. The rollout obligations stipulate receipt and delivery of traffic from/to all the exchanges in the country which can be ensured through at least one gateway switch having appropriate interconnection with at least one national long distance operator/access service provider and meeting the QoS regulations and network to network interface requirement within three years from the effective date of license. The applicant company shall make its own arrangements for right of way. However, the Central Government will issue necessary notification on request for enabling the licensee to place telegraph lines in accordance with the provision of the Telegraph Act.

The applicant company is required to pay a one-time non-refundable entry fee of Rs. 25 million before the signing of the license. In addition, an unconditional bank guarantee of Rs. 25 million shall be given which will be released on fulfillment of the rollout obligations. Non-fulfillment of rollout obligations will result in encashment of the bank guarantee by the licensor. This will be without prejudice to any other action, which the licensor may consider appropriate for the failure of the licensee to fulfill the license conditions. However, via an amendment to the ILD License agreement dated June 28, 2012, the DoT has prescribed a uniform license fee of 8%, in two steps, which began July 1, 2012.

The applicant company shall submit a financial bank guarantee of Rs. 200 million one year after the date of signing the license agreement or before the commencement of service, whichever is earlier. The financial bank guarantee shall be valid for a period of one year and shall be renewed from time to time for such amount as may be directed by the licensor.

VSAT Services:

The National Telecom Policy 1999 included provisions relating to the issuance of non-exclusive licenses for the provision of VSAT services within the territorial boundaries of India. Two types of VSAT licenses were developed pursuant to the New Telecom Policy 1999, namely a commercial VSAT service provider license and a captive VSAT license. According to the terms of these two types of VSAT licenses, the licensees are authorized to provide data connectivity using VSAT technology between various sites scattered throughout India. These sites are meant to form parts of a closed user group (“CUG”). A commercial VSAT licensee may provide a number of CUGs on a commercial basis to subscribers using a shared hub infrastructure. In the case of a captive VSAT license, only one CUG may be set up for the captive use of the licensee.

The applicant must be an Indian company, registered under the Indian Companies Act, 1956. The Licensee shall ensure that the total foreign equity in the Licensee Company does not, at any time during the entire license period, exceed the 74% cap to FDI of the total paid up equity. Investment in the equity of the applicant company by an NRI/OCB/International Funding Agencies is to be counted towards its foreign equity.

The license for VSAT services shall be issued on non-exclusive basis, for a period of 20 years, extendable by 10 years at one time. The licensee shall pay a one-time entry fee of Rs. 3 million which shall be non-refundable and shall be payable before signing of the license. The annual license fee including USO contribution shall be 6% of the AGR. However, via an amendment to the license agreement dated June 29, 2012, the DoT has prescribed a uniform license fee of 8%, in two steps, which began July 1, 2012. The VSAT licenses do not authorize the provision of long distance carrier services. Data transmission is only permissible between the sites that form part of the CUG. VSAT licensees are not permitted to link their networks with the public switched telephone network.

5. Direct-to-Home Services

Guidelines for Obtaining DTH License (the “DTH Guidelines”)

The Ministry of Information and Broadcasting, Government of India (the “MoIB”), issued the DTH Guidelines for obtaining license for providing direct-to-home broadcasting service in India, which contains the eligibility criteria, basic conditions/obligations and procedure for obtaining the license to set up and operate DTH services. Under the DTH Guidelines, only companies registered in India under the Indian Companies Act and having Indian management control can operate DTH services in India. The total foreign equity holding including FDI/NRI/PIO investments and portfolio investments in the applicant company cannot exceed 49%. However, the FDI component must not exceed 20%. The companies seeking license to provide DTH services in India cannot have more than 20% of total equity in any company engaged in the business of cable network services / broadcasting and vice versa. A non-exclusive license is provided to companies providing DTH services, which is valid for 10 years subject to cancellation/suspension in the interest of India. The licensee company is required to adhere to program code and advertising code as and when issued by the MoIB. The licensees have to follow technical standards and other obligations. A company providing DTH services cannot provide any other mode of communication, including voice, fax, data, communication, internet, etc. unless specific license for these value-added services has been obtained from the competent authority.

The Broadband Policy issued by the DoT covers the creation of infrastructure through various access technologies which can contribute to growth and can mutually coexist. Under the Broadband Policy, DTH service providers shall be permitted to provide “*Receive-Only-Internet Service*” after obtaining ISP license from the DoT. Such ISP licensees get the right to permit its customers for downloading data through DTH. DTH service is also permitted to provide bi-directional internet services after obtaining VSAT and ISP license from the DoT. The quality of service parameters for such services using various access technologies is determined by TRAI. For DTH services with receive only internet, no SACFA / WPC clearance is required wherever the total height of such installation is less than five meters above the rooftop of an authorized building.

6. Tower Infrastructure Regulations

- *Registration as Infrastructure Provider:* Telecommunications infrastructure providers are required to obtain requisite permission from the DoT to set up and operate telecommunication infrastructure services. Based on the nature of telecommunication infrastructure provided, such telecommunication infrastructure providers have been categorized into infrastructure provider category I (the “IP-I Provider”) and infrastructure provider category II (the “IP-II Provider”). However, the issuance of IP-II category licenses has been discontinued from December 14, 2005.

In relation to an IP-I Provider, no license is required, and the applicant company is required to be registered as an infrastructure provider under this category. The infrastructure that a registered company can provide is — dark fibers, right of way, duct space and towers on lease/rent out/sale bases to licensees of telecommunication services on mutually agreed terms. The DoT has issued a set of guidelines for a company to be registered as an IP-I Provider which the applicant company undertakes to comply with while submitting the IP-I Provider application to the DoT.

On March 9, 2009, DoT issued an order regarding scope of IP-I Providers. Under this order, DoT clarified that the scope of IP-I Providers has been enhanced to cover the active infrastructure if this active infrastructure is provided on behalf of the licensees, i.e. they can create active infrastructure limited to antenna, feeder cable, Node B, Radio Access Network (“RAN”) and transmission system only for/on behalf of UAS/CMTS licensees.

According to the guidelines, the applicant company should be an Indian company registered under the Indian Companies Act. There is no restriction upon the level of foreign shareholding. The applicant company has to make its own arrangement for right of way. Change in the name of the applicant company, or the registered IP-I Provider, shall be permitted according to the provisions of the Companies Act. Once registered as an IP-I Provider, the company can provide infrastructure to licensees of telecommunication services in a non-discriminatory manner, by way of lease or rent out or sale, on mutually agreed terms and conditions. The registration for IP-I is on a non-exclusive basis and without any restriction on the number of entrants. The IP-I Provider is further required to submit copies

of agreements entered into with telecommunication services providers or pre-existing IP-II Providers to the DoT within 15 days of signing such agreements. Such telecommunication service providers must be licensed under Section 4 of the Telegraph Act, as licensees of telegraph services.

- *SACFA Clearance:* SACFA is a high level committee whose function is to carry out detailed technical evaluation in respect of aviation hazards, obstruction to line of sight of existing or planned networks and interference to existing and proposed networks. For setting up any wireless installations in India, clearance from the SACFA is required in respect of a fixed station and its antenna mast (cell sites). The SACFA has a detailed “sitting procedure,” which has categorized sites for wireless stations into three categories — ‘mast height category,’ ‘category exempted from mast height clearance,’ and ‘full sitting category.’ Depending on the antenna size, height, power output and frequency, application for SACFA clearance has to be made in different forms pertaining to each category. As per office memorandum No. K 19013/13/2005/CFA of WPC Wing issued by the DoT dated June 28, 2006, all antenna towers located beyond seven kilometers from the nearest airport and having a total height of not more than 40 meters above ground level need not undergo the detailed SACFA clearance procedure. They must, however, be registered online on the WPC/SACFA website, where the necessary clearance shall be given.
- *Permission from municipal authorities/zilla parishad/gram panchayat/any other local authority:* The local laws of many states in India require that in order to set up towers and other infrastructure, ‘no objection certificates’ from local authorities such as municipal authorities, zilla parishad or gram panchayat in whose jurisdiction the towers are being constructed are required to be obtained. For instance, in the state of Maharashtra, Section 44 of the Maharashtra Regional and Town Planning Act, 1966 states that any person intending to carry on any development on any land has to obtain prior permission of the state government.

Beginning September 1, 2012, the DoT has implemented new standards in relation to electromagnetic radiation emitted by towers as well as mobile handsets. The DoT has also issued new guidelines to all states in India with regard to clearance for installation of mobile towers.

Permission to install and operate DG Set: No separate permission is required for the installation and operation of Diesel Generator (“DG”) sets, but the DG sets should comply with certain environmental norms for continuance of their operation. The central pollution control board (the “CPCB”) has prescribed that the users of DG sets have to abide by the standards/guidelines for control of noise pollution from statutory diesel generator (DG) sets (the “Standards”) given in paragraph 83 of the national standards for effluents and emission (the “Emission Regulations”). As per the Standards, the user should make efforts to bring down the noise levels due to the DG set, outside his premises, within the ambient noise requirements by proper control measures. The CPCB has published a system and procedure for compliance with noise limits for DG sets (up to 1,000 KVA) (the “System and Procedure Notification”), under which the maximum permissible sound pressure level for new DG sets with capacity up to 1,000 KVA manufactured on or after January 1, 2005 is 75 dB at one meter from the enclosure surface. The System and Procedure Notification states that no person shall sell, import or use a DG set, which does not have a valid type approval certificate and conformity of production certificate.

7. Other

Other key regulations relevant to the Guarantor's business include the Batteries (Management and Handling) Rules, 2001 (the "Battery Management Rules") rules are applicable to every manufacturer, importer, re-conditioner, assembler, dealer, recycler, auctioneer, consumer and bulk consumer involved in the manufacturing, processing, sale, purchase and use of batteries or their components. Any company to which the Battery Management Rules are applicable would qualify as importer of batteries and need to seek registration with the ministry of environment and forest. The importers of these batteries are required to ensure safe handling of used batteries to prevent any damage to the environment and are required to dispatch the used batteries only to registered recyclers, ensure safe transportation from collection center to the premises of registered recyclers.

Universal Service Obligation ("USO")

Out of the total revenue share license fees paid by the operators to the government, at present, 5.0% of the AGR is allocated by the government to the USO fund for development of telecom services in rural and remote areas. The USO fund is to be utilized exclusively for meeting the USO by providing access to telegraph services to people in the rural and remote areas at affordable and reasonable prices.

DESCRIPTION OF OTHER INDEBTEDNESS

The following summary of certain provisions of the Guarantor's credit arrangements, bonds and other indebtedness does not purport to be complete and is subject to, and qualified in its entirety by reference to, the underlying credit agreements, bonds and other documentation. The Guarantor utilizes a variety of short-term and long-term debt instruments.

The Guarantor's principal sources of external financing include both secured and unsecured short-term as well as long-term facilities (in both rupees and other currencies). As at March 31, 2014, the Guarantor had total borrowings of U.S.\$12,628 million, or Rs. 758,958 million, compared to U.S.\$12,270 or Rs. 667,363 million as at March 31, 2013. Due to the international nature of the Guarantor's operations and the multitude of currencies in which it earns revenues and cash flows, a significant portion of the Guarantor's debt is denominated in currencies other than the Indian rupee. These include debt denominated in the respective local currencies of various geographies in which the Guarantor has operations (e.g., Nigerian Naira for its operations in Nigeria). As at March 31, 2014, 91.5% of the Guarantor's total borrowings were denominated in foreign currency, principally in U.S. dollars, Euros and Nigerian Naira.

The Guarantor's long-term funding strategy is to continue to pay down debt from operating free cash flows, further lengthen the average maturity of residual debt and diversify sources of financing.

As at March 31, 2014, the Guarantor had long term debt, net of current portion, of U.S.\$9,150 million, or Rs. 549,919 million, including debt to finance the acquisition of Zain and pay auction fees for 3G and BWA spectrum.

Zain Acquisition Facility Agreement

On March 31, 2010, the Guarantor and its subsidiaries, Bharti International (Singapore) Pte Limited and the Issuer, entered into a U.S.\$7.5 billion credit facility agreement with a syndicate of international banks for the purpose of acquiring Zain's mobile services operations in 15 African countries. The total amount outstanding under the U.S.\$7.5 billion acquisition financing agreement as at March 31, 2014 was U.S.\$2,235 million.

Borrowings under this U.S.\$7.5 billion facility agreement bear interest at a rate equal to the aggregate of applicable LIBOR plus the applicable margin (which is between 0.9% and 1.95% per annum). The U.S.\$7.5 billion facility agreement was drawn from a syndicate of banks on June 7, 2010. Portions of this amount mature within one year, while other portions mature in more than one year. Borrowings under the facility agreement may be voluntarily prepaid by giving no less than ten business days' notice. Any amount prepaid may not be re-borrowed.

This U.S.\$7.5 billion facility agreement contains customary negative covenants, including restrictions, subject to certain exceptions, on the Guarantor's ability to sell or otherwise dispose of assets beyond a certain limit, create liens on assets or effect a consolidation or merger.

In addition, this facility agreement requires the Guarantor and certain subsidiaries to maintain certain financial covenants. The Guarantor must ensure that consolidated total net borrowings ending on or after March 31, 2011 do not exceed 3.25 times adjusted consolidated EBITDA for that same period,

that the ratio of adjusted consolidated EBITDA to consolidated net finance costs is not less than 4 to 1, and that the ratio of cash flow to debt service is not less than 1.25 to 1 for that period. The Guarantor is also required to ensure that its aggregate gross assets and aggregate earnings before interest, tax, depreciation and amortization contribute at any time 90% or more of its gross assets and earnings before interest, tax, depreciation and amortization at that time.

Indian Facility Agreements

The Guarantor had Rs. 64,913 million or U.S.\$1,080 million of Rupee borrowings outstanding as at March 31, 2014. Some of these facilities were entered into in June 2010 for the purpose of financing the Guarantor's 3G and BWA spectrum auction fees.

Debt and Debt Funding

The Guarantor runs a centralized treasury function. The Guarantor has stable relationships with a large variety of debt providers, principally commercial banks. As at March 31, 2014, after taking into account the effect of interest rate swaps, 12.2% of the Guarantor's total debt carried a fixed interest rate. As at March 31, 2014, the proportion of the Guarantor's short-term debt to total debt was 27.5%, and its proportion of secured to unsecured debt as at March 31, 2014 was 18.0%.

The Guarantor and its subsidiaries regularly enter into foreign currency-denominated loan facilities with major international banks to finance capital expenditures and working capital requirements and to refinance existing debt. Borrowings under these facilities are usually due within two to seven years and generally bear interest at a rate equal to the aggregate of applicable LIBOR or EURIBOR plus an applicable margin according to the terms of the relevant facility agreement. Under several of the Guarantor's larger loan facility agreements, it undertakes financial covenants to ensure that total net borrowings do not exceed 3.25 times adjusted consolidated EBITDA for the relevant period, that the ratio of adjusted consolidated EBITDA to consolidated net finance costs is not less than 4 to 1 for the relevant period, and that the ratio of cash flow to debt service is not less than 1.25 to 1 for the relevant period. Most of these facilities also contain negative covenants and restrictions on mergers, acquisitions and disposals. Borrowings under these loan facilities may generally be voluntarily prepaid with no penalty, subject to certain conditions.

In addition to bank borrowings, the Guarantor has also raised debt funding through the international capital markets. In 2013, the Issuer issued U.S. dollar senior notes, guaranteed by the Guarantor, in the aggregate amount of U.S.\$1,500,000,000, due March 11, 2023, including U.S.\$1,000,000,000 5.125% notes issued on March 11, 2013 and a follow-on issue of U.S.\$500,000,000 5.125% notes issued on April 3, 2013. The Issuer may at its option redeem the notes in whole at a redemption price equal to 100% of the principal amount of the notes plus an applicable premium. The Issuer used the proceeds from the sale of U.S. dollar senior notes to repay and refinance existing foreign currency indebtedness.

In 2013-2014, the Issuer issued Euro-denominated senior notes, guaranteed by the Guarantor, in the aggregate amount of €1,000,000,000, due 2018, including €750,000,000 4.00% notes issued on December 10, 2013 and a follow-on issue of €250,000,000 4.00% notes issued on January 16, 2014. The Issuer may at its option redeem the notes in whole at a redemption price equal to 100% of the principal amount of the notes plus an applicable premium. The Issuer used the proceeds from the sale of the Euro-denominated senior notes to repay and refinance existing indebtedness.

Under the U.S. dollar and Euro-denominated notes described above, the Issuer and the Guarantor agreed to observe certain covenants, including limitations on the incurrence of indebtedness, on consolidations and mergers, and on sales of substantially all of their assets. Currently, the covenant limiting incurrence of indebtedness is suspended because the Guarantor has maintained two investment grade ratings. At the date of this Offering Memorandum, the Guarantor is rated BBB- Stable by S&P and Fitch and Baa3 Stable by Moody's.

In 2014, the Issuer issued Swiss Franc-denominated bonds, guaranteed by the Guarantor, in the aggregate amount of CHF350,000,000, due 2020, with a fixed rate coupon of 3.00% per annum. The Issuer may at its option redeem the notes in whole at a redemption price equal to 100% of the principal amount of the notes plus an applicable premium. The Issuer used the proceeds from the sale of the Swiss Franc-denominated senior notes to repay and refinance existing indebtedness and for general corporate purposes.

Maturity of Borrowings

The table below summarizes the maturity profile of the Guarantor's borrowings based on contractual undiscounted payments. The details given below are gross of debt origination cost and fair value adjustments with respect to the hedged risk.

<u>Maturity</u>	<u>As at March 31, 2014</u> (Rs. in millions) (Audited)
Within one year	210,163
Between one and two years	123,589
Between two and five years	301,480
Over five years	132,612
Total	767,844

Existing Indebtedness

The following table sets forth information with regard to the Guarantor's total debt by currency (gross of debt obligation costs and fair value adjustments with respect to the hedged risk), in terms of fixed or floating rate as at March 31, 2014:

	Currency of borrowings as at March 31, 2014		
	<u>Total Borrowings</u>	<u>Floating rate borrowings</u>	<u>Fixed rate borrowings</u>
	(Rs.in millions) (Unaudited)		
Indian rupee	64,913	64,900	13
U.S. Dollar	460,859	367,518	93,341
Euro	111,917	29,235	82,682
Swiss Franc	23,808	—	23,808
Nigerian Naira	70,460	70,460	—
Central African CFA Franc	12,082	—	12,082
West African CFA Franc	8,434	—	8,434
Others	<u>15,371</u>	<u>5,505</u>	<u>9,866</u>
Total	<u>767,844</u>	<u>537,618</u>	<u>230,226</u>

DESCRIPTION OF THE ISSUER

Bharti Airtel International (Netherlands) B.V., the Issuer, is an indirect wholly owned holding company, finance services and management services subsidiary of the Guarantor and was incorporated in Amsterdam, Netherlands, on March 19, 2010.

Business

The Issuer holds all of the Group's African assets and approximately U.S.\$7,805 million of its debt, including debt associated with the purchase of these African assets on a non-consolidated basis as at March 31, 2014. Apart from holding the Guarantor's operating companies in Africa, the Issuer also provides management services to these African operating companies and receives management fees for its services.

The issuance of the Notes was approved by the Board of Directors on behalf of the Issuer on May 11, 2014.

The directors of the Issuer at the date of this Offering Memorandum are Jantina Catharina Uneken-van Vreede, who was appointed on March 19, 2010, Manoj Kumar Kohli, who was appointed on March 19, 2010, D.J. de Haan, who was appointed on August 1, 2011, and Christian Manuel de Faria, who was appointed on November 1, 2013.

The registered office of the Issuer is at Keizersgracht 62-64, 1015 CS Amsterdam, Netherlands.

Capitalization

The following table sets forth the capitalization of the Issuer on a non-consolidated basis as at March 31, 2014 and as adjusted to give effect to the issuance of the Notes offered hereby but not the use of proceeds thereof as described in "Use of Proceeds."

	At March 31, 2014	
	Actual	As Adjusted
	(U.S.\$ millions)	
	(Unaudited)	
Indebtedness		
Current borrowings ⁽²⁾	2,123	2,123
Non-current borrowings ⁽³⁾	5,682	5,682
The Dollar Notes	—	1,000
The Euro Notes	—	1,035 ⁽¹⁾
Total indebtedness	7,805	9,840
Shareholders' Equity		
Equity Shares ⁽²⁾	3,536	3,536
Reserves and surplus	(466)	(466)
Total shareholders' equity	3,070	3,070
Total indebtedness and shareholders' equity	10,875	12,910

(1) For the reader's convenience, U.S. dollar translations of Euro amounts have been provided at a rate of €1.00 = U.S.\$1.38, as reported by the Federal Reserve Bank of New York as of March 31, 2014.

- (2) Includes capital contribution of U.S.\$1,165 million. The Guarantor makes equity contributions to the Issuer from time to time in connection with the Issuer meeting its capital expenditure and other obligations and, accordingly, Equity Shares may increase as a result of such equity contributions.
- (3) Includes borrowings of U.S.\$194 million from group companies.
- (4) Reduced by U.S.\$58 million for the impact of change in fair value of non-convertible bonds with respect to the hedged risk.

DESCRIPTION OF THE DOLLAR NOTES AND GUARANTEE

For purposes of this “Description of the Dollar Notes and Guarantee,” the term “Notes” refers to the Dollar Notes, the term “Guarantee” refers to the guarantee of the Dollar Notes by the Guarantor, the term “Indenture” refers to the Indenture governing the Dollar Notes and the term “Trustee” refers to The Bank of New York Mellon, in its capacity as the Trustee for the Dollar Notes. The term “Issuer” refers only to Bharti Airtel International (Netherlands) B.V., a company incorporated with limited liability under the laws of The Netherlands, and any successor obligor on the Notes, and not to any of its subsidiaries or affiliates. The term “Guarantor” refers only to Bharti Airtel Limited, a company incorporated with limited liability under the laws of India, and not to any of its subsidiaries or affiliates.

The Notes are to be issued under an indenture (the “Indenture”), to be dated as of the Original Issue Date, among the Issuer, the Guarantor and The Bank of New York Mellon, as trustee (the “Trustee”).

The following is a summary of certain provisions of the Indenture, the Notes and the Guarantee. This summary does not purport to be complete and is qualified in its entirety by reference to all of the provisions of the Indenture, the Notes and the Guarantee. It does not restate those instruments or agreements in their entirety. Whenever particular sections or defined terms of the Indenture not otherwise defined herein are referred to, such sections or defined terms are incorporated herein by reference. Copies of the Indenture will be available on or after the Original Issue Date during normal office hours at the corporate trust office of the Trustee at The Bank of New York Mellon, 101 Barclay Street, New York, NY 10286, United States of America.

Brief Description of the Notes

The Notes are:

- general unsecured obligations of the Issuer;
- senior in right of payment to any existing and future obligations of the Issuer expressly subordinated in right of payment to the Notes;
- at least *pari passu* in right of payment with all other unsecured, unsubordinated Indebtedness of the Issuer (subject to any priority rights of such unsubordinated Indebtedness pursuant to applicable law);
- guaranteed by the Guarantor on a senior unsecured basis, subject to the limitations described below under “— The Guarantee” and in “Risk Factors — Risks Relating to the Offering;” and
- effectively subordinated to the secured obligations of the Issuer and the Guarantor, to the extent of the value of the assets serving as security therefor, and to the debt and other liabilities of the current and future subsidiaries of the Issuer.

The Notes will mature on May 20, 2024 unless earlier redeemed pursuant to the terms thereof and the Indenture.

The Indenture allows additional Notes to be issued from time to time (the “Additional Notes”), subject to certain limitations described under “— Further Issues.” Unless the context requires otherwise,

references to the “Notes” for all purposes of the Indenture and this “Description of the Dollar Notes and Guarantee” include any Additional Notes that are actually issued. The Notes will bear interest at 5.350% per annum from the Original Issue Date or from the most recent interest payment date on which interest has been paid or duly provided for, payable semi-annually in arrears on May 20 and November 20 of each year (each an “Interest Payment Date”), commencing November 20, 2014.

Interest on the Notes will be paid to Holders of record at the close of business on May 6 and November 6 immediately preceding an Interest Payment Date (each, a “Record Date”), notwithstanding any transfer, exchange or cancellation thereof after a Record Date and prior to the immediately following Interest Payment Date. In any case in which the date of the payment of principal of, premium (if any) on or interest on the Notes is not a Business Day in the relevant place of payment or in the place of business of the Paying Agent, then payment of such principal, premium or interest need not be made in such place on such date but may be made on the next succeeding Business Day in such place. Any payment made on such Business Day shall have the same force and effect as if made on the date on which such payment is due, and no interest on the Notes shall accrue for the period after such date. Interest on the Notes will be calculated on the basis of a 360-day year comprised of twelve 30-day months.

Except as described under “— Optional Redemption” and “— Redemption for Tax Reasons” and as otherwise provided in the Indenture, the Notes may not be redeemed prior to maturity (unless they have been repurchased by the Issuer).

The Notes will be issued only in fully registered form, without coupons, in denominations of US\$200,000 and integral multiples of US\$1,000 in excess thereof. No service charge will be made for any registration of transfer or exchange of the Notes, but the Issuer may require payment of a sum sufficient to cover any transfer tax or other similar governmental charge payable in connection therewith.

All payments on the Notes will be made in U.S. dollars by the Issuer at the office or agency of the Issuer maintained for that purpose in the Borough of Manhattan, The City of New York (which initially will be the corporate trust administration office of the Trustee, currently located at The Bank of New York Mellon, 101 Barclay Street, New York, NY 10286, United States of America), and the Notes may be presented for registration of transfer or exchange at such office or agency; *provided* that, at the option of the Issuer, payment of interest may be made by check mailed at the Issuer’s expense to the address of the Holders as such address appears in the Note register. Interest payable on the Notes held through DTC will be available to DTC participants (as defined herein) on the Business Day following payment thereof.

The Guarantee

On the Original Issue Date, the Notes will be irrevocably guaranteed by the Guarantor.

The Guarantee:

- is a general unsecured obligation of the Guarantor limited to the Guaranteed Amount (as defined below);

- is effectively subordinated to secured obligations of the Guarantor, to the extent of the value of the assets serving as security therefor, and to the debt and other liabilities of the current and future subsidiaries of the Guarantor;
- is senior in right of payment to all future obligations of the Guarantor expressly subordinated in right of payment to the Guarantee; and
- ranks at least *pari passu* with all other unsecured, unsubordinated Indebtedness of the Guarantor (subject to any priority rights of such unsubordinated Indebtedness pursuant to applicable law).

Under the Indenture, the Guarantor will guarantee the due and punctual payment of the principal of, premium, if any, and interest on, and all other amounts payable under, the Notes. The Guarantor will (1) agree that its obligations under the Guarantee will be enforceable irrespective of any invalidity, irregularity or unenforceability of the Notes or the Indenture and (2) waive its right to require the Trustee to pursue or exhaust its legal or equitable remedies against the Issuer prior to exercising its rights under the Guarantee. Moreover, if at any time any amount paid under a Note or the Indenture is rescinded or must otherwise be repaid, the rights of the Holders under the Guarantee will be reinstated with respect to such payment as though such payment had not been made. All payments under the Guarantee are required to be made in U.S. dollars.

Under the Indenture, the Guarantee will be limited to an amount not to exceed the maximum amount that can be guaranteed by the Guarantor without rendering the Guarantee, as it relates to the Guarantor, voidable under applicable law relating to fraudulent conveyance or fraudulent transfer or similar laws affecting the rights of creditors generally. If the Guarantee were to be rendered voidable, it could be subordinated by a court to all other indebtedness (including guarantees and other contingent liabilities) of the Guarantor and, depending on the amount of such indebtedness, the Guarantor's liability on the Guarantee could be reduced to zero.

On the Original Issue Date, the Guarantor's potential liability under the Guarantee is capped at an amount equal to 200% of the total initial aggregate principal amount of the Notes, being U.S.\$2,000,000,000 (the "Guaranteed Amount"). The Guaranteed Amount will be reduced by any amounts paid by the Guarantor under the Guarantee from time to time and increased as provided under "— Further Issues".

The Guarantee shall be in effect for the period commencing on (and including) the Original Issue Date and ending on (and including) the first anniversary of the Maturity Date (the "Guarantee Period"), if not earlier released (as provided below). The Guarantee requires that demands by Holders must be received by the Guarantor within the Guarantee Period. The Guarantee will be released upon repayment in full of amounts due under the Notes, subject to the Guaranteed Amount.

The Guarantee may be released in certain circumstances, including:

- upon fulfillment of all obligations under the Notes; or
- upon a defeasance as described under "— Defeasance — Defeasance and Discharge."

No release of the Guarantee under (i) and (ii) above shall be effective against the Trustee or the Holders until the Guarantor has delivered to the Trustee an Officers' Certificate stating that all requirements relating to such release have been complied with and that such release is authorized and permitted by the terms of the Indenture.

The Guarantor's obligations under the Guarantee will be effectively subordinated to all existing and future obligations of the existing or future subsidiaries of the Guarantor and all claims of creditors of such subsidiaries, including trade creditors, lenders and all other creditors, and the rights of holders of preferred shares of such entities (if any) will have priority as to the assets of such entities over claims of the Guarantor and those of creditors of the Guarantor, including holders of the Notes.

Further Issues

Subject to the covenants described below and in accordance with the terms of the Indenture, the Issuer may, from time to time, without notice to or the consent of the Holders, create and issue Additional Notes having the same terms and conditions as the Notes (including the benefit of the Guarantee) in all respects (or in all respects except for the issue date, issue price and the first payment of interest on them and, to the extent necessary, certain temporary securities law transfer restrictions) (a "Further Issue") so that such Additional Notes may be consolidated with and form a single series with the previously outstanding Notes and vote together as one class on all matters with respect to the Notes; *provided* that Additional Notes that are consolidated and form a single class with the outstanding Notes must be fungible with the outstanding Notes for U.S. federal income tax purposes; *provided, further* that at the issuance of any Additional Notes the Guaranteed Amount will be increased such that the aggregate Guaranteed Amount will be equal to 200% of the total aggregate principal amount of the Notes outstanding following such issuance, subject to compliance with applicable law and receipt of any necessary regulatory approvals. The Bank of New York Mellon may serve as Trustee with respect to any Additional Notes.

Optional Redemption

The Issuer may at its option redeem the Notes, in whole but not in part, at a redemption price equal to 100% of the principal amount of the Notes plus the Applicable Premium as of, and accrued and unpaid interest, if any, to (but not including) the redemption date. The Issuer will give not less than 30 days' nor more than 60 days' notice of any redemption. Neither the Trustee nor any of the Agents are responsible for verifying or calculating the Applicable Premium.

Repurchase of Notes Upon a Change of Control Triggering Event

Not later than 30 days following a Change of Control Triggering Event, the Issuer will make an Offer to Purchase all outstanding Notes (a "Change of Control Offer") at a purchase price equal to 101% of the principal amount thereof plus accrued and unpaid interest, if any, to (but not including) the Offer to Purchase Payment Date (as defined in clause (2) of the definition of "Offer to Purchase").

The Issuer has agreed in the Indenture that it will timely repay all Indebtedness or obtain consents as necessary under, or terminate, agreements or instruments that would otherwise prohibit a Change of Control Offer required to be made pursuant to the Indenture. Notwithstanding this agreement of the

Issuer, it is important to note that if the Issuer is unable to repay (or cause to be repaid) all of the Indebtedness, if any, that would prohibit repurchase of the Notes or is unable to obtain the requisite consents of the holders of such Indebtedness, or terminate any agreements or instruments that would otherwise prohibit a Change of Control Offer, it would continue to be prohibited from purchasing the Notes. In that case, the failure by the Issuer to purchase tendered Notes would constitute an Event of Default under the Indenture.

Certain of the events constituting a Change of Control Triggering Event under the Notes may also constitute an event of default under certain other debt instruments. Future debt of the Issuer may also (i) prohibit the Issuer from purchasing Notes in the event of a Change of Control Triggering Event, (ii) provide that a Change of Control Triggering Event is a default or (iii) require repurchase of such debt upon a Change of Control Triggering Event. Moreover, the exercise by the Holders of their right to require the Issuer to purchase the Notes could cause a default under other indebtedness, even if the Change of Control Triggering Event itself does not, due to the financial effect of the purchase on the Issuer. The ability of the Issuer to pay cash to the Holders following the occurrence of a Change of Control Triggering Event may be limited by the Issuer's then-existing financial resources. There can be no assurance that sufficient funds will be available when necessary to make the required purchase of the Notes. See "Risk Factors — Risks Relating to the Offering — We may not be able to repurchase the Notes upon a Change of Control Triggering Event."

The definition of "Change of Control" includes a phrase "all or substantially all" as used with respect to the assets of the Guarantor. No precise definition of the phrase has been established under applicable law, and the phrase will likely be interpreted under applicable law of the relevant jurisdictions based on particular facts and circumstances. Accordingly, there may be a degree of uncertainty as to the ability of a Holder to require the Issuer to repurchase such Holder's Notes as a result of a sale of less than all the assets of the Guarantor to another person or group.

Except as described above with respect to a Change of Control Triggering Event, the Indenture does not contain provisions that permit the Holders to require that the Issuer purchase or redeem the Notes in the event of a takeover, recapitalization or similar transaction.

No Mandatory Redemption or Sinking Fund

There will be no mandatory redemption or sinking fund payments for the Notes.

Additional Amounts

All payments of principal of, and premium (if any) and interest on, the Notes and under the Guarantee will be made without withholding or deduction for, or on account of, any present or future taxes, duties, assessments or governmental charges of whatever nature imposed or levied by or within any jurisdiction in which the Issuer, a Surviving Person (as defined under "— Consolidation, Merger and Sale of Assets") or the Guarantor is organized or resident for tax purposes (each, as applicable, a "Relevant Taxing Jurisdiction") or any jurisdiction from or through which payment is made (or any political subdivision or taxing authority thereof or therein) (together with each Relevant Taxing Jurisdiction, a "Relevant Jurisdiction"), unless such withholding or deduction is required by law or by regulation or governmental policy having the force of law. In the event that any such withholding or

deduction is so required, the Issuer, a Surviving Person or the Guarantor, as the case may be, will pay such additional amounts (“Additional Amounts”) as will result in receipt by the Holder of each Note of such amounts payable under the Notes, the Guarantee as would have been received by such Holder had no such withholding or deduction been required, except that no Additional Amounts shall be payable:

(a) for or on account of:

- (i) any tax, duty, assessment or other governmental charge that would not have been imposed but for:
 - (A) the existence of any present or former connection between the Holder or beneficial owner of such Note or the Guarantee, as the case may be, and the Relevant Jurisdiction other than merely acquiring or holding such Note, the receipt of payments or the enforcement of rights thereunder or under the Guarantee, as the case may be, including, without limitation, such Holder or beneficial owner being or having been a national, domiciliary or resident of such Relevant Jurisdiction or treated as a resident thereof or being or having been physically present or engaged in a trade or business therein or having or having had a permanent establishment therein;
 - (B) the presentation of such Note (in cases in which presentation is required) more than 30 days after the later of the date on which the payment of the principal of, premium, if any, and interest on, such Note became due and payable pursuant to the terms thereof or was made or duly *provided* for, except to the extent that the Holder thereof would have been entitled to such Additional Amounts if it had presented such Note for payment on the last day of such 30 day period;
 - (C) the failure of the Holder or beneficial owner to comply with a timely request of the Issuer, a Surviving Person or the Guarantor addressed to the Holder or beneficial owner, as the case may be, to provide information concerning such Holder’s or beneficial owner’s nationality, residence, identity or connection with any Relevant Jurisdiction, if and to the extent that due and timely compliance with such request would have reduced or eliminated any withholding or deduction as to which Additional Amounts would have otherwise been payable to such Holder or beneficial owner and such request is made to a Holder or beneficial owner at least 60 days before it will be required to comply with such request; or
 - (D) the presentation of such Note (in cases in which presentation is required) for payment in the Relevant Jurisdiction, unless such Note could not have been presented for payment elsewhere;
- (ii) any estate, inheritance, gift, sale, transfer, personal property or similar tax, assessment or other governmental charge;
- (iii) any withholding or deduction that is imposed or levied on a payment to an individual and is required to be made pursuant to European Council Directive 2003/48/EC or any other Directive implementing the conclusions of the ECOFIN Council meeting of November 26-27, 2000 on the taxation of savings income or any law implementing or complying with, or introduced in order to conform to, such Directive; or

- (iv) any combination of taxes, duties, assessments or other governmental charges referred to in the preceding clauses (i), (ii), and (iii); or
- (b) to a Holder that is a fiduciary, partnership or person other than the sole beneficial owner of any payment, to the extent that such payment would be required to be included for tax purposes in the income under the laws of a Relevant Jurisdiction of a beneficiary or settlor with respect to the fiduciary, or a member of that partnership or a beneficial owner who would not have been entitled to such Additional Amounts had that beneficiary, settlor, partner or beneficial owner held the Note directly.

As a result of these provisions, there are circumstances in which taxes may be withheld or deducted but Additional Amounts would not be payable to some or all beneficial owners of the Notes.

Whenever there is mentioned in any context the payment of principal, premium or interest in respect of any Note or the Guarantee, such mention shall be deemed to include payment of Additional Amounts *provided* for in the Indenture to the extent that, in such context, Additional Amounts are, were or would be payable in respect thereof.

Redemption for Tax Reasons

The Notes may be redeemed, at the option of the Issuer or a Surviving Person (as defined under “—Consolidation, Merger and Sale of Assets”), as a whole but not in part, upon giving not less than 30 days’ nor more than 60 days’ notice to the Holders (which notice shall be irrevocable), at a redemption price equal to 100% of the principal amount thereof, together with accrued and unpaid interest (including any Additional Amounts), if any, to the date fixed by the Issuer or the Surviving Person, as the case may be, for redemption (the “Tax Redemption Date”) if, as a result of:

- (1) any change in, or amendment to, the laws (or any regulations or rulings promulgated thereunder) of a Relevant Taxing Jurisdiction affecting taxation; or
- (2) any change in the existing official position, or the stating of an official position, regarding the application or interpretation of such laws, regulations or rulings (including a holding, judgment or order by a court of competent jurisdiction),

which change or amendment becomes effective on or after the Original Issue Date, with respect to any payment due or to become due under the Notes, the Guarantee, any intercompany loan between the Issuer and a Subsidiary of the Guarantor entered into for the onlending of proceeds of the Notes or the Indenture, the Issuer, the Guarantor or such Surviving Person, as the case may be, is, or on the next Interest Payment Date would be, required to pay Additional Amounts, and such requirement cannot be avoided by the taking of reasonable measures by the Issuer, the Guarantor or such Surviving Person, as the case may be; *provided* that no such notice of redemption shall be given earlier than 90 days prior to the earliest date on which the Issuer, the Guarantor or such Surviving Person, as the case may be, would be obligated to pay such Additional Amounts if a payment in respect of the Notes were then due.

At least 15 days prior to the mailing of any notice of redemption of the Notes pursuant to the foregoing, the Issuer, the Guarantor or a Surviving Person, as the case may be, will deliver to the Trustee:

- (1) an Officers' Certificate stating that such change or amendment referred to in the prior paragraph has occurred, describing the facts related thereto and stating that such requirement cannot be avoided by the Issuer, such Surviving Person or the Guarantor, as the case may be, by taking reasonable measures available to it; and
- (2) an Opinion of Counsel or an opinion of a tax consultant, in either case, of recognized standing with respect to tax matters of the Relevant Taxing Jurisdiction, stating that the requirement to pay such Additional Amounts results from such change or amendment referred to in the prior paragraph.

The Trustee shall accept such certificate and opinion as sufficient evidence of the satisfaction of the conditions precedent described above, in which event it shall be conclusive and binding on the Holders. The Trustee has no duty to and will not investigate or verify such certificate and opinion.

Certain Covenants

Set forth below are summaries of certain covenants contained in the Indenture.

Limitation on Liens

The Issuer and the Guarantor will not, and will not permit any Significant Subsidiary to, create or cause or permit to be created any Lien (other than Permitted Liens) on any of its property or assets now owned or hereafter acquired by them or on any Capital Stock of any Significant Subsidiary, securing any Indebtedness unless prior thereto or contemporaneously therewith effective provision is made to secure the Notes and Guarantee equally and ratably with such Indebtedness for so long as such Indebtedness is so secured by such Lien.

Ownership of Issuer

The Guarantor shall not make any change in its equity ownership of the Issuer that would impair or render the Guarantee (wholly or partially) unenforceable or invalid under or contrary to applicable law or regulation.

Events of Default

The following events will be defined as "Events of Default" in the Indenture:

- (a) default in the payment of principal of (or premium, if any, on) the Notes when the same becomes due and payable at maturity, upon acceleration, redemption or otherwise;
- (b) default in the payment of interest on any Note when the same becomes due and payable, and such default continues for a period of 10 consecutive days;

- (c) default in the performance or breach of the provisions of the covenant described under “— Consolidation, Merger and Sale of Assets,” or “— Certain Covenants — Limitation on Liens” or “— Certain Covenants — Ownership of Issuer” or the failure by the Issuer to make or consummate an Offer to Purchase in the manner described under “— Repurchase of Notes Upon a Change of Control Triggering Event”;
- (d) the Issuer, the Guarantor or any Significant Subsidiary defaults in the performance of or breaches any other covenant or agreement in the Indenture or under the Notes (other than a default specified in clause (a), (b) or (c) above) and such default or breach continues for a period of 45 consecutive days after written notice of such default or breach to the Issuer by the Trustee or the Holders of 25.0% or more in aggregate principal amount of the Notes;
- (e) there occurs with respect to any Indebtedness of the Issuer, the Guarantor or any Significant Subsidiary having an outstanding principal amount of US\$50 million (or the Dollar Equivalent thereof) or more in the aggregate for all such Indebtedness of all such Persons, whether such Indebtedness now exists or shall hereafter be created, (1) an event of default that has caused the holder thereof to declare such Indebtedness to be due and payable prior to its Stated Maturity, and such declaration shall not have been rescinded or annulled within 21 days after such declaration, or (2) a failure to make a payment of principal or premium, if any, or interest when due on such Indebtedness after giving effect to any grace period;
- (f) one or more final judgments or orders for the payment of money are rendered against the Issuer, the Guarantor or any Significant Subsidiary and are not paid or discharged, and there is a period of 60 consecutive days following entry of the final judgment or order that causes the aggregate amount for all such final judgments or orders outstanding and not paid or discharged against all such Persons to exceed US\$50 million (or the Dollar Equivalent thereof) during which a stay of enforcement, by reason of a pending appeal or otherwise, is not in effect;
- (g) an involuntary case or other proceeding is commenced against the Issuer, the Guarantor or any Significant Subsidiary with respect to it or its debts under any applicable bankruptcy, insolvency or other similar law now or hereafter in effect seeking the appointment of a receiver, liquidator, assignee, custodian, trustee, sequestrator or similar official of the Issuer, the Guarantor or any Significant Subsidiary or for any substantial part of the property and assets of the Issuer, the Guarantor or any Significant Subsidiary and such involuntary case or other proceeding remains undismissed and unstayed for a period of 60 consecutive days; or an order for relief is entered against the Issuer, the Guarantor or any Significant Subsidiary under any applicable bankruptcy, insolvency or other similar law as now or hereafter in effect;
- (h) the Issuer, the Guarantor or any Significant Subsidiary (1) commences a voluntary case under any applicable bankruptcy, insolvency or other similar law now or hereafter in effect, or consents to the entry of an order for relief in an involuntary case under any such law, (2) consents to the appointment of or taking possession by a receiver, liquidator, assignee, custodian, trustee, sequestrator or similar official of the Issuer, the Guarantor or any Significant Subsidiary, or for all or substantially all of the property and assets of the Issuer, the Guarantor or any Significant Subsidiary, or (3) effects any general assignment for the benefit of creditors;

- (i) The Guarantor ceases to control, directly or indirectly, at least 51% of the voting power of the Voting Stock of the Issuer or makes a change in the equity ownership of the Issuer contrary to provisions of “— Certain Covenants — Ownership of Issuer”; and
- (j) the Guarantor denies or disaffirms its obligations under the Guarantee or, the Guarantee is determined to be (wholly or partially) unenforceable or invalid or shall for any reason cease to be in full force and effect.

If an Event of Default (other than an Event of Default specified in clause (g) or (h) above) occurs and is continuing under the Indenture, the Trustee or the Holders of at least 25% in aggregate principal amount of the Notes, then outstanding, by written notice to the Issuer (and to the Trustee if such notice is given by the Holders), may, and the Trustee at the request of such Holders (the Trustee having been pre-funding and/or secured and/or indemnified to its satisfaction by such Holders) shall, declare the principal of, premium, if any, and accrued and unpaid interest on the Notes to be immediately due and payable. Upon a declaration of acceleration, such principal of, premium, if any, and accrued and unpaid interest shall be immediately due and payable. If an Event of Default specified in clause (g) or (h) above occurs, the principal of, premium, if any, and accrued and unpaid interest on the Notes then outstanding shall automatically become and be immediately due and payable without any declaration or other act on the part of the Trustee or any Holder.

The Holders of at least a majority in principal amount of the outstanding Notes by written notice to the Issuer and to the Trustee may on behalf of all Holders waive all past defaults and rescind and annul a declaration of acceleration and its consequences if:

- (a) all existing Events of Default, other than the non-payment of the principal of, premium, if any, and interest on the Notes that have become due solely by such declaration of acceleration, have been cured or waived; and
- (b) the rescission would not conflict with any judgment or decree of a court of competent jurisdiction.

Upon such waiver, the Default will cease to exist, and any Event of Default arising therefrom will be deemed to have been cured, but no such waiver will extend to any subsequent or other Default or impair any right consequent thereon.

If an Event of Default occurs and is continuing, the Trustee may (but shall not be obligated to) pursue, in its own name or as trustee of an express trust, any available remedy by proceeding at law or in equity to collect the payment of principal of and interest on the Notes or to enforce the performance of any provision of the Notes or the Indenture. The Trustee may maintain a proceeding even if it does not possess any of the Notes or does not produce any of them in the proceeding.

The Holders of at least a majority in aggregate principal amount of the outstanding Notes may direct the time, method and place of conducting any proceeding for any remedy available to the Trustee or exercising any trust or power conferred on the Trustee. However, the Trustee may refuse to follow any direction that conflicts with law or the Indenture that may involve the Trustee in any personal liability,

or that the Trustee determines in good faith may be unduly prejudicial to the rights of Holders not joining in the giving of such direction and may take any other action it deems proper that is not inconsistent with any such direction received from Holders. A Holder may not pursue any remedy with respect to the Indenture or the Notes unless:

- (1) the Holder has previously given the Trustee written notice of a continuing Event of Default;
- (2) the Holders of at least 25% in aggregate principal amount of outstanding Notes make a written request to the Trustee to pursue the remedy;
- (3) such Holder or Holders provide the Trustee with pre-funding and / or indemnity and / or security satisfactory to the Trustee against any costs, liability or expense to be incurred in compliance with such request;
- (4) the Trustee does not comply with the request within 60 days after receipt of the request and the pre-funding and / or indemnity and / or security; and
- (5) during such 60-day period, the Holders of a majority in aggregate principal amount of the outstanding Notes do not give the Trustee a direction that is inconsistent with the request.

However, such limitations do not apply to the right of any Holder to receive payment of the principal of, premium, if any, or interest on, such Note or to bring suit for the enforcement of any such payment, on or after the due date expressed in the Notes, which right shall not be impaired or affected without the consent of the Holder.

Consolidation, Merger and Sale of Assets

Neither the Issuer nor the Guarantor will consolidate with or merge with or into, or convey, transfer or lease all or substantially all of its assets to, any person, unless:

- (1) the resulting, surviving or transferee person (the “Successor”) will be a person organized and existing under the laws of India, The Netherlands, the United States of America, any State thereof or the District of Columbia, or any other country that is a member country of the European Union or of the Organization for Economic Co-operation and Development on the date of the Indenture, and the Successor will expressly assume, by a supplemental indenture to the Indenture, executed and delivered to the Trustee, all the obligations of the Issuer or the Guarantor, as the case may be, under the Notes (in the case of the Issuer), the Guarantee (in the case of the Guarantor) and the Indenture;
- (2) the Successor, if not organized and existing under the laws of the jurisdiction of incorporation of the Issuer or the Guarantor, undertakes, in such supplemental indenture, to pay such additional amounts in respect of principal (and premium, if any) and interest as may be necessary in order that every net payment receivable in respect of the Notes after deduction or withholding for or on account of any present or future tax, duty, assessment or other governmental charge imposed by such other country or any political subdivision or taxing authority thereof or therein will not be less than the amount of principal (and premium, if any) and interest then due and payable on the notes, subject to the same exceptions set forth under “— Additional Amounts”;

- (3) immediately after giving effect to such transaction, no Default or Event of Default will have occurred and be continuing; and
- (4) the Issuer or Guarantor will have delivered to the Trustee an Officers' Certificate and an Opinion of Counsel, each stating that such consolidation, merger or transfer and such supplemental indenture, if any, comply with the Indenture.

Defeasance

Defeasance and Discharge

The Indenture will provide that the Issuer and the Guarantor will be deemed to have paid and will be discharged from any and all obligations in respect of the Notes on the 183rd day after the deposit referred to below, and the provisions of the Indenture will no longer be in effect with respect to the Notes (except for, among other matters, certain obligations to register the transfer or exchange of the Notes, to replace stolen, lost or mutilated Notes, to maintain paying agencies and to hold monies for payment in trust) if, among other things:

- (a) the Issuer or the Guarantor has (1) deposited with the Trustee, in trust, money and/or U.S. Government Obligations that through the payment of interest and principal in respect thereof in accordance with their terms will provide money in an amount sufficient to pay the principal of, premium, if any, and accrued interest on the Notes on the Stated Maturity of such payments in accordance with the terms of the Indenture and the Notes and (2) delivered to the Trustee an Opinion of Counsel or a certificate of an internationally recognized firm of independent accountants to the effect that the amount deposited by the Issuer or the Guarantor is sufficient to provide payment for the principal of, premium, if any, and accrued interest on, the Notes on the Stated Maturity of such payment in accordance with the terms of the Indenture;
- (b) the Issuer or the Guarantor has delivered to the Trustee (1) either (x) an Opinion of Counsel from a firm of recognized international standing with respect to U.S. federal tax laws which is based on a change in applicable U.S. federal income tax law occurring after the Original Issue Date to the effect that beneficial owners will not recognize income, gain or loss for U.S. federal income tax purposes as a result of the Issuer's exercise of its option under this "Defeasance and Discharge" provision and will be subject to U.S. federal income tax on the same amounts and in the same manner and at the same times as would have been the case if such deposit, defeasance and discharge had not occurred or (y) a ruling directed to the Trustee received from the U.S. Internal Revenue Service to the same effect as the aforementioned Opinion of Counsel, and (2) an Opinion of Counsel from a firm of recognized international standing to the effect that the creation of the defeasance trust does not violate the Investment Company Act and after the passage of 123 days following the deposit, the trust fund will not be subject to the effect of Section 547 of the United States Bankruptcy Code or Section 15 of the New York Debtor and Creditor Law; and

- (c) immediately after giving effect to such deposit on a pro forma basis, no Event of Default, or event that after the giving of notice or lapse of time or both would become an Event of Default, shall have occurred and be continuing on the date of such deposit or during the period ending on the 183rd day after the date of such deposit, and such defeasance shall not result in a breach or violation of or constitute a default under, any other agreement or instrument to which the Issuer, the Guarantor or any Significant Subsidiary is a party or by which the Issuer, the Guarantor or any Significant Subsidiary is bound.

In the case of either discharge or defeasance, the Guarantee will terminate.

Defeasance of Certain Covenants

The Indenture further will provide that with respect to the other events set forth in such clause, clause (d) under “— Events of Default” with respect to such other covenants and clauses (e) and (f) under “— Events of Default” shall be deemed not to be Events of Default upon, among other things, the deposit with the Trustee, in trust, of money, U.S. Government Obligations or a combination thereof that through the payment of interest and principal in respect thereof in accordance with their terms will provide money in an amount sufficient to pay the principal of, premium, if any, and accrued interest on the Notes on the Stated Maturity of such payments in accordance with the terms of the Indenture and the Notes, the satisfaction of the provisions described in clause (b)(2) of the preceding paragraph and the delivery by the Issuer to the Trustee of an Opinion of Counsel from a firm of recognized international standing with respect to U.S. federal income tax matters to the effect that beneficial owners of the Notes will not recognize income, gain or loss for U.S. federal income tax purposes as a result of such deposit and defeasance of certain covenants and Events of Default and will be subject to U.S. federal income tax on the same amounts and in the same manner and at the same times as would have been the case if such deposit and defeasance had not occurred.

Defeasance and Certain Other Events of Default

In the event the Issuer exercises its option to omit compliance with certain covenants and provisions of the Indenture with respect to the Notes as described in the immediately preceding paragraph and the Notes are declared due and payable because of the occurrence of an Event of Default that remains applicable, the amount of money and/or U.S. Government Obligations on deposit with the Trustee will be sufficient to pay amounts due on the Notes at the time of their Stated Maturity but may not be sufficient to pay amounts due on the Notes at the time of the acceleration resulting from such Event of Default. However, the Issuer and the Guarantor will remain liable for such payments.

Amendments and Waiver

Amendments Without Consent of Holders

The Indenture may be amended, without the consent of any Holder, to:

- (a) cure any ambiguity, defect, omission or inconsistency in the Indenture or the Notes, *provided* that any such amendment may not adversely affect the interests of the Holders;

- (b) comply with the provisions described under “— Consolidation, Merger and Sale of Assets;”
- (c) evidence and provide for the acceptance of appointment by a successor Trustee;
- (d) provide for the issuance of Additional Notes in accordance with the limitations set forth in the Indenture;
- (e) pledge collateral to secure the Notes or the Guarantee and create or register Liens on any such collateral;
- (f) in any other case where a supplemental indenture to the Indenture is required or permitted to be entered into pursuant to the provisions of the Indenture without the consent of any Holder;
- (g) effect any changes to the Indenture in a manner necessary to comply with the procedures of DTC, Euroclear or Clearstream;
- (h) make any other change that does not materially and adversely affect the rights of any Holder;
or
- (i) conform the text of the Indenture, the Notes or the Guarantee to any provision of this “Description of the Dollar Notes and Guarantee” to the extent that such provision in this “Description of the Dollar Notes and Guarantee” was intended to be a verbatim recitation of a provision in the Indenture, the Notes or the Guarantee.

Amendments With Consent of Holders

The Indenture may be modified or amended, and future compliance with any provision thereof may be waived, with the consent of the Holders of not less than a majority in aggregate principal amount of the outstanding Notes; *provided, however*, that no such modification, amendment or waiver may, without the consent of each Holder affected thereby:

- (a) change the Stated Maturity of the principal of, or any installment of interest on, any Note;
- (b) reduce the principal amount of, or premium, if any, or interest on, any Note;
- (c) change the currency, time or place of payment of principal of, or premium, if any, or interest on, any Note or the Guarantee;
- (d) impair the right to institute suit for the enforcement of any payment on or after the Stated Maturity (or, in the case of a redemption, on or after the redemption date) of any Note;

- (e) reduce the above-stated percentage of outstanding Notes the consent of whose Holders is necessary to modify or amend the Indenture;
- (f) waive a default in the payment of principal of, premium, if any, or interest on the Notes;
- (g) release the Guarantor from its Guarantee, except as provided in the Indenture;
- (h) reduce the percentage or aggregate principal amount of outstanding Notes the consent of whose Holders is necessary for waiver of compliance with certain provisions of the Indenture or for waiver of certain defaults;
- (i) amend, change or modify the Guarantee in a manner that adversely affects the Holders;
- (j) reduce the amount payable upon a Change of Control Offer or change the time or manner by which a Change of Control Offer may be made or by which the Notes must be repurchased pursuant to a Change of Control Offer;
- (k) change the redemption date or the redemption price of the Notes from that stated under “— Optional Redemption” or “— Redemption for Tax Reasons;”
- (l) amend, change or modify the obligation of the Issuer or the Guarantor to pay Additional Amounts; or
- (m) amend, change or modify any provision of the Indenture or the related definitions affecting the ranking of the Notes or the Guarantee in a manner which adversely affects any Holder.

Unclaimed Money

Claims against the Issuer for the payment of principal of, premium, if any, or interest, on the Notes will become void unless presentation for payment is made as required in the Indenture within a period of six years.

No Personal Liability of Incorporators, Stockholders, Officers, Directors or Employees

No recourse for the payment of the principal of, premium, if any, or interest on any of the Notes or for any claim based thereon or otherwise in respect thereof, and no recourse under or upon any obligation, covenant or agreement of the Issuer or the Guarantor in the Indenture, or in any of the Notes or the Guarantee or because of the creation of any Indebtedness represented thereby, shall be had against any incorporator, stockholder, officer, director, employee or controlling person of the Issuer or the Guarantor or of any successor Person thereof. Each Holder, by accepting the Notes, waives and releases all such liability. The waiver and release are part of the consideration for the issuance of the Notes and the Guarantee. Such waiver may not be effective to waive liabilities under applicable law, including the U.S. federal securities laws.

Concerning the Trustee and the Paying Agent

The Bank of New York Mellon is to be appointed as Trustee under the Indenture and as registrar and paying and transfer agent (the “Paying Agent”) with regard to the Notes. Except during the continuance of a Default, the Trustee will not be liable, except for the performance of such duties as are specifically set forth in the Indenture. If an Event of Default has occurred and is continuing, the Trustee will use the same degree of care and skill in its exercise of the rights and powers vested in it under the Indenture as a prudent person would exercise under the circumstances in the conduct of such person’s own affairs.

The Trustee and the Paying Agent assume no responsibility for the accuracy or completeness of the information concerning the Issuer, the Guarantor or their affiliates or any other party referenced in this Offering Memorandum or for any failure of the Issuer, the Guarantor or any other party to disclose events that may have occurred or may affect the completeness or accuracy of such information.

The Trustee will be under no obligation to exercise any rights or powers conferred under the Indenture for the benefit of the holders of Notes unless such holders have offered to the Trustee pre-funding and/or indemnity and/or security satisfactory to the Trustee against any loss, liability or expense.

The Indenture contains limitations on the rights of the Trustee, should it become a creditor of the Issuer or the Guarantor, to obtain payment of claims in certain cases or to realize on certain property received by it in respect of any such claims, as security or otherwise. The Trustee is permitted to engage in other transactions with the Issuer and its Affiliates and shall not be obligated to account for any profits therefrom and no Trustee and no director or officer of any corporation being a Trustee hereof shall by reason of the fiduciary position of such Trustee be in any way precluded from making any contracts or entering into any transactions in the ordinary course of business with the Issuer or any Guarantor, or any person or body corporate directly or indirectly associated with the Issuer or any Guarantor, or from accepting the trusteeship of any other debenture stock, debentures or securities of the Issuer or any Guarantor or any person or body corporate directly or indirectly associated with the Issuer or any Guarantor, and neither the Trustee nor any such director or officer shall be accountable to the Holders or the Issuer or any Guarantor, or any person or body corporate directly or indirectly associated with the Issuer or any Guarantor, for any profit, fees, commissions, interest, discounts or share of brokerage earned, arising or resulting from any such contracts or transactions and the Trustee and any such director or officer shall also be at liberty to retain the same for its or his own benefit.

If the Issuer maintains a paying agent with respect to the Notes in a member state of the European Union, such paying agent will be located in a member state of the European Union that is not obligated to withhold or deduct tax pursuant to European Council Directive 2003/48/EC or any other directive implementing the conclusions of ECOFIN Council meeting of November 26-27, 2000 on the taxation of savings income, or any law implementing or complying with, or introduced in order to conform to, such Directive or such other directive.

The Trustee shall not be responsible for the performance by any other person appointed by the Issuer in relation to the Notes and, unless notified in writing to the contrary, shall assume that the same are being duly performed. The Trustee shall not be liable to any Holders or any other person for any action

taken by the Holders or the Trustee in accordance with the instructions of the Holders. The Trustee shall be entitled to rely on any written direction of the Holders which has been duly given by the Holders of the requisite principal amount of the Notes outstanding.

Book-entry; Delivery and Form

The certificates representing the Notes will be issued in fully registered form without interest coupons. Notes sold in offshore transactions in reliance on Regulation S under the Securities Act will initially be represented by one or more permanent global notes in definitive, fully registered form without interest coupons (each a “Regulation S Global Note”) and will be deposited with The Bank of New York Mellon as custodian for, and registered in the name of a nominee of, DTC for the accounts of Euroclear and Clearstream.

Notes sold in reliance on Rule 144A will be represented by one or more permanent global notes in definitive, fully registered form without interest coupons (each, a “Restricted Global Note,” and, together with the Regulation S Global Notes, the “Global Notes”) and will be deposited with The Bank of New York Mellon as custodian for, and registered in the name of a nominee of, DTC.

Each Global Note (and any Notes issued for exchange therefor) will be subject to certain restrictions on transfer set forth therein as described under “Notice to Investors.”

Ownership of beneficial interests in a Global Note will be limited to persons who have accounts with DTC (“participants”) or persons who hold interests through participants. Ownership of beneficial interests in a Global Note will be shown on, and the transfer of that ownership will be effected only through, records maintained by DTC or its nominee (with respect to interests of participants) and the records of participants (with respect to interests of persons other than participants). Qualified institutional buyers may hold their interests in a Restricted Global Note directly through DTC if they are participants in such system, or indirectly through organizations which are participants in such system.

Investors may hold their interests in a Regulation S Global Note directly through Euroclear or Clearstream, if they are participants in such systems, or indirectly through organizations that are participants in such system. Euroclear and Clearstream will hold interests in the Regulation S Global Notes on behalf of their participants through DTC.

So long as DTC, or its nominee, is the registered owner or holder of a Global Note, DTC or such nominee, as the case may be, will be considered the sole owner or holder of the Notes represented by such Global Note for all purposes under the Indenture and the Notes. No beneficial owner of an interest in a Global Note will be able to transfer that interest except in accordance with DTC’s applicable procedures, in addition to those provided for under the Indenture and, if applicable, those of Euroclear and Clearstream.

Payments of the principal of, and interest on, a Global Note will be made to DTC or its nominee, as the case may be, as the registered owner thereof. Neither the Issuer nor the Guarantor, the Trustee nor the Paying Agent will have any responsibility or liability for any aspect of the records relating to or payments made on account of beneficial ownership interests in a Global Note or for maintaining, supervising or reviewing any records relating to such beneficial ownership interests.

The Issuer expects that DTC or its nominee, upon receipt of any payment of principal or interest in respect of a Global Note, will credit participants' accounts with payments in amounts proportionate to their respective beneficial interests in the principal amount of such Global Note as shown on the records of DTC or its nominee. The Issuer also expects that payments by participants to owners of beneficial interests in such Global Note held through such participants will be governed by standing instructions and customary practices, as is now the case with securities held for the accounts of customers registered in the names of nominees for such customers. Such payments will be the responsibility of such participants.

Transfers between participants in DTC will be effected in the ordinary way in accordance with DTC rules and will be settled in same-day funds. Transfers between participants in Euroclear and Clearstream will be effected in the ordinary way in accordance with their respective rules and operating procedures.

The Issuer expects that DTC will take any action permitted to be taken by a Holder (including the presentation of Notes for exchange as described below) only at the direction of one or more participants to whose account the DTC interests in a Global Note is credited and only in respect of such portion of the aggregate principal amount of Notes as to which such participant or participants has or have given such direction. However, if there is an Event of Default under the Notes, DTC will exchange the applicable Global Note for Certificated Notes, which it will distribute to its participants and which may be legended as set forth under the heading "Notice to Investors."

Although DTC, Euroclear and Clearstream are expected to follow the foregoing procedures in order to facilitate transfers of interests in a Global Note among participants of DTC, Euroclear and Clearstream, they are under no obligation to perform or continue to perform such procedures, and such procedures may be discontinued at any time. None of the Issuer, the Guarantor, the Trustee or the Paying Agent will have any responsibility for the performance by DTC, Euroclear or Clearstream or their respective participants or indirect participants of their respective obligations under the rules and procedures governing their operations. Indirect participants are entities with indirect access to the DTC, Euroclear or Clearstream systems such as banks, brokers, dealers and trust companies and certain other organizations that clear through or maintain a custodial relationship with a participant, either directly or indirectly.

If DTC is at any time unwilling or unable to continue as a depository for the Global Notes and a successor depository is not appointed by the Issuer within 90 days, the Issuer will issue Certificated Notes in registered form, which may bear the legend referred to under "Notice to Investors," in exchange for the Global Notes. Holders of an interest in a Global Note may receive Certificated Notes, which may bear the legend referred to under "Notice to Investors," in accordance with the DTC's rules and procedures in addition to those *provided* for under the Indenture.

The Clearing Systems

General

DTC, Euroclear and Clearstream have advised the Issuer as follows:

DTC. DTC is a limited-purpose trust company organized under the laws of the State of New York, a "banking organization" within the meaning of New York Banking Law, a member of the Federal

Reserve System, a “clearing corporation” within the meaning of the New York Uniform Commercial Code, and a “clearing agency” registered pursuant to the provisions of Section 17A of the Exchange Act. DTC was created to hold securities of its participants and to facilitate the clearance and settlement of securities transactions among its participants in such securities through electronic book-entry changes in accounts of its participants, thereby eliminating the need for physical movement of securities certificates. DTC’s participants include securities brokers and dealers, banks, trust companies, clearing corporations, and certain other organizations, some of whom own DTC, and may include the Initial Purchaser. Indirect access to the DTC system is also available to others that clear through or maintain a custodial relationship with a DTC participant, either directly or indirectly. Transfers of ownership or other interests in Notes in DTC may be made only through DTC participants. In addition, beneficial owners of Notes in DTC will receive all distributions of principal of and interest on the Notes from the Trustee through such DTC participant.

Euroclear and Clearstream. Euroclear and Clearstream hold securities for participating organizations and facilitate the clearance and settlement of securities transactions between their respective participants through electronic book-entry changes in accounts of such participants. Euroclear and Clearstream provide to their participants, among other things, services for safekeeping, administration, clearance and settlement of internationally-traded securities and securities lending and borrowing. Euroclear and Clearstream interface with domestic securities markets. Euroclear and Clearstream participants are financial institutions such as underwriters, securities brokers and dealers, banks, trust companies and certain other organizations. Indirect access to Euroclear or Clearstream is also available to others such as banks, brokers, dealers and trust companies that clear through or maintain a custodial relationship with a Euroclear or Clearstream participant, either directly or indirectly.

Initial Settlement

Initial settlement for the Notes will be made in immediately available funds. The Notes will be deposited on or about the issuance date of the Notes with the Trustee as custodian for, and registered in the name of, Cede & Co. as nominee of DTC. Except as described in this Offering Memorandum, beneficial interests in the Global Notes will be represented through accounts of financial institutions acting on behalf of beneficial owners as direct and indirect participants in DTC, Euroclear and Clearstream. Investors may elect to hold interests in the Regulation S Notes through Euroclear or Clearstream in Europe, if they are participants in such systems, or indirectly through organizations that are participants in such systems.

Except as described in this Offering Memorandum, owners of beneficial interests in the Global Notes will not be entitled to have the Notes registered in their names, will not receive or be entitled to receive physical delivery of the Notes in definitive form and will not be considered holders of the Notes under such Notes.

Investors electing to hold their Notes through DTC (other than through accounts at Euroclear or Clearstream) must follow the settlement practices applicable to United States corporate debt obligations. The securities custody accounts of investors will be credited with their holdings against payment in same day funds on the settlement date.

Investors electing to hold their Notes through Euroclear or Clearstream accounts will follow the settlement procedures applicable to conventional Eurobonds in registered form. Notes will be credited to the securities custody accounts of Euroclear Holders and of Clearstream Holders on the business day following the settlement date against payment for value on the settlement date.

Secondary Market Trading

Because the purchaser determines the place of delivery, it is important to establish at the time of trading of any Notes where both the purchaser's and seller's accounts are located to ensure that settlement can be made on the desired value date.

Trading between DTC Participants. Secondary market trading between DTC participants will occur in the ordinary way in accordance with DTC rules and will be settled using the procedures applicable to United States corporate debt obligations in same-day funds using DTC's Same Day Funds Settlement System.

Trading between Euroclear and Clearstream Participants. Secondary market trading between Euroclear participants and Clearstream participants will occur in the ordinary way in accordance with the applicable rules and operating procedures of Clearstream and Euroclear and will be settled using the procedures applicable to conventional Eurobonds in same-day funds.

Trading between DTC Seller and Euroclear or Clearstream Purchaser. When Notes are to be transferred from the account of a DTC participant to the account of a Euroclear participant or a Clearstream participant, the purchaser must send instructions to Euroclear or Clearstream through a participant at least one business day prior to settlement. Euroclear or Clearstream, as the case may be, will receive the Notes against payment. Payment will then be made to the DTC participant's account against delivery of the Notes. Payment will include interest accrued on the Notes from and including the last interest payment date to and excluding the settlement date, on the basis of a calendar year consisting of twelve 30-day calendar months. For transactions settling on the 31st day of the month, payment will include interest accrued to and excluding the first day of the following month. Payment will then be made to the DTC participant's account against delivery of the Notes. After settlement has been completed, the Notes will be credited to the respective clearing system and by the clearing system, in accordance with its usual procedures, to the Euroclear participant's or Clearstream participant's account. Credit for the Notes will appear on the next day (European time) and cash debit will be back-valued to, and the interest on the Notes will accrue from, the value date (which would be the preceding day when settlement occurs in New York). If settlement is not completed on the intended value date (i.e., the trade date fails), the Euroclear or Clearstream cash debit will be valued instead as of the actual settlement date.

Euroclear participants or Clearstream participants will need to make available to the respective clearing systems the funds necessary to process same-day funds settlement. The most direct means of doing so is to pre-position funds for settlement, either from cash on hand or existing lines of credit, as they would for any settlement occurring within Euroclear or Clearstream. Under this approach, they may take on credit exposure to Euroclear or Clearstream until the Notes are credited to their accounts one day later.

As an alternative, if Euroclear or Clearstream has extended a line of credit to them, participants can elect not to pre-position funds and allow that credit line to be drawn upon to finance settlement. Under this procedure, Euroclear participants or Clearstream participants purchasing Notes would incur overdraft charges for one day, assuming they cleared the overdraft when the Notes were credited to their accounts. However, interest on the Notes would accrue from the value date. Therefore, in many cases, the investment income on Notes earned during that one-day period may substantially reduce or offset the amount of such overdraft charges, although this result will depend on each participant's particular cost of funds.

The sale proceeds will be available to the DTC seller on the settlement date. Thus, to the DTC participant, a cross-market transaction will settle no differently than a trade between two DTC participants.

Finally, day traders that use Euroclear or Clearstream and that purchase Notes from DTC participants for credit to Euroclear participants or Clearstream participants should note that these trades will automatically fail on the sale side unless affirmative action is taken. At least three techniques should be readily available to eliminate this potential problem:

- (1) borrowing through Euroclear or Clearstream for one day (until the purchase side of the day trade is reflected in their Euroclear account or Clearstream account) in accordance with the clearing system's customary procedures;
- (2) borrowing the Notes in the United States from a DTC participant no later than one day prior to settlement, which would give the Notes sufficient time to be reflected in the borrower's Euroclear account or Clearstream account in order to settle the sale side of the trade; or
- (3) staggering the value dates for the buy and sell sides of the trade so that the value date for the purchase from the DTC participant is at least one day prior to the value date for the sale to the Euroclear participants or Clearstream participants.

Trading between Euroclear or Clearstream Seller and DTC Purchaser. Due to the time zone differences in their favor, Euroclear participants or Clearstream participants may employ their customary procedures for transactions in which Notes are to be transferred by the respective clearing system to another DTC participant. The seller must send instructions to Euroclear or Clearstream through a participant at least one business day prior to settlement. In these cases, Euroclear or Clearstream will credit the Notes to the DTC participant's account against payment. Payment will include interest accrued on the Notes from and including the last interest payment date to and excluding the settlement date, on the basis of a calendar year consisting of twelve 30-day calendar months. For transactions settling on the 31st day of the month, payment will include interest accrued to the Notes excluding the first day of the following month. Payment will then be made to the DTC participant's account against delivery of the Notes. The payment will then be reflected in the account of the Euroclear participant or Clearstream participant the following day, and receipt of the cash proceeds in the Euroclear or Clearstream participant's account will be back-valued to the value date (which would be the preceding day when settlement occurs in New York). If the Euroclear participant or Clearstream participant has a line of credit with its respective clearing system and elects to draw on

such line of credit in anticipation of receipt of the sale proceeds in its account, the back-valuation may substantially reduce or offset any overdraft charges incurred over the one-day period. If settlement is not completed on the intended value date (i.e., the trade fails), receipt of the cash proceeds in the Euroclear or Clearstream participant's account would instead be valued as of the actual settlement date.

As in the case with respect to sales by a DTC participant to a Euroclear or Clearstream participant, participants in Euroclear and Clearstream will have their accounts credited the day after their settlement date. See “— Trading between DTC Seller and Euroclear or Clearstream Purchaser” above.

None of the Issuer, the Guarantor, the Trustee or the Paying Agent will have any responsibility for the performance by DTC, Euroclear or Clearstream or their respective participants or indirect participants of their respective obligations under the rules and procedures governing their operations.

Notices

All notices or demands required or permitted by the terms of the Notes or the Indenture to be given to or by the Holders are required to be in writing and may be given or served by being sent by prepaid courier or by being deposited, first-class postage prepaid, in the United States mails (if intended for the Issuer, the Guarantor, the Trustee or the Paying Agent) addressed to the Issuer, the Guarantor, the Trustee or the Paying Agent, as the case may be, at the office of each of the respective parties as specified in the Indenture, with a copy to the corporate trust office of the Trustee; and (if intended for any Holder) addressed to such Holder at such Holder's last address as it appears in the Note register.

Any such notice or demand will be deemed to have been sufficiently given or served when so sent or deposited and, if to the Holders, when delivered in accordance with the applicable rules and procedures of DTC. Any such notice shall be deemed to have been delivered on the day such notice is delivered to DTC or if by mail, when so sent or deposited.

Consent to Jurisdiction; Service of Process

The Issuer and the Guarantor will irrevocably (i) submit to the non-exclusive jurisdiction of any U.S. federal or New York state court located in the Borough of Manhattan, The City of New York in connection with any suit, action or proceeding arising out of, or relating to, the Notes, the Guarantee, the Indenture or any transaction contemplated thereby and (ii) designate and appoint Law Debenture Corporate Services Inc., currently at 400 Madison Avenue, 4th Floor, New York, New York 10017, U.S.A., for receipt of service of process in any such suit, action or proceeding.

Governing Law

Each of the Notes, the Guarantee and the Indenture provides that such instrument will be governed by, and construed in accordance with, the laws of the State of New York without giving effect to applicable principles of conflicts of law to the extent that the application of the law of another jurisdiction would be required thereby.

Definitions

Set forth below are defined terms used in the covenants and other provisions of the Indenture. Reference is made to the Indenture for other capitalized terms used in this “Description of the Dollar Notes and Guarantee” for which no definition is provided.

“*Adjusted Treasury Rate*” means, with respect to any redemption date, the rate per annum equal to the semi-annual equivalent yield to maturity of the Comparable Treasury Issue, assuming a price for the Comparable Treasury Issue (expressed as a percentage of its principal amount) equal to the Comparable Treasury Price for such redemption date.

“*Affiliate*” has the meaning ascribed to it under Rule 501(b) of Regulation D of the Securities Act.

“*Applicable Premium*” means with respect to any Note at any redemption date, the greater of (i) 1.00% of the principal amount of such Note and (ii) the excess of (A) the present value at such redemption date of (x) the principal amount of such Note on such redemption date plus (y) all required remaining scheduled interest payments due on such Note through the Maturity Date (but excluding accrued and unpaid interest to the redemption date), computed using a discount rate equal to the Adjusted Treasury Rate plus 50 basis points, over (B) the principal amount of such Note on such redemption date.

“*Average Life*” means, as of any date of determination, with respect to any Indebtedness or Preferred Stock, the quotient obtained by dividing:

- (a) the sum of the product of the numbers of years (rounded to the nearest one-twelfth of one year) from the date of determination to the dates of each successive scheduled principal payment of such Indebtedness or redemption or similar payment with respect to such Preferred Stock multiplied by the amount of such payment by
- (b) the sum of all such payments.

“*Board of Directors*” means the board of directors elected or appointed by the stockholders of the Guarantor to manage the business of the Guarantor or any committee of such board duly authorized to take the action purported to be taken by such committee.

“*Board Resolution*” means any resolution of the Board of Directors taking an action which it is authorized to take and adopted at a meeting duly called and held at which a quorum of disinterested members (if so required) was present and acting throughout or adopted by written resolution in lieu of a meeting executed by every member of the Board of Directors.

“*Business Day*” means any day which is not a Saturday, Sunday, legal holiday or other day on which banking institutions in The City of New York, London, Delhi or Amsterdam (or in any other place in which payments on the Notes are to be made) are authorized by law or governmental regulation to close.

“*Capital Stock*” means, with respect to any Person, any and all shares, interests, participations or other equivalents (however designated, whether voting or non-voting) in equity of such Person, whether outstanding on the Original Issue Date or issued thereafter, including, without limitation, all Common Stock and Preferred Stock, but excluding debt securities convertible into such equity.

“*Change of Control*” means the occurrence of one or more of the following events:

- (1) the direct or indirect sale, lease, transfer, conveyance or other disposition (other than by way of merger or consolidation), in one or a series of related transactions, of all or substantially all of the properties or assets of the Guarantor to any Person other than a Person controlled by the Promoters;
- (2) the Promoters cease to exercise control of the Guarantor;
- (3) any “person” or “group” (as such terms are used in Sections 13(d) and 14(d) of the Exchange Act), other than the Promoters, is or becomes the “beneficial owner” (as such term is used in Rule 13d-3 of the Exchange Act), directly or indirectly, of more than 35% of the total voting power of the Voting Stock of the Guarantor; or
- (4) individuals who on the Original Issue Date constituted the board of directors of the Guarantor, together with any new directors whose election to the board of directors was approved by a vote of at least two-thirds of the directors then still in office who were either directors on the Original Issue Date or whose election was previously so approved, cease for any reason to constitute a majority of the board of directors of the Guarantor then in office.

“*Change of Control Triggering Event*” means the occurrence of both a Change of Control and a Rating Decline.

“*Clearstream*” means Clearstream Banking, société anonyme, Luxembourg.

“*Code*” means the United States Internal Revenue Code of 1986, as amended.

“*Commodity Agreement*” means any commodity swap agreement, commodity cap agreement, commodity floor agreement, commodity futures agreement, commodity option agreement or any other similar agreement or arrangement, which may consist of one or more of the foregoing agreements, designed to manage commodity prices and commodity price risk.

“*Common Stock*” means, with respect to any Person, any and all shares, interests or other participations in, and other equivalents (however designated and whether voting or non-voting) of such Person’s common stock or ordinary shares, whether or not outstanding on the Original Issue Date, and includes, without limitation, all series and classes of such common stock or ordinary shares but excludes any debt securities convertible into Common Stock, whether or not such debt securities include any right of participation with Common Stock.

“*Comparable Treasury Issue*” means the U.S. Treasury security having a maturity comparable to the remaining term of the Notes to be redeemed that would be utilized, at the time of selection and in accordance with customary financial practice, in pricing new issues of corporate debt securities of comparable maturity to the remaining term of the Notes from the redemption date to May 20, 2024.

“*Comparable Treasury Price*” means, with respect to any redemption date:

- (1) the average of the bid and asked prices for the Comparable Treasury Issue (expressed in each case as a percentage of its principal amount) on the third Business Day preceding such redemption date, as set forth in the daily statistical release (or any successor release) published by the Federal Reserve Bank of New York and designated “Composite 3:30 p.m. Quotations for U.S. Government Securities;” or
- (2) if such release (or any successor release) is not published or does not contain such prices on such Business Day, (a) the average of the Reference Treasury Dealer Quotations for such redemption date, after excluding the highest and lowest of such Reference Treasury Dealer Quotations or (b) if fewer than three such Reference Treasury Dealer Quotations are available, the average of all such quotations.

“*Control*” (including, with correlative meanings, the terms “controlling,” “controlled by” and “under common control with”), for purposes of the definition of “Change of Control” and as used in (i) under “—Events of Default”, means the possession, directly or indirectly, of the power to direct or cause the direction of the management and policies of such Person, whether through the ownership of voting securities, by contract or otherwise.

“*Currency Agreement*” means any currency swap agreement, currency cap agreement, currency floor agreement, currency futures agreement, currency option agreement or any other similar agreement or arrangement, which may consist of one or more of the foregoing agreements, designed to manage currencies and currency risk.

“*Default*” means any event that is, or after notice or passage of time or both would be, an Event of Default.

“*Disqualified Stock*” means any class or series of Capital Stock of any Person that by its terms or otherwise is (1) required to be redeemed prior to the date that is 183 days after the Stated Maturity of the Notes, (2) redeemable at the option of the holder of such class or series of Capital Stock at any time prior to the date that is 183 days after the Stated Maturity of the Notes or (3) convertible into or exchangeable for Capital Stock referred to in clause (1) or (2) above or Indebtedness having a scheduled maturity prior to the Stated Maturity of the Notes; *provided* that any Capital Stock that would not constitute Disqualified Stock but for provisions thereof giving holders thereof the right to require such Person to repurchase or redeem such Capital Stock upon the occurrence of a “change of control” occurring prior to the Stated Maturity of the Notes shall not constitute Disqualified Stock if the “change of control” provisions applicable to such Capital Stock are no more favorable to the holders of such Capital Stock than the provisions contained under “— Repurchase of Notes Upon a Change of Control Triggering Event” and such Capital Stock specifically provides that such Person will not repurchase or redeem any such stock pursuant to such provision prior to the Issuer’s repurchase of such Notes as are required to be repurchased under “— Repurchase of Notes Upon a Change of Control Triggering Event.”

“*Dollar Equivalent*” means, with respect to any monetary amount in a currency other than U.S. dollars, at any time for the determination thereof, the amount of U.S. dollars obtained by converting such foreign currency involved in such computation into U.S. dollars at the base rate for the purchase of U.S. dollars with the applicable foreign currency as quoted by the Federal Reserve Bank of New York on the date of determination.

“*DTC*” means The Depository Trust Company and its successors.

“*Euroclear*” means Euroclear Bank S.A./N.V., as operator of the Euroclear System.

“*Exchange Act*” means the U.S. Securities Exchange Act of 1934, as amended.

“*Fair Market Value*” means the price that would be paid in an arm’s-length transaction between an informed and willing seller under no compulsion to sell and an informed and willing buyer under no compulsion to buy, as determined in good faith by the Board of Directors, whose determination shall be conclusive if evidenced by a Board Resolution.

“*Fitch*” means Fitch Inc., a subsidiary of Fimalac, S.A., and its successors.

“*GAAP*” means International Financial Reporting Standards as in effect from time to time.

“*guarantee*” means any obligation, contingent or otherwise, of any Person directly or indirectly guaranteeing any Indebtedness or other obligation of any other Person and, without limiting the generality of the foregoing, any obligation, direct or indirect, contingent or otherwise, of such Person (1) to purchase or pay (or advance or supply funds for the purchase or payment of) such Indebtedness or other obligation of such other Person (whether arising by virtue of partnership arrangements, or by agreements to keep-well, to purchase assets, goods, securities or services, to take-or-pay, or to maintain financial statement conditions or otherwise) or (2) entered into for purposes of assuring in any other manner the obligee of such Indebtedness or other obligation of the payment thereof or to protect such obligee against loss in respect thereof (in whole or in part); *provided* that the term “guarantee” shall not include endorsements for collection or deposit in the ordinary course of business. The term “guarantee” used as a verb has a corresponding meaning.

“*Hedging Obligation*” of any Person means the obligations of such Person pursuant to any Commodity Agreement, Currency Agreement or Interest Rate Agreement.

“*Holder*” means the Person in whose name a Note is registered in the Note register.

“*Incur*” means, with respect to any Indebtedness or Capital Stock, to incur, create, issue, assume, guarantee or otherwise become liable for or with respect to, or become responsible for, the payment of, contingently or otherwise, such Indebtedness or Capital Stock; *provided* that the accretion of original issue discount shall not be considered an Incurrence of Indebtedness. The terms “Incurrence,” “Incurred” and “Incurring” have meanings correlative with the foregoing.

“*Indebtedness*” means, with respect to any Person at any date of determination (without duplication):

- (1) all indebtedness of such Person for borrowed money;
- (2) all obligations of such Person evidenced by bonds, debentures, notes or other similar instruments;
- (3) all obligations of such Person in respect of letters of credit, bankers’ acceptances or other similar instruments;
- (4) all Indebtedness of other Persons secured by a Lien on any asset of such Person, whether or not such Indebtedness is assumed by such Person; *provided* that the amount of such Indebtedness shall be the lesser of (A) the Fair Market Value of such asset at such date of determination and (B) the amount of such Indebtedness;
- (5) all Indebtedness of other Persons guaranteed by such Person to the extent such Indebtedness is guaranteed by such Person;
- (6) to the extent not otherwise included in this definition, Hedging Obligations; and
- (7) all Disqualified Stock issued by such Person valued at the greater of its voluntary or involuntary liquidation preference and its maximum fixed repurchase or redemption price plus accrued dividends.

For the avoidance of doubt, a mandatory put option granted to a Person that obligates the Issuer, the Guarantor or any Significant Subsidiary to repurchase the Capital Stock of any Significant Subsidiary or any other Person shall be deemed to be “Indebtedness.”

“*Indian Rupees*” means the legal currency of India.

“*Interest Rate Agreement*” means any interest rate swap agreement, interest rate cap agreement, interest rate floor agreement, interest rate futures agreement, interest rate option agreement or any other similar agreement or arrangement, which may consist of one or more of the foregoing agreements, designed to manage interest rates and interest rate risk.

“*Investment Company Act*” means the U.S. Investment Company Act of 1940, as amended.

“*Investment Grade*” means a rating of “AAA,” “AA,” “A” or “BBB,” as modified by a “+” or “-” indication, or an equivalent rating representing one of the four highest overall rating categories, by S&P or any of its successors or assigns or a rating of “Aaa,” “Aa,” “A” or “Baa,” as modified by a “1,” “2” or “3” indication, or an equivalent rating representing one of the four highest overall rating categories, by Moody’s, or any of its successors or assigns or assigns; a rating of BBB- or better by Fitch, or any of its successors or assigns; or the equivalent ratings of any internationally recognized rating agency or agencies, as the case may be, which will have been designated by the Guarantor as having been substituted for S&P or Fitch or both, as the case may be.

“*Lien*” means any mortgage, pledge, security interest, encumbrance, lien or charge of any kind (including, without limitation, any conditional sale or other title retention agreement or lease in the nature thereof or any agreement to create any mortgage, pledge, security interest, lien, charge, easement or encumbrance of any kind).

“*Moody’s*” means Moody’s Investors Services, Inc. and its successors.

“*Offer to Purchase*” means an offer to purchase the Notes by the Issuer from the Holders commenced by the Issuer mailing a notice by first class mail, postage prepaid, to the Trustee, the Paying Agent and each Holder at its last address appearing in the Note register stating:

- (1) the provision of the Indenture pursuant to which the offer is being made and that all Notes validly tendered will be accepted for payment on a *pro rata* basis;
- (2) the purchase price and the date of purchase (which shall be a Business Day no earlier than 30 days nor later than 60 days from the date such notice is mailed) (the “Offer to Purchase Payment Date”);
- (3) that any Note not tendered will continue to accrue interest pursuant to its terms;
- (4) that, unless the Issuer defaults in the payment of the purchase price, any Note accepted for payment pursuant to the Offer to Purchase shall cease to accrue interest on and after the Offer to Purchase Payment Date;
- (5) that Holders electing to have a Note purchased pursuant to the Offer to Purchase will be required to surrender the Note, together with the form entitled “Option of the Holder to Elect Purchase” on the reverse side of the Note completed, to the Paying Agent at the address specified in the notice prior to the close of business on the Business Day immediately preceding the Offer to Purchase Payment Date;
- (6) that Holders will be entitled to withdraw their election if the Paying Agent receives, not later than the close of business on the third Business Day immediately preceding the Offer to Purchase Payment Date, a facsimile transmission or letter setting forth the name of such Holder, the principal amount of Notes delivered for purchase and a statement that such Holder is withdrawing his election to have such Notes purchased; and
- (7) that Holders whose Notes are being purchased only in part will be issued new Notes equal in principal amount to the unpurchased portion of the Notes surrendered; *provided* that each Note purchased and each new Note issued shall be in a principal amount of US\$200,000 or integral multiples of US\$1,000 in excess thereof.

On the Offer to Purchase Payment Date, the Issuer shall (a) accept for payment on a *pro rata* basis Notes or portions thereof tendered pursuant to an Offer to Purchase; (b) deposit with the Paying Agent money sufficient to pay the purchase price of all Notes or portions thereof so accepted; and (c) deliver,

or cause to be delivered, to the Trustee all Notes or portions thereof so accepted together with an Officers' Certificate specifying the Notes or portions thereof accepted for payment by the Issuer. The Paying Agent shall promptly mail to the Holders of Notes so accepted payment in an amount equal to the purchase price, and the Trustee shall promptly authenticate and mail to such Holders a new Note equal in principal amount to any unpurchased portion of the Note surrendered; *provided* that each Note purchased and each new Note issued shall be in a principal amount of US\$200,000 or integral multiples of US\$1,000 in excess thereof. The Issuer will publicly announce the results of an Offer to Purchase as soon as practicable after the Offer to Purchase Payment Date. The Issuer will comply with Rule 14e-1 under the Exchange Act and any other securities laws and regulations to the extent such laws and regulations are applicable, in the event that the Issuer is required to repurchase Notes pursuant to an Offer to Purchase.

The materials used in connection with an Offer to Purchase are required to contain or incorporate by reference information concerning the business of the Issuer and the Guarantor which the Issuer in good faith believes will assist such Holders to make an informed decision with respect to the Offer to Purchase, including a brief description of the events requiring the Issuer to make the Offer to Purchase, and any other information required by applicable law to be included therein. The offer is required to contain all instructions and materials necessary to enable such Holders to tender Notes pursuant to the Offer to Purchase.

“*Officer*” means one of the executive officers of the Issuer or, in the case of the Guarantor, one of the executive officers of the Guarantor.

“*Officers' Certificate*” means a certificate signed by two Officers.

“*Opinion of Counsel*” means a written opinion from legal counsel acceptable to the Trustee, addressed to the Trustee, in form and substance acceptable to the Trustee, and that meets the requirements of the Indenture.

“*Original Issue Date*” means the date on which the Notes are originally issued under the Indenture.

“*Permitted Liens*” means:

- (1) any Lien existing on the date of the Indenture, any Lien pursuant to any agreement or instrument existing on the date of the Indenture; and any extension, renewal or replacement of any such Lien or any other Permitted Lien, provided, however, that the principal amount of any Indebtedness secured by any such Lien is not *increased* as a result thereof;
- (2) any Lien on any property or assets (including Capital Stock of any person) securing Indebtedness incurred solely for purposes of financing the acquisition, lease, construction or improvement (including all costs, expenses and other liabilities incurred in connection with such acquisition, construction or improvement thereof, as well as with the development, fitting-out and/or obtaining of any performance or other bond required to be posted in connection therewith) of such property or assets after the date of the Indenture; provided that (a) the aggregate principal amount of Indebtedness secured by such Lien will not exceed (but may be

less than) the cost of the property or assets so acquired, leased, constructed or improved, (b) the Lien is limited to property or assets (including Capital Stock of any project entity), and/or revenues of such project, and (c) the Lien is incurred before, or within 365 days after the completion of, such acquisition, lease, construction or improvement and does not encumber any other property or assets (plus improvements, accessions, proceeds or dividends or distributions in respect thereof) of the Issuer, the Guarantor or any Significant Subsidiary; and provided, further, that to the extent that the property or asset acquired is Capital Stock, the Lien also may encumber other property or assets of the person so acquired;

- (3) any Lien existing on any property or assets of any person before that person's acquisition (in whole or in part) by, merger into or consolidation with the Guarantor or any Subsidiary after the date of the Indenture or that person becomes a Significant Subsidiary; provided that such Lien is not created in contemplation of or in connection with such acquisition, merger, consolidation or such person becoming a Significant Subsidiary and such Lien is limited to all or part of the same property or assets (plus improvements, accessions, proceeds or dividends or distributions in respect thereof) that secured the obligations to which such Lien relates;
- (4) statutory and common law Liens of landlords and carriers, warehousemen, mechanics, suppliers, repairmen or other similar Liens arising in the ordinary course of business and with respect to amounts not yet delinquent or being contested in good faith by appropriate legal or administrative proceedings promptly instituted and diligently conducted and for which a reserve or other appropriate provision, if any, as shall be required in conformity with GAAP shall have been made;
- (5) any pledge, guarantee or deposit made in connection with any tax, civil or labor contingency or any administrative proceedings (whether in or out of court), any pledge, guarantee or deposit in respect of any proceeding being contested in good faith to which the Guarantor, the Issuer or any Significant Subsidiary is a party, good faith deposits, guarantees or pledges in connection with bids, tenders, contracts (other than for the payment of Indebtedness) or leases to which the Guarantor, the Issuer or any Significant Subsidiary is a party or deposits, pledges or guarantees for the payment of rent, in each case made in the ordinary course of business;
- (6) any Lien in favor of issuers of surety, judgment, performance or similar bonds or letters of credit issued pursuant to the request of and for the account of the Guarantor, the Issuer or any Significant Subsidiary in the ordinary course of business;
- (7) any Lien securing taxes, assessments or other governmental charges or levies, the payment of which are not yet due or are being contested in good faith by appropriate proceedings and for which such reserves or other appropriate provisions, if any, have been established as required by GAAP;
- (8) minor defects, easements, rights-of-way, restrictions and other similar encumbrances incurred in the ordinary course of business and encumbrances consisting of zoning restrictions, licenses, restrictions on the use of property or assets or minor imperfections in title that do not materially impair the value or use of the property or assets affected thereby, and any leases and

subleases of real property that do not interfere with the ordinary conduct of the business of the Guarantor, the Issuer or any Significant Subsidiary, and which are made on customary and usual terms applicable to similar properties;

- (9) any rights of set-off or netting of any person with respect to any deposit account (or similar arrangement) of the Guarantor, the Issuer or any Significant Subsidiary arising in the ordinary course of business;
- (10) any Lien securing Hedging Obligations so long as such Hedging Obligations are entered into for bona fide, non-speculative purposes;
- (11) any encumbrance or restriction (including, but not limited to, put and call arrangements) with respect to Capital Stock of any joint venture or similar arrangement pursuant to any joint venture or similar agreement, as long as such joint venture does not constitute a Significant Subsidiary;
- (12) any Lien securing Indebtedness incurred solely for the purpose of financing the acquisition, purchase or lease of equipment in the ordinary course of business;
- (13) any Indebtedness for money borrowed that is denominated in Indian Rupees, Sri Lankan Rupees, Bangladeshi Taka or the currency of any country in Africa where the Guarantor or its Subsidiaries operate;
- (14) Liens created or arising by operation of law or created in the ordinary course of business;
- (15) Liens incurred or deposits made in the ordinary course of business in connection with workers' compensation, unemployment insurance and other types of social security;
- (16) Liens in favor of the Issuer, Guarantor or any Significant Subsidiary;
- (17) attachment, judgment and other similar Liens arising in connection with court proceedings which are effectively stayed while the underlying claims are being contested in good faith by appropriate proceedings;
- (18) Liens on any property or assets of the Issuer, Guarantor or any Significant Subsidiary in favor of any government or any subdivision thereof, securing the obligations of the Issuer, Guarantor or any Significant Subsidiary under any contract or payment owed to such government entity pursuant to applicable laws, rules, regulations or statutes;
- (19) any renewal or extension of any of the Liens described in the foregoing clauses which is limited to the original property or assets covered thereby;
- (20) Liens securing Permitted Refinancing Indebtedness Incurred to Refinance secured Indebtedness, provided that such Liens do not extend to cover any property or assets of the Guarantor or any Subsidiary of the Guarantor other than the property or assets securing the Indebtedness being refinanced.

- (21) Liens in respect of Indebtedness with respect to which the Issuer, the Guarantor or any Significant Subsidiary has paid money or deposited money or securities with a trustee or depositary to pay or discharge in full the obligations of the Issuer, the Guarantor and its Subsidiaries in respect thereof (other than the obligations that such money or securities so paid or deposited, and the proceeds therefrom, be sufficient to pay or discharge such obligations in full); and
- (22) other Liens securing Indebtedness of the Guarantor or any Subsidiary of the Guarantor in an aggregate principal amount outstanding at any time not to exceed an amount equal to 15.0% of Total Assets.

“*Permitted Refinancing Indebtedness*” means any Indebtedness that Refinances any other Indebtedness, including any successive Refinancings, so long as:

- (a) such Indebtedness is in an aggregate principal amount (or if Incurred with original issue discount, an aggregate issue price) not in excess of the sum of:
 - (1) the aggregate principal amount (or if Incurred with original issue discount, the aggregate accreted value) then outstanding of the Indebtedness being Refinanced; and
 - (2) an amount necessary to pay any fees and expenses, including premiums and defeasance costs, related to such Refinancing;
- (b) the Average Life of such Indebtedness is equal to or greater than the Average Life of the Indebtedness being Refinanced;
- (c) the Stated Maturity of such Indebtedness is no earlier than the Stated Maturity of the Indebtedness being Refinanced; and
- (d) the new Indebtedness shall not be senior in right of payment to the Indebtedness that is being Refinanced.

“*Preferred Stock*” as applied to the Capital Stock of any Person means Capital Stock of any class or classes that by its terms is preferred as to the payment of dividends, or as to the distribution of assets upon any voluntary or involuntary liquidation or dissolution of such Person, over any other class of Capital Stock of such Person.

“*Promoter*” means any or all of the following:

- (1) Bharti Telecom Limited and Indian Continent Investment Limited and their affiliates;
- (2) any Affiliate (other than an Affiliate as defined in clause (ii) or (iii) of the definition of “Affiliate”) of the Person specified in clause (1) of this definition; and

- (3) any Person both the Capital Stock and the Voting Stock of which (or in the case of a trust, the beneficial interests in which) are owned 80% or more by one or more Persons specified in clauses (1) and (2) of this definition.

“*Rating Agencies*” means (1) S&P and (2) Moody’s, (3) Fitch, and (4) if one or more of S&P, Moody’s or Fitch shall not make a rating of the Notes publicly available, one or more “nationally recognized statistical rating organizations,” as the case may be, within the meaning of Rule 15c3-1(c)(2)(iv)(F) under the Exchange Act, selected by the Guarantor, which will be substituted for S&P, Moody’s or Fitch or any combination thereof, as the case may be.

“*Rating Category*” means (i) with respect to S&P, any of the following categories: “BB,” “B,” “CCC,” “CC,” “C” and “D” (or equivalent successor categories); (ii) with respect to Moody’s, any of the following categories: “Ba,” “B,” “Caa,” “Ca,” “C” and “D” (or equivalent successor categories); (iii) with respect to Fitch, any of the following categories: “BB,” “B,” “Caa,” “Ca,” “C” and “D” (or equivalent successor categories); and (iv) the equivalent of any such category of S&P or Moody’s used by another Rating Agency. In determining whether the rating of the Notes has decreased by one or more gradations, gradations within Rating Categories (“+” and “-” for S&P; “1,” “2” and “3” for Moody’s; or the equivalent gradations for another Rating Agency) shall be taken into account (e.g., with respect to S&P, a decline in a rating from “BB+” to “BB,” as well as from “BB-” to “B+,” will constitute a decrease of one gradation).

“*Rating Date*” means in connection with a Change of Control Triggering Event, that date which is 90 days prior to the earlier of (x) a Change of Control and (y) a public notice of the occurrence of, or the intention by the Guarantor or any other Person or Persons to effect, a Change of Control.

“*Rating Decline*” means, in connection with a Change of Control Triggering Event, the occurrence on or within six months after the date of, or the date of the public notice of the occurrence of, a Change of Control or the intention by the Guarantor or any other Person or Persons to effect a Change of Control (which period will be extended so long as the rating of the Notes is under publicly announced consideration for possible downgrade by any of the Rating Agencies) of any of the events listed below associated with the Change of Control:

- (a) if the Notes are rated by any Rating Agency on the Rating Date as Investment Grade, the rating of the Notes by such Rating Agency shall be decreased to below Investment Grade; or
- (b) if the Notes are rated below Investment Grade by any Rating Agency on the Rating Date, the rating of the Notes by such Rating Agency shall be decreased by one or more gradations (including gradations within Rating Categories as well as between Rating Categories).

“*Reference Treasury Dealer*” means each of any three investment banks of recognized standing that is a primary U.S. Government securities dealer in The City of New York, selected by the Issuer in good faith.

“*Reference Treasury Dealer Quotations*” means, with respect to each Reference Treasury Dealer and any redemption date, the average as determined by the Trustee, of the bid and asked prices for the Comparable Treasury Issue (expressed in each case as a percentage of its principal amount) quoted in writing to such Trustee by such Reference Treasury Dealer at 5:00 p.m. New York City time on the third Business Day preceding such redemption date.

“*Refinance*” means, in respect of any Indebtedness, to refinance, extend, renew, refund, repay, prepay, repurchase, redeem, defease or retire, or to issue other Indebtedness, in exchange for or replacement of, such Indebtedness. “*Refinanced*” and “*Refinancing*” shall have correlative meanings.

“*S&P*” means Standard & Poor’s Ratings Services and its successors.

“*Securities Act*” means the U.S. Securities Act of 1933, as amended.

“*Significant Subsidiary*” means any Subsidiary of the Guarantor (excluding the Issuer) which, at the time of determination, (a) had assets which, as of the date of the Guarantor’s most recent quarterly consolidated balance sheet, constituted at least 10% of the Guarantor’s total consolidated assets as of such date or (b) had revenues for the 12 month period ending on the date of the Guarantor’s most recent consolidated statement of income which constituted at least 10% of the Guarantor’s revenues on a consolidated basis for such period, determined in each case in accordance with GAAP. At the Original Issue Date, the Guarantor’s Significant Subsidiaries will be Bharti Infratel Limited and Airtel Networks Limited.

“*Stated Maturity*” means, (1) with respect to any Indebtedness, the date specified in such debt security as the fixed date on which the final installment of principal of such Indebtedness is due and payable as set forth in the documentation governing such Indebtedness and (2) with respect to any scheduled installment of principal of or interest on any Indebtedness, the date specified as the fixed date on which such installment is due and payable as set forth in the documentation governing such Indebtedness.

“*Subsidiary*” means with respect to any Person, any corporation, association or other business entity of which more than 50% of the voting power of the outstanding Voting Stock is owned, directly or indirectly, by such Person and one or more other Subsidiaries of such Person.

“*Total Assets*” means, as of any date of determination, the total consolidated assets recorded in the Guarantor’s most recent quarterly consolidated financial statements prepared in accordance with GAAP.

“*Trade Payables*” means, with respect to any Person, any accounts payable or any other indebtedness or monetary obligation to trade creditors created, assumed or guaranteed by such Person or any of its Subsidiaries arising in the ordinary course of business in connection with the acquisition of goods or services and payable within 90 days.

“*U.S. Government Obligations*” means securities that are (1) direct obligations of the United States of America for the payment of which its full faith and credit is pledged or (2) obligations of a Person

controlled or supervised by and acting as an agency or instrumentality of the United States of America the payment of which is unconditionally guaranteed as a full faith and credit obligation by the United States of America, which, in either case, are not callable or redeemable at the option of the holder thereof at any time prior to the Stated Maturity of the Notes, and shall also include a depository receipt issued by a bank or trust company as custodian with respect to any such U.S. Government Obligation or a specific payment of interest on or principal of any such U.S. Government Obligation held by such custodian for the account of the holder of a depository receipt; *provided* that (except as required by law) such custodian is not authorized to make any deduction from the amount payable to the holder of such depository receipt from any amount received by the custodian in respect of the U.S. Government Obligation or the specific payment of interest on or principal of the U.S. Government Obligation evidenced by such depository receipt.

“*Voting Stock*” means, with respect to any Person, Capital Stock of any class or kind ordinarily having the power to vote for the election of directors, managers or other voting members of the governing body of such Person.

DESCRIPTION OF THE EURO NOTES AND GUARANTEE

For purposes of this “Description of the Euro Notes and Guarantee,” the term “Notes” refers to the Euro Notes, the term “Guarantee” refers to the guarantee of the Euro Notes by the Guarantor, the term “Indenture” refers to the Indenture governing the Euro Notes and the term “Trustee” refers to The Bank of New York Mellon in its capacity as the Trustee for the Euro Notes. The term “Issuer” refers only to Bharti Airtel International (Netherlands) B.V., a company incorporated with limited liability under the laws of The Netherlands, and any successor obligor on the Notes, and not to any of its subsidiaries or affiliates. The term “Guarantor” refers only to Bharti Airtel Limited, a company incorporated with limited liability under the laws of India, and not to any of its subsidiaries or affiliates.

The Notes are to be issued under the Indenture, to be dated as of the Original Issue Date, among the Issuer, the Guarantor and the Trustee.

The following is a summary of certain provisions of the Indenture, the Notes and the Guarantee. This summary does not purport to be complete and is qualified in its entirety by reference to all of the provisions of the Indenture, the Notes and the Guarantee. It does not restate those instruments or agreements in their entirety. Whenever particular sections or defined terms of the Indenture not otherwise defined herein are referred to, such sections or defined terms are incorporated herein by reference. Copies of the Indenture will be available on or after the Original Issue Date during normal office hours at the corporate trust office of the Trustee at The Bank of New York Mellon, 101 Barclay Street, New York, NY 10286, United States of America.

Brief Description of the Notes

The Notes are:

- general unsecured obligations of the Issuer;
- senior in right of payment to any existing and future obligations of the Issuer expressly subordinated in right of payment to the Notes;
- at least *pari passu* in right of payment with all other unsecured, unsubordinated Indebtedness of the Issuer (subject to any priority rights of such unsubordinated Indebtedness pursuant to applicable law);
- guaranteed by the Guarantor on a senior unsecured basis, subject to the limitations described below under “— The Guarantee” and in “Risk Factors — Risks Relating to the Offering;” and
- effectively subordinated to the secured obligations of the Issuer and the Guarantor, to the extent of the value of the assets serving as security therefor, and to the debt and other liabilities of the current and future subsidiaries of the Issuer.

The Notes will mature on May 20, 2021 unless earlier redeemed pursuant to the terms thereof and the Indenture.

The Indenture allows additional Notes to be issued from time to time (the “Additional Notes”), subject to certain limitations described under “— Further Issues.” Unless the context requires otherwise, references to the “Notes” for all purposes of the Indenture and this “Description of the Euro Notes and Guarantee” include any Additional Notes that are actually issued. The Notes will bear interest at 3.375% per annum from the Original Issue Date or from the most recent interest payment date on which interest has been paid or duly provided for, payable annually in arrears on May 20 of each year (each an “Interest Payment Date”), commencing May 20, 2015.

Interest on the Notes will be paid to Holders of record at the close of business on May 6 immediately preceding an Interest Payment Date (each, a “Record Date”), notwithstanding any transfer, exchange or cancellation thereof after a Record Date and prior to the immediately following Interest Payment Date. In any case in which the date of the payment of principal of, premium (if any) on or interest on the Notes is not a Business Day in the relevant place of payment or in the place of business of the Paying Agent, then payment of such principal, premium or interest need not be made in such place on such date but may be made on the next succeeding Business Day in such place. Any payment made on such Business Day shall have the same force and effect as if made on the date on which such payment is due, and no interest on the Notes shall accrue for the period after such date. When interest is required to be calculated in respect of a period of less than a full year, it shall be calculated on the basis of (a) the actual number of days in the period from and including the date from which interest begins to accrue to but excluding the date on which it falls due divided by (b) 365 or (in the case of a leap year) 366.

Except as described under “— Optional Redemption” and “— Redemption for Tax Reasons” and as otherwise provided in the Indenture, the Notes may not be redeemed prior to maturity (unless they have been repurchased by the Issuer).

The Notes will be issued only in fully registered form, without coupons, in denominations of €100,000 and integral multiples of €1,000 in excess thereof. No service charge will be made for any registration of transfer or exchange of the Notes, but the Issuer may require payment of a sum sufficient to cover any transfer tax or other similar governmental charge payable in connection therewith.

All payments on the Notes will be made in Euros by the Issuer at the office or agency of the Issuer maintained for that purpose in the City of London (which initially will be the specified office of the Paying Agent located at The Bank of New York Mellon, London Branch, 40th Floor, One Canada Square, London E14 5AL, United Kingdom), and the Notes may be presented for registration of transfer or exchange at the office of The Bank of New York Mellon (Luxembourg) S.A.; *provided* that, at the option of the Issuer, payment of interest may be made by check mailed at the Issuer’s expense to the address of the Holders as such address appears in the Note register.

The Guarantee

On the Original Issue Date, the Notes will be irrevocably guaranteed by the Guarantor.

The Guarantee:

- is a general unsecured obligation of the Guarantor limited to the Guaranteed Amount (as defined below);

- is effectively subordinated to secured obligations of the Guarantor, to the extent of the value of the assets serving as security therefor, and to the debt and other liabilities of the current and future subsidiaries of the Guarantor;
- is senior in right of payment to all future obligations of the Guarantor expressly subordinated in right of payment to the Guarantee; and
- ranks at least *pari passu* with all other unsecured, unsubordinated Indebtedness of the Guarantor (subject to any priority rights of such unsubordinated Indebtedness pursuant to applicable law).

Under the Indenture, the Guarantor will guarantee the due and punctual payment of the principal of, premium, if any, and interest on, and all other amounts payable under, the Notes. The Guarantor will (1) agree that its obligations under the Guarantee will be enforceable irrespective of any invalidity, irregularity or unenforceability of the Notes or the Indenture and (2) waive its right to require the Trustee to pursue or exhaust its legal or equitable remedies against the Issuer prior to exercising its rights under the Guarantee. Moreover, if at any time any amount paid under a Note or the Indenture is rescinded or must otherwise be repaid, the rights of the Holders under the Guarantee will be reinstated with respect to such payment as though such payment had not been made. All payments under the Guarantee are required to be made in Euros.

Under the Indenture, the Guarantee will be limited to an amount not to exceed the maximum amount that can be guaranteed by the Guarantor without rendering the Guarantee, as it relates to the Guarantor, voidable under applicable law relating to fraudulent conveyance or fraudulent transfer or similar laws affecting the rights of creditors generally. If the Guarantee were to be rendered voidable, it could be subordinated by a court to all other indebtedness (including guarantees and other contingent liabilities) of the Guarantor and, depending on the amount of such indebtedness, the Guarantor's liability on the Guarantee could be reduced to zero.

On the Original Issue Date, the Guarantor's potential liability under the Guarantee is capped at an amount equal to 200% of the total initial aggregate principal amount of the Notes, being €1,500 million (the "Guaranteed Amount"). The Guaranteed Amount will be reduced by any amounts paid by the Guarantor under the Guarantee from time to time and increased as provided under "— Further Issues".

The Guarantee shall be in effect for the period commencing on (and including) the Original Issue Date and ending on (and including) the first anniversary of the Maturity Date (the "Guarantee Period"), if not earlier released (as provided below). The Guarantee requires that demands by Holders must be received by the Guarantor within the Guarantee Period. The Guarantee will be released upon repayment in full of amounts due under the Notes, subject to the Guaranteed Amount.

The Guarantee may be released in certain circumstances, including:

- upon fulfillment of all obligations under the Notes; or
- upon a defeasance as described under "— Defeasance — Defeasance and Discharge."

No release of the Guarantee under (i) and (ii) above shall be effective against the Trustee or the Holders until the Guarantor has delivered to the Trustee an Officers' Certificate stating that all requirements relating to such release have been complied with and that such release is authorized and permitted by the terms of the Indenture.

The Guarantor's obligations under the Guarantee will be effectively subordinated to all existing and future obligations of the existing or future subsidiaries of the Guarantor and all claims of creditors of such subsidiaries, including trade creditors, lenders and all other creditors, and the rights of holders of preferred shares of such entities (if any) will have priority as to the assets of such entities over claims of the Guarantor and those of creditors of the Guarantor, including holders of the Notes.

Further Issues

Subject to the covenants described below and in accordance with the terms of the Indenture, the Issuer may, from time to time, without notice to or the consent of the Holders, create and issue Additional Notes having the same terms and conditions as the Notes (including the benefit of the Guarantee) in all respects (or in all respects except for the issue date, issue price and the first payment of interest on them and, to the extent necessary, certain temporary securities law transfer restrictions) (a "Further Issue") so that such Additional Notes may be consolidated with and form a single series with the previously outstanding Notes and vote together as one class on all matters with respect to the Notes; *provided* that Additional Notes that are consolidated and form a single class with the outstanding Notes must be fungible with the outstanding Notes for U.S. federal income tax purposes; *provided, further* that at the issuance of any Additional Notes the Guaranteed Amount will be increased such that the aggregate Guaranteed Amount will be equal to 200% of the total aggregate principal amount of the Notes outstanding following such issuance, subject to compliance with applicable law and receipt of any necessary regulatory approvals. The Bank of New York Mellon may serve as Trustee with respect to any Additional Notes.

Optional Redemption

The Issuer may at its option redeem the Notes, in whole but not in part, at a redemption price equal to 100% of the principal amount of the Notes plus the Applicable Premium as of, and accrued and unpaid interest, if any, to (but not including) the redemption date. The Issuer will give not less than 30 days' nor more than 60 days' notice of any redemption. Neither the Trustee nor any of the Agents are responsible for verifying or calculating the Applicable Premium.

Repurchase of Notes Upon a Change of Control Triggering Event

Not later than 30 days following a Change of Control Triggering Event, the Issuer will make an Offer to Purchase all outstanding Notes (a "Change of Control Offer") at a purchase price equal to 101% of the principal amount thereof plus accrued and unpaid interest, if any, to (but not including) the Offer to Purchase Payment Date (as defined in clause (2) of the definition of "Offer to Purchase").

The Issuer has agreed in the Indenture that it will timely repay all Indebtedness or obtain consents as necessary under, or terminate, agreements or instruments that would otherwise prohibit a Change of

Control Offer required to be made pursuant to the Indenture. Notwithstanding this agreement of the Issuer, it is important to note that if the Issuer is unable to repay (or cause to be repaid) all of the Indebtedness, if any, that would prohibit repurchase of the Notes or is unable to obtain the requisite consents of the holders of such Indebtedness, or terminate any agreements or instruments that would otherwise prohibit a Change of Control Offer, it would continue to be prohibited from purchasing the Notes. In that case, the failure by the Issuer to purchase tendered Notes would constitute an Event of Default under the Indenture.

Certain of the events constituting a Change of Control Triggering Event under the Notes may also constitute an event of default under certain other debt instruments. Future debt of the Issuer may also (i) prohibit the Issuer from purchasing Notes in the event of a Change of Control Triggering Event, (ii) provide that a Change of Control Triggering Event is a default or (iii) require repurchase of such debt upon a Change of Control Triggering Event. Moreover, the exercise by the Holders of their right to require the Issuer to purchase the Notes could cause a default under other indebtedness, even if the Change of Control Triggering Event itself does not, due to the financial effect of the purchase on the Issuer. The ability of the Issuer to pay cash to the Holders following the occurrence of a Change of Control Triggering Event may be limited by the Issuer's then-existing financial resources. There can be no assurance that sufficient funds will be available when necessary to make the required purchase of the Notes. See "Risk Factors — Risks Relating to the Offering — We may not be able to repurchase the Notes upon a Change of Control Triggering Event."

The definition of "Change of Control" includes a phrase "all or substantially all" as used with respect to the assets of the Guarantor. No precise definition of the phrase has been established under applicable law, and the phrase will likely be interpreted under applicable law of the relevant jurisdictions based on particular facts and circumstances. Accordingly, there may be a degree of uncertainty as to the ability of a Holder to require the Issuer to repurchase such Holder's Notes as a result of a sale of less than all the assets of the Guarantor to another person or group.

Except as described above with respect to a Change of Control Triggering Event, the Indenture does not contain provisions that permit the Holders to require that the Issuer purchase or redeem the Notes in the event of a takeover, recapitalization or similar transaction.

No Mandatory Redemption or Sinking Fund

There will be no mandatory redemption or sinking fund payments for the Notes.

Additional Amounts

All payments of principal of, and premium (if any) and interest on, the Notes and under the Guarantee will be made without withholding or deduction for, or on account of, any present or future taxes, duties, assessments or governmental charges of whatever nature imposed or levied by or within any jurisdiction in which the Issuer, a Surviving Person (as defined under "— Consolidation, Merger and Sale of Assets") or the Guarantor is organized or resident for tax purposes (each, as applicable, a "Relevant Taxing Jurisdiction") or any jurisdiction from or through which payment is made (or any political subdivision or taxing authority thereof or therein) (together with each Relevant Taxing

Jurisdiction, a “Relevant Jurisdiction”), unless such withholding or deduction is required by law or by regulation or governmental policy having the force of law. In the event that any such withholding or deduction is so required, the Issuer, a Surviving Person or the Guarantor, as the case may be, will pay such additional amounts (“Additional Amounts”) as will result in receipt by the Holder of each Note of such amounts payable under the Notes, the Guarantee as would have been received by such Holder had no such withholding or deduction been required, except that no Additional Amounts shall be payable:

(a) for or on account of:

- (i) any tax, duty, assessment or other governmental charge that would not have been imposed but for:
 - (A) the existence of any present or former connection between the Holder or beneficial owner of such Note or the Guarantee, as the case may be, and the Relevant Jurisdiction other than merely acquiring or holding such Note, the receipt of payments or the enforcement of rights thereunder or under the Guarantee, as the case may be, including, without limitation, such Holder or beneficial owner being or having been a national, domiciliary or resident of such Relevant Jurisdiction or treated as a resident thereof or being or having been physically present or engaged in a trade or business therein or having or having had a permanent establishment therein;
 - (B) the presentation of such Note (in cases in which presentation is required) more than 30 days after the later of the date on which the payment of the principal of, premium, if any, and interest on, such Note became due and payable pursuant to the terms thereof or was made or duly *provided* for, except to the extent that the Holder thereof would have been entitled to such Additional Amounts if it had presented such Note for payment on the last day of such 30 day period;
 - (C) the failure of the Holder or beneficial owner to comply with a timely request of the Issuer, a Surviving Person or the Guarantor addressed to the Holder or beneficial owner, as the case may be, to provide information concerning such Holder’s or beneficial owner’s nationality, residence, identity or connection with any Relevant Jurisdiction, if and to the extent that due and timely compliance with such request would have reduced or eliminated any withholding or deduction as to which Additional Amounts would have otherwise been payable to such Holder or beneficial owner and such request is made to a Holder or beneficial owner at least 60 days before it will be required to comply with such request; or
 - (D) the presentation of such Note (in cases in which presentation is required) for payment in the Relevant Jurisdiction, unless such Note could not have been presented for payment elsewhere;
- (ii) any estate, inheritance, gift, sale, transfer, personal property or similar tax, assessment or other governmental charge;
- (iii) any withholding or deduction that is imposed or levied on a payment to an individual and is required to be made pursuant to European Council Directive 2003/48/EC or any other Directive implementing the conclusions of the ECOFIN Council meeting of November 26-27, 2000 on the taxation of savings income or any law implementing or complying with, or introduced in order to conform to, such Directive; or

- (iv) any combination of taxes, duties, assessments or other governmental charges referred to in the preceding clauses (i), (ii), and (iii); or
- (b) to a Holder that is a fiduciary, partnership or person other than the sole beneficial owner of any payment, to the extent that such payment would be required to be included for tax purposes in the income under the laws of a Relevant Jurisdiction of a beneficiary or settlor with respect to the fiduciary, or a member of that partnership or a beneficial owner who would not have been entitled to such Additional Amounts had that beneficiary, settlor, partner or beneficial owner held the Note directly.

As a result of these provisions, there are circumstances in which taxes may be withheld or deducted but Additional Amounts would not be payable to some or all beneficial owners of the Notes.

Whenever there is mentioned in any context the payment of principal, premium or interest in respect of any Note or the Guarantee, such mention shall be deemed to include payment of Additional Amounts *provided* for in the Indenture to the extent that, in such context, Additional Amounts are, were or would be payable in respect thereof.

Redemption for Tax Reasons

The Notes may be redeemed, at the option of the Issuer or a Surviving Person (as defined under “— Consolidation, Merger and Sale of Assets”), as a whole but not in part, upon giving not less than 30 days’ nor more than 60 days’ notice to the Holders (which notice shall be irrevocable), at a redemption price equal to 100% of the principal amount thereof, together with accrued and unpaid interest (including any Additional Amounts), if any, to the date fixed by the Issuer or the Surviving Person, as the case may be, for redemption (the “Tax Redemption Date”) if, as a result of:

- (1) any change in, or amendment to, the laws (or any regulations or rulings promulgated thereunder) of a Relevant Taxing Jurisdiction affecting taxation; or
- (2) any change in the existing official position, or the stating of an official position, regarding the application or interpretation of such laws, regulations or rulings (including a holding, judgment or order by a court of competent jurisdiction),

which change or amendment becomes effective on or after the Original Issue Date, with respect to any payment due or to become due under the Notes, the Guarantee, any intercompany loan between the Issuer and a Subsidiary of the Guarantor entered into for the onlending of proceeds of the Notes or the Indenture, the Issuer, the Guarantor or such Surviving Person, as the case may be, is, or on the next Interest Payment Date would be, required to pay Additional Amounts, and such requirement cannot be avoided by the taking of reasonable measures by the Issuer, the Guarantor or such Surviving Person, as the case may be; *provided* that no such notice of redemption shall be given earlier than 90 days prior to the earliest date on which the Issuer, the Guarantor or such Surviving Person, as the case may be, would be obligated to pay such Additional Amounts if a payment in respect of the Notes were then due.

At least 15 days prior to the mailing of any notice of redemption of the Notes pursuant to the foregoing, the Issuer, the Guarantor or a Surviving Person, as the case may be, will deliver to the Trustee:

- (1) an Officers' Certificate stating that such change or amendment referred to in the prior paragraph has occurred, describing the facts related thereto and stating that such requirement cannot be avoided by the Issuer, such Surviving Person or the Guarantor, as the case may be, by taking reasonable measures available to it; and
- (2) an Opinion of Counsel or an opinion of a tax consultant, in either case, of recognized standing with respect to tax matters of the Relevant Taxing Jurisdiction, stating that the requirement to pay such Additional Amounts results from such change or amendment referred to in the prior paragraph.

The Trustee shall accept such certificate and opinion as sufficient evidence of the satisfaction of the conditions precedent described above, in which event it shall be conclusive and binding on the Holders. The Trustee has no duty to and will not investigate or verify such certificate and opinion.

Certain Covenants

Set forth below are summaries of certain covenants contained in the Indenture.

Limitation on Liens

The Issuer and the Guarantor will not, and will not permit any Significant Subsidiary to, create or cause or permit to be created any Lien (other than Permitted Liens) on any of its property or assets now owned or hereafter acquired by them or on any Capital Stock of any Significant Subsidiary, securing any Indebtedness unless prior thereto or contemporaneously therewith effective provision is made to secure the Notes and Guarantee equally and ratably with such Indebtedness for so long as such Indebtedness is so secured by such Lien.

Ownership of Issuer

The Guarantor shall not make any change in its equity ownership of the Issuer that would impair or render the Guarantee (wholly or partially) unenforceable or invalid under or contrary to applicable law or regulation.

Events of Default

The following events will be defined as “Events of Default” in the Indenture:

- (a) default in the payment of principal of (or premium, if any, on) the Notes when the same becomes due and payable at maturity, upon acceleration, redemption or otherwise;
- (b) default in the payment of interest on any Note when the same becomes due and payable, and such default continues for a period of 10 consecutive days;
- (c) default in the performance or breach of the provisions of the covenant described under “— Consolidation, Merger and Sale of Assets,” or “— Certain Covenants — Limitation on Liens” or “— Certain Covenants — Ownership of Issuer” or the failure by the Issuer to make or consummate an Offer to Purchase in the manner described under “— Repurchase of Notes Upon a Change of Control Triggering Event”;
- (d) the Issuer, the Guarantor or any Significant Subsidiary defaults in the performance of or breaches any other covenant or agreement in the Indenture or under the Notes (other than a default specified in clause (a), (b) or (c) above) and such default or breach continues for a period of 45 consecutive days after written notice of such default or breach to the Issuer by the Trustee or the Holders of 25.0% or more in aggregate principal amount of the Notes;
- (e) there occurs with respect to any Indebtedness of the Issuer, the Guarantor or any Significant Subsidiary having an outstanding principal amount of US\$50 million (or the Dollar Equivalent thereof) or more in the aggregate for all such Indebtedness of all such Persons, whether such Indebtedness now exists or shall hereafter be created, (1) an event of default that has caused the holder thereof to declare such Indebtedness to be due and payable prior to its Stated Maturity, and such declaration shall not have been rescinded or annulled within 21 days after such declaration, or (2) a failure to make a payment of principal or premium, if any, or interest when due on such Indebtedness after giving effect to any grace period;
- (f) one or more final judgments or orders for the payment of money are rendered against the Issuer, the Guarantor or any Significant Subsidiary and are not paid or discharged, and there is a period of 60 consecutive days following entry of the final judgment or order that causes the aggregate amount for all such final judgments or orders outstanding and not paid or discharged against all such Persons to exceed US\$50 million (or the Dollar Equivalent thereof) during which a stay of enforcement, by reason of a pending appeal or otherwise, is not in effect;
- (g) an involuntary case or other proceeding is commenced against the Issuer, the Guarantor or any Significant Subsidiary with respect to it or its debts under any applicable bankruptcy, insolvency or other similar law now or hereafter in effect seeking the appointment of a receiver, liquidator, assignee, custodian, trustee, sequestrator or similar official of the Issuer, the Guarantor or any Significant Subsidiary or for any substantial part of the property and assets of the Issuer, the Guarantor or any Significant Subsidiary and such involuntary case or other proceeding remains undismissed and unstayed for a period of 60 consecutive days; or an

order for relief is entered against the Issuer, the Guarantor or any Significant Subsidiary under any applicable bankruptcy, insolvency or other similar law as now or hereafter in effect;

- (h) the Issuer, the Guarantor or any Significant Subsidiary (1) commences a voluntary case under any applicable bankruptcy, insolvency or other similar law now or hereafter in effect, or consents to the entry of an order for relief in an involuntary case under any such law, (2) consents to the appointment of or taking possession by a receiver, liquidator, assignee, custodian, trustee, sequestrator or similar official of the Issuer, the Guarantor or any Significant Subsidiary, or for all or substantially all of the property and assets of the Issuer, the Guarantor or any Significant Subsidiary, or (3) effects any general assignment for the benefit of creditors;
- (i) The Guarantor ceases to control, directly or indirectly, at least 51% of the voting power of the Voting Stock of the Issuer or makes a change in the equity ownership of the Issuer contrary to provisions of “— Certain Covenants — Ownership of Issuer”; and
- (j) the Guarantor denies or disaffirms its obligations under the Guarantee or, the Guarantee is determined to be (wholly or partially) unenforceable or invalid or shall for any reason cease to be in full force and effect.

If an Event of Default (other than an Event of Default specified in clause (g) or (h) above) occurs and is continuing under the Indenture, the Trustee or the Holders of at least 25% in aggregate principal amount of the Notes, then outstanding, by written notice to the Issuer (and to the Trustee if such notice is given by the Holders), may, and the Trustee at the request of such Holders (the Trustee having been pre-funded and/or secured and/or indemnified to its satisfaction by such Holders) shall, declare the principal of, premium, if any, and accrued and unpaid interest on the Notes to be immediately due and payable. Upon a declaration of acceleration, such principal of, premium, if any, and accrued and unpaid interest shall be immediately due and payable. If an Event of Default specified in clause (g) or (h) above occurs, the principal of, premium, if any, and accrued and unpaid interest on the Notes then outstanding shall automatically become and be immediately due and payable without any declaration or other act on the part of the Trustee or any Holder.

The Holders of at least a majority in principal amount of the outstanding Notes by written notice to the Issuer and to the Trustee may on behalf of all Holders waive all past defaults and rescind and annul a declaration of acceleration and its consequences if:

- (a) all existing Events of Default, other than the non-payment of the principal of, premium, if any, and interest on the Notes that have become due solely by such declaration of acceleration, have been cured or waived; and
- (b) the rescission would not conflict with any judgment or decree of a court of competent jurisdiction.

Upon such waiver, the Default will cease to exist, and any Event of Default arising therefrom will be deemed to have been cured, but no such waiver will extend to any subsequent or other Default or impair any right consequent thereon.

If an Event of Default occurs and is continuing, the Trustee may (but shall not be obligated to) pursue, in its own name or as trustee of an express trust, any available remedy by proceeding at law or in equity to collect the payment of principal of and interest on the Notes or to enforce the performance of any provision of the Notes or the Indenture. The Trustee may maintain a proceeding even if it does not possess any of the Notes or does not produce any of them in the proceeding.

The Holders of at least a majority in aggregate principal amount of the outstanding Notes may direct the time, method and place of conducting any proceeding for any remedy available to the Trustee or exercising any trust or power conferred on the Trustee. However, the Trustee may refuse to follow any direction that conflicts with law or the Indenture that may involve the Trustee in any personal liability, or that the Trustee determines in good faith may be unduly prejudicial to the rights of Holders not joining in the giving of such direction and may take any other action it deems proper that is not inconsistent with any such direction received from Holders. A Holder may not pursue any remedy with respect to the Indenture or the Notes unless:

- (1) the Holder has previously given the Trustee written notice of a continuing Event of Default;
- (2) the Holders of at least 25% in aggregate principal amount of outstanding Notes make a written request to the Trustee to pursue the remedy;
- (3) such Holder or Holders provide the Trustee with pre-funding and / or indemnity and / or security satisfactory to the Trustee against any costs, liability or expense to be incurred in compliance with such request;
- (4) the Trustee does not comply with the request within 60 days after receipt of the request and the pre-funding and / or indemnity and / or security; and
- (5) during such 60-day period, the Holders of a majority in aggregate principal amount of the outstanding Notes do not give the Trustee a direction that is inconsistent with the request.

However, such limitations do not apply to the right of any Holder to receive payment of the principal of, premium, if any, or interest on, such Note or to bring suit for the enforcement of any such payment, on or after the due date expressed in the Notes, which right shall not be impaired or affected without the consent of the Holder.

Consolidation, Merger and Sale of Assets

Neither the Issuer nor the Guarantor will consolidate with or merge with or into, or convey, transfer or lease all or substantially all of its assets to, any person, unless:

- (1) the resulting, surviving or transferee person (the “Successor”) will be a person organized and existing under the laws of India, The Netherlands, the United States of America, any State thereof or the District of Columbia, or any other country that is a member country of the European Union or of the Organization for Economic Co-operation and Development on the

date of the Indenture, and the Successor will expressly assume, by a supplemental indenture to the Indenture, executed and delivered to the Trustee, all the obligations of the Issuer or the Guarantor, as the case may be, under the Notes (in the case of the Issuer), the Guarantee (in the case of the Guarantor) and the Indenture;

- (2) the Successor, if not organized and existing under the laws of the jurisdiction of incorporation of the Issuer or the Guarantor, undertakes, in such supplemental indenture, to pay such additional amounts in respect of principal (and premium, if any) and interest as may be necessary in order that every net payment receivable in respect of the Notes after deduction or withholding for or on account of any present or future tax, duty, assessment or other governmental charge imposed by such other country or any political subdivision or taxing authority thereof or therein will not be less than the amount of principal (and premium, if any) and interest then due and payable on the notes, subject to the same exceptions set forth under “— Additional Amounts”;
- (3) immediately after giving effect to such transaction, no Default or Event of Default will have occurred and be continuing; and
- (4) the Issuer or Guarantor will have delivered to the Trustee an Officers’ Certificate and an Opinion of Counsel, each stating that such consolidation, merger or transfer and such supplemental indenture, if any, comply with the Indenture.

Defeasance

Defeasance and Discharge

The Indenture will provide that the Issuer and the Guarantor will be deemed to have paid and will be discharged from any and all obligations in respect of the Notes on the 183rd day after the deposit referred to below, and the provisions of the Indenture will no longer be in effect with respect to the Notes (except for, among other matters, certain obligations to register the transfer or exchange of the Notes, to replace stolen, lost or mutilated Notes, to maintain paying agencies and to hold monies for payment in trust) if, among other things:

- (a) the Issuer or the Guarantor has (1) deposited with the Trustee, in trust, money or euro-denominated European Government Obligations that through the payment of interest and principal in respect thereof in accordance with their terms will provide money in an amount sufficient to pay the principal of, premium, if any, and accrued interest on the Notes on the Stated Maturity of such payments in accordance with the terms of the Indenture and the Notes and (2) delivered to the Trustee an Opinion of Counsel or a certificate of an internationally recognized firm of independent accountants to the effect that the amount deposited by the Issuer or the Guarantor is sufficient to provide payment for the principal of, premium, if any, and accrued interest on, the Notes on the Stated Maturity of such payment in accordance with the terms of the Indenture;
- (b) the Issuer or the Guarantor has delivered to the Trustee (1) either (x) an Opinion of Counsel from a firm of recognized international standing with respect to U.S. federal tax laws which is

based on a change in applicable U.S. federal income tax law occurring after the Original Issue Date to the effect that beneficial owners will not recognize income, gain or loss for U.S. federal income tax purposes as a result of the Issuer's exercise of its option under this "Defeasance and Discharge" provision and will be subject to U.S. federal income tax on the same amounts and in the same manner and at the same times as would have been the case if such deposit, defeasance and discharge had not occurred or (y) a ruling directed to the Trustee received from the U.S. Internal Revenue Service to the same effect as the aforementioned Opinion of Counsel, and (2) an Opinion of Counsel from a firm of recognized international standing to the effect that the creation of the defeasance trust does not violate the Investment Company Act and after the passage of 123 days following the deposit, the trust fund will not be subject to the effect of Section 547 of the United States Bankruptcy Code or Section 15 of the New York Debtor and Creditor Law; and

- (c) immediately after giving effect to such deposit on a pro forma basis, no Event of Default, or event that after the giving of notice or lapse of time or both would become an Event of Default, shall have occurred and be continuing on the date of such deposit or during the period ending on the 183rd day after the date of such deposit, and such defeasance shall not result in a breach or violation of or constitute a default under, any other agreement or instrument to which the Issuer, the Guarantor or any Significant Subsidiary is a party or by which the Issuer, the Guarantor or any Significant Subsidiary is bound.

In the case of either discharge or defeasance, the Guarantee will terminate.

Defeasance of Certain Covenants

The Indenture further will provide that with respect to the other events set forth in such clause, clause (d) under "— Events of Default" with respect to such other covenants and clauses (e) and (f) under "— Events of Default" shall be deemed not to be Events of Default upon, among other things, the deposit with the Trustee, in trust, of money, euro-denominated European Government Obligations or a combination thereof that through the payment of interest and principal in respect thereof in accordance with their terms will provide money in an amount sufficient to pay the principal of, premium, if any, and accrued interest on the Notes on the Stated Maturity of such payments in accordance with the terms of the Indenture and the Notes, the satisfaction of the provisions described in clause (b)(2) of the preceding paragraph and the delivery by the Issuer to the Trustee of an Opinion of Counsel from a firm of recognized international standing with respect to U.S. federal income tax matters to the effect that beneficial owners of the Notes will not recognize income, gain or loss for U.S. federal income tax purposes as a result of such deposit and defeasance of certain covenants and Events of Default and will be subject to U.S. federal income tax on the same amounts and in the same manner and at the same times as would have been the case if such deposit and defeasance had not occurred.

Defeasance and Certain Other Events of Default

In the event the Issuer exercises its option to omit compliance with certain covenants and provisions of the Indenture with respect to the Notes as described in the immediately preceding paragraph and the Notes are declared due and payable because of the occurrence of an Event of Default that remains

applicable, the amount of money and/or euro-denominated European Government Obligations on deposit with the Trustee will be sufficient to pay amounts due on the Notes at the time of their Stated Maturity but may not be sufficient to pay amounts due on the Notes at the time of the acceleration resulting from such Event of Default. However, the Issuer and the Guarantor will remain liable for such payments.

Amendments and Waiver

Amendments Without Consent of Holders

The Indenture may be amended, without the consent of any Holder, to:

- (a) cure any ambiguity, defect, omission or inconsistency in the Indenture or the Notes, *provided* that any such amendment may not adversely affect the interests of the Holders;
- (b) comply with the provisions described under “— Consolidation, Merger and Sale of Assets;”
- (c) evidence and provide for the acceptance of appointment by a successor Trustee;
- (d) provide for the issuance of Additional Notes in accordance with the limitations set forth in the Indenture;
- (e) pledge collateral to secure the Notes or the Guarantee and create or register Liens on any such collateral;
- (f) in any other case where a supplemental indenture to the Indenture is required or permitted to be entered into pursuant to the provisions of the Indenture without the consent of any Holder;
- (g) effect any changes to the Indenture in a manner necessary to comply with the procedures of Euroclear or Clearstream;
- (h) make any other change that does not materially and adversely affect the rights of any Holder;
or
- (i) conform the text of the Indenture, the Notes or the Guarantee to any provision of this “Description of the Euro Notes and Guarantee” to the extent that such provision in this “Description of the Euro Notes and Guarantee” was intended to be a verbatim recitation of a provision in the Indenture, the Notes or the Guarantee.

Amendments With Consent of Holders

The Indenture may be modified or amended, and future compliance with any provision thereof may be waived, with the consent of the Holders of not less than a majority in aggregate principal amount of the

outstanding Notes; *provided, however*, that no such modification, amendment or waiver may, without the consent of each Holder affected thereby:

- (a) change the Stated Maturity of the principal of, or any installment of interest on, any Note;
- (b) reduce the principal amount of, or premium, if any, or interest on, any Note;
- (c) change the currency, time or place of payment of principal of, or premium, if any, or interest on, any Note or the Guarantee;
- (d) impair the right to institute suit for the enforcement of any payment on or after the Stated Maturity (or, in the case of a redemption, on or after the redemption date) of any Note;
- (e) reduce the above-stated percentage of outstanding Notes the consent of whose Holders is necessary to modify or amend the Indenture;
- (f) waive a default in the payment of principal of, premium, if any, or interest on the Notes;
- (g) release the Guarantor from its Guarantee, except as provided in the Indenture;
- (h) reduce the percentage or aggregate principal amount of outstanding Notes the consent of whose Holders is necessary for waiver of compliance with certain provisions of the Indenture or for waiver of certain defaults;
- (i) amend, change or modify the Guarantee in a manner that adversely affects the Holders;
- (j) reduce the amount payable upon a Change of Control Offer or change the time or manner by which a Change of Control Offer may be made or by which the Notes must be repurchased pursuant to a Change of Control Offer;
- (k) change the redemption date or the redemption price of the Notes from that stated under “— Optional Redemption” or “— Redemption for Tax Reasons;”
- (l) amend, change or modify the obligation of the Issuer or the Guarantor to pay Additional Amounts; or
- (m) amend, change or modify any provision of the Indenture or the related definitions affecting the ranking of the Notes or the Guarantee in a manner which adversely affects any Holder.

Unclaimed Money

Claims against the Issuer for the payment of principal of, premium, if any, or interest, on the Notes will become void unless presentation for payment is made as required in the Indenture within a period of six years.

No Personal Liability of Incorporators, Stockholders, Officers, Directors or Employees

No recourse for the payment of the principal of, premium, if any, or interest on any of the Notes or for any claim based thereon or otherwise in respect thereof, and no recourse under or upon any obligation, covenant or agreement of the Issuer or the Guarantor in the Indenture, or in any of the Notes or the Guarantee or because of the creation of any Indebtedness represented thereby, shall be had against any incorporator, stockholder, officer, director, employee or controlling person of the Issuer or the Guarantor or of any successor Person thereof. Each Holder, by accepting the Notes, waives and releases all such liability. The waiver and release are part of the consideration for the issuance of the Notes and the Guarantee. Such waiver may not be effective to waive liabilities under applicable law, including the U.S. federal securities laws.

Concerning the Trustee and the Agents

The Bank of New York Mellon is to be appointed as Trustee under the Indenture, The Bank of New York Mellon, London Branch is to be appointed paying agent (the “Paying Agent”) and The Bank of New York Mellon (Luxembourg) S.A. is to be appointed as registrar and transfer agent with regard to the Notes. Except during the continuance of a Default, the Trustee will not be liable, except for the performance of such duties as are specifically set forth in the Indenture. If an Event of Default has occurred and is continuing, the Trustee will use the same degree of care and skill in its exercise of the rights and powers vested in it under the Indenture as a prudent person would exercise under the circumstances in the conduct of such person’s own affairs.

The Trustee and the Paying Agent assume no responsibility for the accuracy or completeness of the information concerning the Issuer, the Guarantor or their affiliates or any other party referenced in this Offering Memorandum or for any failure of the Issuer, the Guarantor or any other party to disclose events that may have occurred or may affect the completeness or accuracy of such information.

The Trustee will be under no obligation to exercise any rights or powers conferred under the Indenture for the benefit of the holders of Notes unless such holders have offered to the Trustee pre-funding and/or indemnity and/or security satisfactory to the Trustee against any loss, liability or expense.

The Indenture contains limitations on the rights of the Trustee, should it become a creditor of the Issuer or the Guarantor, to obtain payment of claims in certain cases or to realize on certain property received by it in respect of any such claims, as security or otherwise. The Trustee is permitted to engage in other transactions with the Issuer and its Affiliates and shall not be obligated to account for any profits therefrom and no Trustee and no director or officer of any corporation being a Trustee hereof shall by reason of the fiduciary position of such Trustee be in any way precluded from making any contracts or entering into any transactions in the ordinary course of business with the Issuer or any Guarantor, or any person or body corporate directly or indirectly associated with the Issuer or any Guarantor, or from accepting the trusteeship of any other debenture stock, debentures or securities of the Issuer or any Guarantor or any person or body corporate directly or indirectly associated with the Issuer or any Guarantor, and neither the Trustee nor any such director or officer shall be accountable to the Holders or the Issuer or any Guarantor, or any person or body corporate directly or indirectly associated with the Issuer or any Guarantor, for any profit, fees, commissions, interest, discounts or share of brokerage earned, arising or resulting from any such contracts or transactions and the Trustee and any such director or officer shall also be at liberty to retain the same for its or his own benefit.

The Issuer undertakes to maintain a paying agent in a member state of the European Union that will not be obligated to withhold or deduct tax pursuant to European Council Directive 2003/48/EC or any other directive implementing the conclusions of ECOFIN Council meeting of November 26-27, 2000 on the taxation of savings income, or any law implementing or complying with, or introduced in order to conform to, such Directive or such other directive.

The Trustee shall not be responsible for the performance by any other person appointed by the Issuer in relation to the Notes and, unless notified in writing to the contrary, shall assume that the same are being duly performed. The Trustee shall not be liable to any Holders or any other person for any action taken by the Holders or the Trustee in accordance with the instructions of the Holders. The Trustee shall be entitled to rely on any written direction of the Holders which has been duly given by the Holders of the requisite principal amount of the Notes outstanding.

Book-entry; Delivery and Form

The certificates representing the Notes will be issued in fully registered form without interest coupons. Notes sold in offshore transactions in reliance on Regulation S under the Securities Act will initially be represented by one or more permanent global notes in definitive, fully registered form without interest coupons (each a “Regulation S Global Note”) and will be deposited with and registered in the name of the nominee of the common depository for the accounts of Euroclear and Clearstream.

Notes sold in reliance on Rule 144A will be represented by one or more permanent global notes in definitive, fully registered form without interest coupons (each, a “Restricted Global Note,” and, together with the Regulation S Global Notes, the “Global Notes”) and will be deposited with and registered in the name of the nominee of the common depository for the accounts of Euroclear and Clearstream.

Each Global Note (and any Notes issued for exchange therefor) will be subject to certain restrictions on transfer set forth therein as described under “Notice to Investors.”

Ownership of beneficial interests in a Global Note will be limited to persons who have accounts with Euroclear and Clearstream (“participants”) or persons who hold interests through participants. Ownership of beneficial interests in a Global Note will be shown on, and the transfer of that ownership will be effected only through, records maintained by Euroclear and Clearstream or their nominee (with respect to interests of participants) and the records of participants (with respect to interests of persons other than participants).

Investors may hold their interests in a Global Note directly through Euroclear or Clearstream, if they are participants in such systems, or indirectly through organizations that are participants in such system.

So long as the common depository for Euroclear and Clearstream, or its nominee, is the registered owner or holder of a Global Note, Euroclear and Clearstream or such nominee, as the case may be, will be considered the sole owner or holder of the Notes represented by such Global Note for all purposes under the Indenture and the Notes. No beneficial owner of an interest in a Global Note will be able to transfer that interest except in accordance with Euroclear and Clearstream’s applicable procedures, in addition to those provided for under the Indenture.

Payments of the principal of, and interest on, a Global Note will be made by the Paying Agent to the common depository, which will distribute such payments to participants in accordance with their procedures. Neither the Issuer nor the Guarantor, the Trustee nor the Paying Agent will have any responsibility or liability for any aspect of the records relating to or payments made on account of beneficial ownership interests in a Global Note or for maintaining, supervising or reviewing any records relating to such beneficial ownership interests.

The Issuer expects that Euroclear and Clearstream or their nominee, upon receipt of any payment of principal or interest in respect of a Global Note, will credit participants' accounts with payments in amounts proportionate to their respective beneficial interests in the principal amount of such Global Note as shown on the records of Euroclear and Clearstream or their nominee. The Issuer also expects that payments by participants to owners of beneficial interests in such Global Note held through such participants will be governed by standing instructions and customary practices, as is now the case with securities held for the accounts of customers registered in the names of nominees for such customers. Such payments will be the responsibility of such participants.

Transfers between participants in Euroclear and Clearstream will be effected in the ordinary way in accordance with their respective rules and operating procedures.

The Issuer expects that Euroclear and Clearstream will take any action permitted to be taken by a Holder (including the presentation of Notes for exchange as described below) only at the direction of one or more participants to whose account the Euroclear and Clearstream interests in a Global Note is credited and only in respect of such portion of the aggregate principal amount of Notes as to which such participant or participants has or have given such direction. However, if there is an Event of Default under the Notes, Euroclear and Clearstream will exchange the applicable Global Note for Certificated Notes, which it will distribute to its participants and which may be legended as set forth under the heading "Notice to Investors."

Although Euroclear and Clearstream are expected to follow the foregoing procedures in order to facilitate transfers of interests in a Global Note among participants of Euroclear and Clearstream, they are under no obligation to perform or continue to perform such procedures, and such procedures may be discontinued at any time. None of the Issuer, the Guarantor, the Trustee or the Paying Agent will have any responsibility for the performance by Euroclear or Clearstream or their respective participants or indirect participants of their respective obligations under the rules and procedures governing their operations. Indirect participants are entities with indirect access to the Euroclear or Clearstream systems such as banks, brokers, dealers and trust companies and certain other organizations that clear through or maintain a custodial relationship with a participant, either directly or indirectly.

If Euroclear and Clearstream are at any time unwilling or unable to continue as a depository for the Global Notes and a successor depository is not appointed by the Issuer within 90 days, the Issuer will issue Certificated Notes in registered form, which may bear the legend referred to under "Notice to Investors," in exchange for the Global Notes. Holders of an interest in a Global Note may receive Certificated Notes, which may bear the legend referred to under "Notice to Investors," in accordance with the Euroclear and Clearstream's rules and procedures in addition to those *provided* for under the Indenture.

The Clearing Systems

General

Euroclear and Clearstream have advised the Issuer as follows:

Euroclear and Clearstream hold securities for participating organizations and facilitate the clearance and settlement of securities transactions between their respective participants through electronic book-entry changes in accounts of such participants. Euroclear and Clearstream provide to their participants, among other things, services for safekeeping, administration, clearance and settlement of internationally-traded securities and securities lending and borrowing. Euroclear and Clearstream interface with domestic securities markets. Euroclear and Clearstream participants are financial institutions such as underwriters, securities brokers and dealers, banks, trust companies and certain other organizations. Indirect access to Euroclear or Clearstream is also available to others such as banks, brokers, dealers and trust companies that clear through or maintain a custodial relationship with a Euroclear or Clearstream participant, either directly or indirectly.

Initial Settlement

Initial settlement for the Notes will be made in immediately available funds. The Notes will be deposited on or about the issuance date of the Notes with the Trustee as custodian for, and registered in the name of a nominee of Euroclear and Clearstream. Except as described in this Offering Memorandum, beneficial interests in the Global Notes will be represented through accounts of financial institutions acting on behalf of beneficial owners as direct and indirect participants in Euroclear and Clearstream.

Except as described in this Offering Memorandum, owners of beneficial interests in the Global Notes will not be entitled to have the Notes registered in their names, will not receive or be entitled to receive physical delivery of the Notes in definitive form and will not be considered holders of the Notes under such Notes.

Investors must follow the settlement procedures applicable to conventional Eurobonds in registered form. Notes will be credited to the securities custody accounts Holders on the business day following the settlement date against payment for value on the settlement date.

Secondary Market Trading

Because the purchaser determines the place of delivery, it is important to establish at the time of trading of any Notes where both the purchaser's and seller's accounts are located to ensure that settlement can be made on the desired value date.

Secondary market trading between Euroclear participants and Clearstream participants will occur in the ordinary way in accordance with the applicable rules and operating procedures of Clearstream and Euroclear and will be settled using the procedures applicable to conventional Eurobonds in same-day funds.

Notices

All notices or demands required or permitted by the terms of the Notes or the Indenture to be given to or by the Holders are required to be in writing and may be given or served by being sent by prepaid courier or by being deposited, first-class postage prepaid, in the United States mails (if intended for the Issuer, the Guarantor, the Trustee or the Paying Agent) addressed to the Issuer, the Guarantor, the Trustee or the Paying Agent, as the case may be, at the office of each of the respective parties as specified in the Indenture, with a copy to the corporate trust office of the Trustee; and (if intended for any Holder) addressed to such Holder at such Holder's last address as it appears in the Note register.

Any such notice or demand will be deemed to have been sufficiently given or served when so sent or deposited and, if to the Holders, when delivered in accordance with the applicable rules and procedures of Euroclear and Clearstream. Any such notice shall be deemed to have been delivered on the day such notice is delivered to Euroclear and Clearstream or if by mail, when so sent or deposited.

Consent to Jurisdiction; Service of Process

The Issuer and the Guarantor will irrevocably (i) submit to the non-exclusive jurisdiction of any U.S. federal or New York state court located in the Borough of Manhattan, the City of New York in connection with any suit, action or proceeding arising out of, or relating to, the Notes, the Guarantee, the Indenture or any transaction contemplated thereby and (ii) designate and appoint Law Debenture Corporate Services Inc., currently at 400 Madison Avenue, 4th Floor, New York, New York 10017, U.S.A., for receipt of service of process in any such suit, action or proceeding.

Governing Law

Each of the Notes, the Guarantee and the Indenture provides that such instrument will be governed by, and construed in accordance with, the laws of the State of New York without giving effect to applicable principles of conflicts of law to the extent that the application of the law of another jurisdiction would be required thereby.

Definitions

Set forth below are defined terms used in the covenants and other provisions of the Indenture. Reference is made to the Indenture for other capitalized terms used in this "Description of the Euro Notes and Guarantee" for which no definition is provided.

"*Affiliate*" has the meaning ascribed to it under Rule 501(b) of Regulation D of the Securities Act.

"*Applicable Premium*" means with respect to any Note at any redemption date, the greater of (i) 1.00% of the principal amount of such Note and (ii) the excess of (A) the present value at such redemption date of (x) the principal amount of such Note on such redemption date plus (y) all required remaining scheduled interest payments due on such Note through the Maturity Date (but excluding accrued and unpaid interest to the redemption date), computed using a discount rate equal to the Comparable Government Bond Rate plus 50 basis points, over (B) the principal amount of such Note on such redemption date.

“*Average Life*” means, as of any date of determination, with respect to any Indebtedness or Preferred Stock, the quotient obtained by dividing:

- (a) the sum of the product of the numbers of years (rounded to the nearest one-twelfth of one year) from the date of determination to the dates of each successive scheduled principal payment of such Indebtedness or redemption or similar payment with respect to such Preferred Stock multiplied by the amount of such payment by
- (b) the sum of all such payments.

“*Board of Directors*” means the board of directors elected or appointed by the stockholders of the Guarantor to manage the business of the Guarantor or any committee of such board duly authorized to take the action purported to be taken by such committee.

“*Board Resolution*” means any resolution of the Board of Directors taking an action which it is authorized to take and adopted at a meeting duly called and held at which a quorum of disinterested members (if so required) was present and acting throughout or adopted by written resolution in lieu of a meeting executed by every member of the Board of Directors.

“*Business Day*” means any day which is not a Saturday, Sunday, legal holiday or other day on which banking institutions in the City of New York, London, Delhi or Amsterdam (or in any other place in which payments on the Notes are to be made) are authorized by law or governmental regulation to close, and, in relation to a transaction involving euros, any day the TARGET2 System is open.

“*Capital Stock*” means, with respect to any Person, any and all shares, interests, participations or other equivalents (however designated, whether voting or non-voting) in equity of such Person, whether outstanding on the Original Issue Date or issued thereafter, including, without limitation, all Common Stock and Preferred Stock, but excluding debt securities convertible into such equity.

“*Change of Control*” means the occurrence of one or more of the following events:

- (1) the direct or indirect sale, lease, transfer, conveyance or other disposition (other than by way of merger or consolidation), in one or a series of related transactions, of all or substantially all of the properties or assets of the Guarantor to any Person other than a Person controlled by the Promoters;
- (2) the Promoters cease to exercise control of the Guarantor;
- (3) any “person” or “group” (as such terms are used in Sections 13(d) and 14(d) of the Exchange Act), other than the Promoters, is or becomes the “beneficial owner” (as such term is used in Rule 13d-3 of the Exchange Act), directly or indirectly, of more than 35% of the total voting power of the Voting Stock of the Guarantor; or
- (4) individuals who on the Original Issue Date constituted the board of directors of the Guarantor, together with any new directors whose election to the board of directors was approved by a vote of at least two-thirds of the directors then still in office who were either directors on the Original Issue Date or whose election was previously so approved, cease for any reason to constitute a majority of the board of directors of the Guarantor then in office.

“*Change of Control Triggering Event*” means the occurrence of both a Change of Control and a Rating Decline.

“*Clearstream*” means Clearstream Banking, société anonyme, Luxembourg.

“*Code*” means the United States Internal Revenue Code of 1986, as amended.

“*Commodity Agreement*” means any commodity swap agreement, commodity cap agreement, commodity floor agreement, commodity futures agreement, commodity option agreement or any other similar agreement or arrangement, which may consist of one or more of the foregoing agreements, designed to manage commodity prices and commodity price risk.

“*Common Stock*” means, with respect to any Person, any and all shares, interests or other participations in, and other equivalents (however designated and whether voting or non-voting) of such Person’s common stock or ordinary shares, whether or not outstanding on the Original Issue Date, and includes, without limitation, all series and classes of such common stock or ordinary shares but excludes any debt securities convertible into Common Stock, whether or not such debt securities include any right of participation with Common Stock.

“*Comparable Government Bond*” means, in relation to any Comparable Government Bond Rate calculation, at the discretion of the Independent Investment Bank, a German Bundesanleihe security whose maturity is closest to the maturity of the Notes, or if such Independent Investment Bank in its discretion considers that such similar bond is not in issue, such other German Bundesanleihe security as such Independent Investment Bank may, with the advice of three brokers of, and/or market makers in, German Bundesanleihe securities selected by such Independent Investment Bank, determine to be appropriate for determining the Comparable Government Bond Rate.

“*Comparable Government Bond Rate*” means the price, expressed as a percentage (rounded to three decimal places, 0.0005 being rounded upwards), at which the gross redemption yield on the Notes, if they were to be purchased at such price on the third Business Day prior to the date fixed for redemption or the date of accelerated payment, would be equal to the gross redemption yield on such Business Day of the Comparable Government Bond on the basis of the middle market price of the Comparable Government Bond prevailing at 11:00 a.m. (London time) on such Business Day as determined by the Independent Investment Bank.

“*Control*” (including, with correlative meanings, the terms “controlling,” “controlled by” and “under common control with”), for purposes of the definition of “Change of Control” and as used in (i) under “— Events of Default”, means the possession, directly or indirectly, of the power to direct or cause the direction of the management and policies of such Person, whether through the ownership of voting securities, by contract or otherwise.

“*Currency Agreement*” means any currency swap agreement, currency cap agreement, currency floor agreement, currency futures agreement, currency option agreement or any other similar agreement or arrangement, which may consist of one or more of the foregoing agreements, designed to manage currencies and currency risk.

“*Default*” means any event that is, or after notice or passage of time or both would be, an Event of Default.

“*Disqualified Stock*” means any class or series of Capital Stock of any Person that by its terms or otherwise is (1) required to be redeemed prior to the date that is 183 days after the Stated Maturity of the Notes, (2) redeemable at the option of the holder of such class or series of Capital Stock at any time prior to the date that is 183 days after the Stated Maturity of the Notes or (3) convertible into or exchangeable for Capital Stock referred to in clause (1) or (2) above or Indebtedness having a scheduled maturity prior to the Stated Maturity of the Notes; *provided* that any Capital Stock that would not constitute Disqualified Stock but for provisions thereof giving holders thereof the right to require such Person to repurchase or redeem such Capital Stock upon the occurrence of a “change of control” occurring prior to the Stated Maturity of the Notes shall not constitute Disqualified Stock if the “change of control” provisions applicable to such Capital Stock are no more favorable to the holders of such Capital Stock than the provisions contained under “— Repurchase of Notes Upon a Change of Control Triggering Event” and such Capital Stock specifically provides that such Person will not repurchase or redeem any such stock pursuant to such provision prior to the Issuer’s repurchase of such Notes as are required to be repurchased under “— Repurchase of Notes Upon a Change of Control Triggering Event.”

“*Dollar Equivalent*” means, with respect to any monetary amount in a currency other than U.S. dollars, at any time for the determination thereof, the amount of U.S. dollars obtained by converting such foreign currency involved in such computation into U.S. dollars at the base rate for the purchase of U.S. dollars with the applicable foreign currency as quoted by the Federal Reserve Bank of New York on the date of determination.

“*Euroclear*” means Euroclear Bank S.A./N.V., as operator of the Euroclear System.

“*European Government Obligations*” means any security that is (1) a direct obligation of any country that is a member of the European Monetary Union whose long-term debt is rated “A-1” or higher by Moody’s or “A+” or higher by S&P or the equivalent rating category of another internationally recognized rating agency on the Original Issue Date, for the payment of which the full faith and credit of such country is pledged or (2) an obligation of a person controlled or supervised by and acting as an agency or instrumentality of any such country the payment of which is unconditionally guaranteed as a full faith and credit obligation by such country, which, in either case under the preceding clause (1) or (2), is not callable or redeemable at the option of the issuer thereof.

“*Exchange Act*” means the U.S. Securities Exchange Act of 1934, as amended.

“*Fair Market Value*” means the price that would be paid in an arm’s-length transaction between an informed and willing seller under no compulsion to sell and an informed and willing buyer under no compulsion to buy, as determined in good faith by the Board of Directors, whose determination shall be conclusive if evidenced by a Board Resolution.

“*Fitch*” means Fitch Inc., a subsidiary of Fimalac, S.A., and its successors.

“*GAAP*” means International Financial Reporting Standards as in effect from time to time.

“*guarantee*” means any obligation, contingent or otherwise, of any Person directly or indirectly guaranteeing any Indebtedness or other obligation of any other Person and, without limiting the generality of the foregoing, any obligation, direct or indirect, contingent or otherwise, of such Person (1) to purchase or pay (or advance or supply funds for the purchase or payment of) such Indebtedness or other obligation of such other Person (whether arising by virtue of partnership arrangements, or by agreements to keep-well, to purchase assets, goods, securities or services, to take-or-pay, or to maintain financial statement conditions or otherwise) or (2) entered into for purposes of assuring in any other manner the obligee of such Indebtedness or other obligation of the payment thereof or to protect such obligee against loss in respect thereof (in whole or in part); *provided* that the term “guarantee” shall not include endorsements for collection or deposit in the ordinary course of business. The term “guarantee” used as a verb has a corresponding meaning.

“*Hedging Obligation*” of any Person means the obligations of such Person pursuant to any Commodity Agreement, Currency Agreement or Interest Rate Agreement.

“*Holder*” means the Person in whose name a Note is registered in the Note register.

“*Incur*” means, with respect to any Indebtedness or Capital Stock, to incur, create, issue, assume, guarantee or otherwise become liable for or with respect to, or become responsible for, the payment of, contingently or otherwise, such Indebtedness or Capital Stock; *provided* that the accretion of original issue discount shall not be considered an Incurrence of Indebtedness. The terms “Incurrence,” “Incurred” and “Incurring” have meanings correlative with the foregoing.

“*Indebtedness*” means, with respect to any Person at any date of determination (without duplication):

- (1) all indebtedness of such Person for borrowed money;
- (2) all obligations of such Person evidenced by bonds, debentures, notes or other similar instruments;
- (3) all obligations of such Person in respect of letters of credit, bankers’ acceptances or other similar instruments;
- (4) all Indebtedness of other Persons secured by a Lien on any asset of such Person, whether or not such Indebtedness is assumed by such Person; *provided* that the amount of such Indebtedness shall be the lesser of (A) the Fair Market Value of such asset at such date of determination and (B) the amount of such Indebtedness;
- (5) all Indebtedness of other Persons guaranteed by such Person to the extent such Indebtedness is guaranteed by such Person;
- (6) to the extent not otherwise included in this definition, Hedging Obligations; and
- (7) all Disqualified Stock issued by such Person valued at the greater of its voluntary or involuntary liquidation preference and its maximum fixed repurchase or redemption price plus accrued dividends.

For the avoidance of doubt, a mandatory put option granted to a Person that obligates the Issuer, the Guarantor or any Significant Subsidiary to repurchase the Capital Stock of any Significant Subsidiary or any other Person shall be deemed to be “Indebtedness.”

“*Independent Investment Bank*” means an investment bank of recognized standing that is a primary dealer in German Bundesanleihe securities, selected by the Guarantor in good faith.

“*Indian Rupees*” means the legal currency of India.

“*Interest Rate Agreement*” means any interest rate swap agreement, interest rate cap agreement, interest rate floor agreement, interest rate futures agreement, interest rate option agreement or any other similar agreement or arrangement, which may consist of one or more of the foregoing agreements, designed to manage interest rates and interest rate risk.

“*Investment Company Act*” means the U.S. Investment Company Act of 1940, as amended.

“*Investment Grade*” means a rating of “AAA,” “AA,” “A” or “BBB,” as modified by a “+” or “-” indication, or an equivalent rating representing one of the four highest overall rating categories, by S&P or any of its successors or assigns or a rating of “Aaa,” “Aa,” “A” or “Baa,” as modified by a “1,” “2” or “3” indication, or an equivalent rating representing one of the four highest overall rating categories, by Moody’s, or any of its successors or assigns or assigns; a rating of BBB- or better by Fitch, or any of its successors or assigns; or the equivalent ratings of any internationally recognized rating agency or agencies, as the case may be, which will have been designated by the Guarantor as having been substituted for S&P or Fitch or both, as the case may be.

“*Lien*” means any mortgage, pledge, security interest, encumbrance, lien or charge of any kind (including, without limitation, any conditional sale or other title retention agreement or lease in the nature thereof or any agreement to create any mortgage, pledge, security interest, lien, charge, easement or encumbrance of any kind).

“*Moody’s*” means Moody’s Investors Services, Inc. and its successors.

“*Offer to Purchase*” means an offer to purchase the Notes by the Issuer from the Holders commenced by the Issuer mailing a notice by first class mail, postage prepaid, to the Trustee, the Paying Agent and each Holder at its last address appearing in the Note register stating:

- (1) the provision of the Indenture pursuant to which the offer is being made and that all Notes validly tendered will be accepted for payment on a *pro rata* basis;
- (2) the purchase price and the date of purchase (which shall be a Business Day no earlier than 30 days nor later than 60 days from the date such notice is mailed) (the “Offer to Purchase Payment Date”);
- (3) that any Note not tendered will continue to accrue interest pursuant to its terms;
- (4) that, unless the Issuer defaults in the payment of the purchase price, any Note accepted for payment pursuant to the Offer to Purchase shall cease to accrue interest on and after the Offer to Purchase Payment Date;

- (5) that Holders electing to have a Note purchased pursuant to the Offer to Purchase will be required to surrender the Note, together with the form entitled “Option of the Holder to Elect Purchase” on the reverse side of the Note completed, to the Paying Agent at the address specified in the notice prior to the close of business on the Business Day immediately preceding the Offer to Purchase Payment Date;
- (6) that Holders will be entitled to withdraw their election if the Paying Agent receives, not later than the close of business on the third Business Day immediately preceding the Offer to Purchase Payment Date, a facsimile transmission or letter setting forth the name of such Holder, the principal amount of Notes delivered for purchase and a statement that such Holder is withdrawing his election to have such Notes purchased; and
- (7) that Holders whose Notes are being purchased only in part will be issued new Notes equal in principal amount to the unpurchased portion of the Notes surrendered; *provided* that each Note purchased and each new Note issued shall be in a principal amount of €100,000 or integral multiples of €1,000 in excess thereof.

On the Offer to Purchase Payment Date, the Issuer shall (a) accept for payment on a *pro rata* basis Notes or portions thereof tendered pursuant to an Offer to Purchase; (b) deposit with the Paying Agent money sufficient to pay the purchase price of all Notes or portions thereof so accepted; and (c) deliver, or cause to be delivered, to the Trustee all Notes or portions thereof so accepted together with an Officers’ Certificate specifying the Notes or portions thereof accepted for payment by the Issuer. The Paying Agent shall promptly mail to the Holders of Notes so accepted payment in an amount equal to the purchase price, and the Trustee shall promptly authenticate and mail to such Holders a new Note equal in principal amount to any unpurchased portion of the Note surrendered; *provided* that each Note purchased and each new Note issued shall be in a principal amount of €100,000 or integral multiples of €1,000 in excess thereof. The Issuer will publicly announce the results of an Offer to Purchase as soon as practicable after the Offer to Purchase Payment Date. The Issuer will comply with Rule 14e-1 under the Exchange Act and any other securities laws and regulations to the extent such laws and regulations are applicable, in the event that the Issuer is required to repurchase Notes pursuant to an Offer to Purchase.

The materials used in connection with an Offer to Purchase are required to contain or incorporate by reference information concerning the business of the Issuer and the Guarantor which the Issuer in good faith believes will assist such Holders to make an informed decision with respect to the Offer to Purchase, including a brief description of the events requiring the Issuer to make the Offer to Purchase, and any other information required by applicable law to be included therein. The offer is required to contain all instructions and materials necessary to enable such Holders to tender Notes pursuant to the Offer to Purchase.

“*Officer*” means one of the executive officers of the Issuer or, in the case of the Guarantor, one of the executive officers of the Guarantor.

“*Officers’ Certificate*” means a certificate signed by two Officers.

“*Opinion of Counsel*” means a written opinion from legal counsel acceptable to the Trustee, addressed to the Trustee, in form and substance acceptable to the Trustee, and that meets the requirements of the Indenture.

“*Original Issue Date*” means the date on which the Notes are originally issued under the Indenture.

“*Permitted Liens*” means:

- (1) any Lien existing on the date of the Indenture, any Lien pursuant to any agreement or instrument existing on the date of the Indenture; and any extension, renewal or replacement of any such Lien or any other Permitted Lien, provided, however, that the principal amount of any Indebtedness secured by any such Lien is not *increased* as a result thereof;
- (2) any Lien on any property or assets (including Capital Stock of any person) securing Indebtedness incurred solely for purposes of financing the acquisition, lease, construction or improvement (including all costs, expenses and other liabilities incurred in connection with such acquisition, construction or improvement thereof, as well as with the development, fitting-out and/or obtaining of any performance or other bond required to be posted in connection therewith) of such property or assets after the date of the Indenture; provided that (a) the aggregate principal amount of Indebtedness secured by such Lien will not exceed (but may be less than) the cost of the property or assets so acquired, leased, constructed or improved, (b) the Lien is limited to property or assets (including Capital Stock of any project entity), and/or revenues of such project, and (c) the Lien is incurred before, or within 365 days after the completion of, such acquisition, lease, construction or improvement and does not encumber any other property or assets (plus improvements, accessions, proceeds or dividends or distributions in respect thereof) of the Issuer, the Guarantor or any Significant Subsidiary; and provided, further, that to the extent that the property or asset acquired is Capital Stock, the Lien also may encumber other property or assets of the person so acquired;
- (3) any Lien existing on any property or assets of any person before that person’s acquisition (in whole or in part) by, merger into or consolidation with the Guarantor or any Subsidiary after the date of the Indenture or that person becomes a Significant Subsidiary; provided that such Lien is not created in contemplation of or in connection with such acquisition, merger, consolidation or such person becoming a Significant Subsidiary and such Lien is limited to all or part of the same property or assets (plus improvements, accessions, proceeds or dividends or distributions in respect thereof) that secured the obligations to which such Lien relates;
- (4) statutory and common law Liens of landlords and carriers, warehousemen, mechanics, suppliers, repairmen or other similar Liens arising in the ordinary course of business and with respect to amounts not yet delinquent or being contested in good faith by appropriate legal or administrative proceedings promptly instituted and diligently conducted and for which a reserve or other appropriate provision, if any, as shall be required in conformity with GAAP shall have been made;
- (5) any pledge, guarantee or deposit made in connection with any tax, civil or labor contingency or any administrative proceedings (whether in or out of court), any pledge, guarantee or deposit in respect of any proceeding being contested in good faith to which the Guarantor, the Issuer or any Significant Subsidiary is a party, good faith deposits, guarantees or pledges in connection with bids, tenders, contracts (other than for the payment of Indebtedness) or leases to which the Guarantor, the Issuer or any Significant Subsidiary is a party or deposits, pledges or guarantees for the payment of rent, in each case made in the ordinary course of business;

- (6) any Lien in favor of issuers of surety, judgment, performance or similar bonds or letters of credit issued pursuant to the request of and for the account of the Guarantor, the Issuer or any Significant Subsidiary in the ordinary course of business;
- (7) any Lien securing taxes, assessments or other governmental charges or levies, the payment of which are not yet due or are being contested in good faith by appropriate proceedings and for which such reserves or other appropriate provisions, if any, have been established as required by GAAP;
- (8) minor defects, easements, rights-of-way, restrictions and other similar encumbrances incurred in the ordinary course of business and encumbrances consisting of zoning restrictions, licenses, restrictions on the use of property or assets or minor imperfections in title that do not materially impair the value or use of the property or assets affected thereby, and any leases and subleases of real property that do not interfere with the ordinary conduct of the business of the Guarantor, the Issuer or any Significant Subsidiary, and which are made on customary and usual terms applicable to similar properties;
- (9) any rights of set-off or netting of any person with respect to any deposit account (or similar arrangement) of the Guarantor, the Issuer or any Significant Subsidiary arising in the ordinary course of business;
- (10) any Lien securing Hedging Obligations so long as such Hedging Obligations are entered into for bona fide, non-speculative purposes;
- (11) any encumbrance or restriction (including, but not limited to, put and call arrangements) with respect to Capital Stock of any joint venture or similar arrangement pursuant to any joint venture or similar agreement, as long as such joint venture does not constitute a Significant Subsidiary;
- (12) any Lien securing Indebtedness incurred solely for the purpose of financing the acquisition, purchase or lease of equipment in the ordinary course of business;
- (13) any Indebtedness for money borrowed that is denominated in Indian Rupees, Sri Lankan Rupees, Bangladeshi Taka or the currency of any country in Africa where the Guarantor or its Subsidiaries operate;
- (14) Liens created or arising by operation of law or created in the ordinary course of business;
- (15) Liens incurred or deposits made in the ordinary course of business in connection with workers' compensation, unemployment insurance and other types of social security;
- (16) Liens in favor of the Issuer, Guarantor or any Significant Subsidiary;
- (17) attachment, judgment and other similar Liens arising in connection with court proceedings which are effectively stayed while the underlying claims are being contested in good faith by appropriate proceedings;

- (18) Liens on any property or assets of the Issuer, Guarantor or any Significant Subsidiary in favor of any government or any subdivision thereof, securing the obligations of the Issuer, Guarantor or any Significant Subsidiary under any contract or payment owed to such government entity pursuant to applicable laws, rules, regulations or statutes;
- (19) any renewal or extension of any of the Liens described in the foregoing clauses which is limited to the original property or assets covered thereby;
- (20) Liens securing Permitted Refinancing Indebtedness Incurred to Refinance secured Indebtedness, provided that such Liens do not extent to cover any property or assets of the Guarantor or any Subsidiary of the Guarantor other than the property or assets securing the Indebtedness being refinanced.
- (21) Liens in respect of Indebtedness with respect to which the Issuer, the Guarantor or any Significant Subsidiary has paid money or deposited money or securities with a trustee or depositary to pay or discharge in full the obligations of the Issuer, the Guarantor and its Subsidiaries in respect thereof (other than the obligations that such money or securities so paid or deposited, and the proceeds therefrom, be sufficient to pay or discharge such obligations in full); and
- (22) other Liens securing Indebtedness of the Guarantor or any Subsidiary of the Guarantor in an aggregate principal amount outstanding at any time not to exceed an amount equal to 15.0% of Total Assets.

“*Permitted Refinancing Indebtedness*” means any Indebtedness that Refinances any other Indebtedness, including any successive Refinancings, so long as:

- (a) such Indebtedness is in an aggregate principal amount (or if Incurred with original issue discount, an aggregate issue price) not in excess of the sum of:
 - (1) the aggregate principal amount (or if Incurred with original issue discount, the aggregate accreted value) then outstanding of the Indebtedness being Refinanced; and
 - (2) an amount necessary to pay any fees and expenses, including premiums and defeasance costs, related to such Refinancing;
- (b) the Average Life of such Indebtedness is equal to or greater than the Average Life of the Indebtedness being Refinanced;
- (c) the Stated Maturity of such Indebtedness is no earlier than the Stated Maturity of the Indebtedness being Refinanced; and
- (d) the new Indebtedness shall not be senior in right of payment to the Indebtedness that is being Refinanced.

“*Preferred Stock*” as applied to the Capital Stock of any Person means Capital Stock of any class or classes that by its terms is preferred as to the payment of dividends, or as to the distribution of assets upon any voluntary or involuntary liquidation or dissolution of such Person, over any other class of Capital Stock of such Person.

“*Promoter*” means any or all of the following:

- (1) Bharti Telecom Limited and Indian Continent Investment Limited and their affiliates;
- (2) any Affiliate (other than an Affiliate as defined in clause (ii) or (iii) of the definition of “Affiliate”) of the Person specified in clause (1) of this definition; and
- (3) any Person both the Capital Stock and the Voting Stock of which (or in the case of a trust, the beneficial interests in which) are owned 80% or more by one or more Persons specified in clauses (1) and (2) of this definition.

“*Rating Agencies*” means (1) S&P and (2) Moody’s, (3) Fitch, and (4) if one or more of S&P, Moody’s or Fitch shall not make a rating of the Notes publicly available, one or more “nationally recognized statistical rating organizations,” as the case may be, within the meaning of Rule 15c3-1(c)(2)(iv)(F) under the Exchange Act, selected by the Guarantor, which will be substituted for S&P, Moody’s or Fitch or any combination thereof, as the case may be.

“*Rating Category*” means (i) with respect to S&P, any of the following categories: “BB,” “B,” “CCC,” “CC,” “C” and “D” (or equivalent successor categories); (ii) with respect to Moody’s, any of the following categories: “Ba,” “B,” “Caa,” “Ca,” “C” and “D” (or equivalent successor categories); (iii) with respect to Fitch, any of the following categories: “BB,” “B,” “Caa,” “Ca,” “C” and “D” (or equivalent successor categories); and (iv) the equivalent of any such category of S&P or Moody’s used by another Rating Agency. In determining whether the rating of the Notes has decreased by one or more gradations, gradations within Rating Categories (“+” and “-” for S&P; “1,” “2” and “3” for Moody’s; or the equivalent gradations for another Rating Agency) shall be taken into account (e.g., with respect to S&P, a decline in a rating from “BB+” to “BB,” as well as from “BB-” to “B+,” will constitute a decrease of one gradation).

“*Rating Date*” means in connection with a Change of Control Triggering Event, that date which is 90 days prior to the earlier of (x) a Change of Control and (y) a public notice of the occurrence of, or the intention by the Guarantor or any other Person or Persons to effect, a Change of Control.

“*Rating Decline*” means, in connection with a Change of Control Triggering Event, the occurrence on or within six months after the date of, or the date of the public notice of the occurrence of, a Change of Control or the intention by the Guarantor or any other Person or Persons to effect a Change of Control (which period will be extended so long as the rating of the Notes is under publicly announced consideration for possible downgrade by any of the Rating Agencies) of any of the events listed below associated with the Change of Control:

- (a) if the Notes are rated by any Rating Agency on the Rating Date as Investment Grade, the rating of the Notes by such Rating Agency shall be decreased to below Investment Grade; or

- (b) if the Notes are rated below Investment Grade by any Rating Agency on the Rating Date, the rating of the Notes by such Rating Agency shall be decreased by one or more gradations (including gradations within Rating Categories as well as between Rating Categories).

“*Refinance*” means, in respect of any Indebtedness, to refinance, extend, renew, refund, repay, prepay, repurchase, redeem, defease or retire, or to issue other Indebtedness, in exchange for or replacement of, such Indebtedness. “*Refinanced*” and “*Refinancing*” shall have correlative meanings.

“*S&P*” means Standard & Poor’s Ratings Services and its successors.

“*Securities Act*” means the U.S. Securities Act of 1933, as amended.

“*Significant Subsidiary*” means any Subsidiary of the Guarantor (excluding the Issuer) which, at the time of determination, (a) had assets which, as of the date of the Guarantor’s most recent quarterly consolidated balance sheet, constituted at least 10% of the Guarantor’s total consolidated assets as of such date or (b) had revenues for the 12 month period ending on the date of the Guarantor’s most recent consolidated statement of income which constituted at least 10% of the Guarantor’s revenues on a consolidated basis for such period, determined in each case in accordance with GAAP. At the Original Issue Date, the Guarantor’s Significant Subsidiaries will be Bharti Infratel Limited and Airtel Networks Limited.

“*Stated Maturity*” means, (1) with respect to any Indebtedness, the date specified in such debt security as the fixed date on which the final installment of principal of such Indebtedness is due and payable as set forth in the documentation governing such Indebtedness and (2) with respect to any scheduled installment of principal of or interest on any Indebtedness, the date specified as the fixed date on which such installment is due and payable as set forth in the documentation governing such Indebtedness.

“*Subsidiary*” means with respect to any Person, any corporation, association or other business entity of which more than 50% of the voting power of the outstanding Voting Stock is owned, directly or indirectly, by such Person and one or more other Subsidiaries of such Person.

“*TARGET2 System*” means the Trans-European Automated Real-Time Gross Settlement Express Transfer (TARGET 2) System or any successor thereto.

“*Total Assets*” means, as of any date of determination, the total consolidated assets recorded in the Guarantor’s most recent quarterly consolidated financial statements prepared in accordance with GAAP.

“*Trade Payables*” means, with respect to any Person, any accounts payable or any other indebtedness or monetary obligation to trade creditors created, assumed or guaranteed by such Person or any of its Subsidiaries arising in the ordinary course of business in connection with the acquisition of goods or services and payable within 90 days.

“*Voting Stock*” means, with respect to any Person, Capital Stock of any class or kind ordinarily having the power to vote for the election of directors, managers or other voting members of the governing body of such Person.

INDIAN GOVERNMENT FILINGS/APPROVALS

Under the FEMA Guarantees Regulations, an Indian company can provide a guarantee on behalf of its non-Indian wholly owned subsidiaries or joint ventures if it is in connection with its business and provided that it is in compliance with the FEMA ODI Regulations.

The primary exchange control legislation in India is the Foreign Exchange Management Act, 1999 (“FEMA”). Pursuant to FEMA, the central government and the RBI have promulgated various regulations, rules, circulars and press notes in connection with various aspects of foreign exchange control. The Foreign Exchange Management (Transfer or Issue of any Foreign Security) Regulations, 2004 (as amended, the “FEMA ODI Regulations”), the Foreign Exchange Management (Guarantees) Regulations, 2000 (as amended, the “FEMA Guarantees Regulations”) as well as the provisions of the RBI’s Master Circulars on Direct Investment by Residents in Joint Venture (“JV”) / Wholly Owned Subsidiary Abroad (“WOS”) that are periodically updated by the RBI, with the latest master circular dated July 1, 2013 and updated as on February 7, 2014 (“Master Circular”) are the primary regulations governing overseas direct investments outside India by Indian residents as well as issuances of guarantees by Indian companies in favor of their overseas subsidiaries.

Under the FEMA Guarantees Regulations, an Indian company can provide a guarantee on behalf of its non-Indian wholly owned subsidiaries or joint ventures if it is in connection with its business and provided that it is in compliance with the FEMA ODI Regulations. Pursuant to the FEMA ODI Regulations and the Master Circular, an Indian company is permitted to provide a guarantee on behalf of its non-Indian wholly owned subsidiaries or joint ventures without the prior approval of the RBI (under the “Automatic Route”), subject to certain conditions including, without limitation: such Indian company’s total financial commitment does not exceed 100% of its net worth (being the aggregate of the paid-up capital and free reserves) set forth in its last audited balance sheet at the time of issuance of any such guarantee.

For purposes of the FEMA ODI Regulations, “total financial commitment” includes the aggregate of *“(a) 100% of the amount of equity shares, (b) 100% of the amount of compulsorily and mandatorily convertible preference shares, (c) 100% of the amount of other preference shares, (d) 100% of the amount of loan, (e) 100% of the amount of guarantee (other than performance guarantee) issued by the Indian party, (f) 100% of the amount of bank guarantees issued by a resident bank on behalf of JV or WOS of the Indian party provided the bank guarantee is backed by a counter guarantee / collateral by the Indian company, and (g) 50% of the amount of performance guarantee issued by the Indian party provided that the outflow on account of invocation of performance guarantee results in the breach of the limit of the financial commitment in force, prior permission of the Reserve Bank is to be obtained before executing remittance beyond the limit prescribed for the financial commitment.”*

Pursuant to a circular dated January 3, 2014, the RBI decided not to treat, reckon the renewal, rollover of an existing original guarantee which is part of the total commitment of the Indian company as a fresh “financial commitment” subject to the following conditions:

- a. the existing / original guarantee was issued in terms of the then extant / prevailing FEMA guidelines;

- b. there is no change in the end use of the guarantee, that is, the facilities availed by the JV / WOS / step down subsidiary;
- c. there is no change in any of the terms and conditions, including the amount of the guarantee except the validity period;
- d. the reporting of the rolled over guarantee would be done as a fresh financial commitment in Part II of Form ODI, as hitherto; and
- e. if the Indian company is under investigation by any investigation / enforcement agency or regulatory body, the concerned agency / body shall be kept informed about the same.

In case the above conditions are not met, the Indian party shall obtain prior approval of the RBI for the rollover / renewal of the existing guarantee through the designated authorized dealer bank.

In addition to the above, the Indian company (which is providing the guarantee outside India) should not be on the RBI's exporters' caution list or list of defaulters to the system circulated by specified entities or is under investigation by any investigative or enforcement agency or regulatory body. In order to meet the requirement of the Automatic Route, the guarantees must specify a maximum amount and duration of the guarantee upfront i.e. no guarantee can be open-ended or unlimited. The Indian company may extend the guarantee only to a joint venture or non-Indian wholly-owned subsidiaries in which it has equity participation.

Indian companies are permitted to issue corporate guarantees on behalf of their first level step down operating joint venture or wholly owned subsidiary set up by their joint venture or wholly owned subsidiary operating as a Special Purpose Vehicle ("SPV") under the Automatic Route, subject to the condition that the financial commitment of the Indian company is within the existing limit for overseas direct investment. Irrespective of whether the direct subsidiary is an operating company or a SPV, the Indian promoter entity may extend corporate guarantees on behalf of the first generation step down operating company under the Automatic Route. Further, the issuance of corporate guarantees on behalf of second generation or subsequent level step down operating subsidiaries will be considered under the Approval Route, provided the Indian company directly or indirectly holds a 51% or greater interest in the overseas subsidiary for which such guarantee is intended to be issued.*

* Please note that the terms "first level step down," "first generation step down" and "second generation or subsequent level step down" remain undefined under FEMA, the FEMA Guarantees Regulations, the FEMA ODI Regulations and the Master Circular. However, generally a "first-level step down" or "first generation step down" subsidiary may be the subsidiary of a direct joint venture or wholly owned subsidiary of the Indian company. This would imply that the direct joint venture or wholly owned subsidiary is at level "zero" and the "step-down" subsidiary or "step down" operating company of the joint venture or wholly owned subsidiary may be treated as a "first-level step down" or "first generation step down" subsidiary. Hence the entity below the "first-level step down" or "first generation step down" subsidiary would be considered a "second generation or subsequent level step down" subsidiary.

A prior approval for granting the Guarantee has been obtained by the Guarantor from the RBI, which is subject to the terms of the FEMA ODI Regulations and the conditions mentioned therein. The Guarantor has complied with all such requirements as prescribed under FEMA ODI Regulations, the approval from RBI and the Master Circular with respect to the issuance of the Guarantee and therefore, the Guarantor is authorized to issue the Guarantee as set out in the Indenture.

Any breach of any of the conditions set out in the approvals from RBI may result in penalties being levied on the Guarantor and may also impact the enforceability of the Guarantee.

Following the issue of the Guarantee, the Guarantor will be required to disclose certain terms of the Guarantee to the RBI, in Form ODI, through an authorized dealer (bank) in India within a period of 30 days from the date of the issue of the Guarantee.

The RBI is examining matters in relation to setting up and acquisition of multi-layered structure of overseas entities by Indian companies. The RBI in the future may amend the FEMA ODI Regulations, which might have an impact on the corporate structure of the Guarantor.

Generally, under Section 186 of the Companies Act, 2013 (as amended) of India, an Indian company is required to obtain by special resolution the approval of 75% of its shareholders entitled and voting on the matter of issuing a guarantee which, together with existing loans, investments and guarantees, exceeds the greater of (i) 60% of the aggregate paid up share capital and free reserves or (ii) all of its free reserves, whichever is greater. Section 186 does not apply, namely, to any guarantee given by a company established with the object of providing infrastructural facilities. The Guarantor, being such company established with the object of providing infrastructural facilities, falls within such exception and does not require such approval prior to giving the proposed Guarantee.

TAXATION

The information provided below does not purport to be a comprehensive description of all tax considerations that may be relevant to a decision to purchase Notes. In particular, the information does not consider any specific facts or circumstances that may apply to a particular purchaser. Neither these statements nor any other statements in this Offering Memorandum are to be regarded as advice on the tax position of any holder of Notes or of any person acquiring, selling or otherwise dealing in securities or on any tax implications arising from the acquisition, sale of or other dealings in Notes. The statements do not purport to be a comprehensive description of all the tax considerations that may be relevant to a decision to purchase, own or dispose of Notes and do not purport to deal with the tax consequences applicable to all categories of investors, some of which (such as dealers in Notes) may be subject to special rules.

Prospective purchasers of Notes are advised to consult their own tax advisors as to the tax consequences of the purchase, ownership and disposition of Notes, including the effect of any applicable U.S. federal, state or local taxes as well as the tax laws of India or any political sub division thereof. Additionally, in view of the number of different jurisdictions where local laws may apply, this Offering Memorandum does not discuss the local tax consequences to a potential holder arising from the acquisition, holding or disposition of the Notes. Prospective investors must, therefore, inform themselves as to any tax laws and regulations in force relating to the purchase, holding or disposition of the Notes in their country of residence and in the countries of which they are citizens or in which they purchase, hold or dispose of Notes.

Indian Taxation

The following summary describes certain Indian tax consequences applicable to the ownership and disposal of Notes by persons who are not resident for tax purposes in India and who do not hold Notes in connection with an Indian trade, business or permanent establishment.

It is not intended to constitute a complete analysis of all the Indian tax consequences that may be relevant to a holder of the Notes. It does not cover all tax matters that may be of importance to a particular purchaser. Prospective investors should consult their own tax advisors about the tax consequences of purchasing, holding and disposing of an investment in the Notes. This summary is based on Indian tax law and practice as at the date of this Offering Memorandum.

Income and withholding taxes

Holders of the Notes should not be subject to income or withholding taxes in India in connection with payments of interest made by the Issuer on the Notes in the manner set out in “*Description of the Dollar Notes and Guarantee*” and “*Description of the Euro Notes and Guarantee,*” provided, as the Issuer intends, all the proceeds of issue of the Notes are used by the Issuer for the purposes of its business carried on outside India. Payments of principal made by the Issuer on the Notes should also not be subject to Indian income or withholding taxes.

Although the position is not free from doubt because the Guarantor is an Indian company, payments by the Guarantor in respect of interest and principal on the Notes should also not be subject to withholding tax in India. If investors are held to be liable to tax on interest in India, then payments in

respect of interest will be subject to withholding tax at the rate of 20% (plus applicable surcharge and education cess and secondary and higher education cess). The rate of tax will be reduced if the beneficial recipient is a resident of a country with which the Indian Government has entered into a Double Taxation Avoidance Agreement (“DTAA”) and the provisions of such DTAA provide for taxation of such income at a reduced rate.

Taxation of gains arising on disposal of the Notes (including redemption)

Subject to any relief available *under a DTAA*, gains arising on disposals of capital assets situated in India are subject to income tax in India. Since the Notes would be issued by the Issuer and the Issuer is an overseas entity, the capital assets would be regarded as situated outside of India and consequently, the capital gains should not be taxable in India provided the Notes continue to be maintained at all times in registered form on a register outside India. As a result, any gains arising on a disposal (including redemption) of a Note should not be subject to taxation in India.

Certain U.S. Federal Income Tax Considerations

TO ENSURE COMPLIANCE WITH INTERNAL REVENUE SERVICE (IRS) CIRCULAR 230, EACH TAXPAYER IS HEREBY NOTIFIED THAT: (A) ANY TAX DISCUSSION HEREIN IS NOT INTENDED OR WRITTEN TO BE USED, AND CANNOT BE USED BY THE TAXPAYER FOR THE PURPOSE OF AVOIDING U.S. FEDERAL INCOME TAX PENALTIES THAT MAY BE IMPOSED ON THE TAXPAYER; (B) ANY SUCH TAX DISCUSSION WAS WRITTEN TO SUPPORT THE PROMOTION OR MARKETING OF THE TRANSACTIONS OR MATTERS ADDRESSED HEREIN; AND (C) THE TAXPAYER SHOULD SEEK ADVICE BASED ON THE TAXPAYER’S PARTICULAR CIRCUMSTANCES FROM AN INDEPENDENT TAX ADVISER.

The following is a summary of certain U.S. federal income tax considerations relevant to U.S. Holders and Non-U.S. Holders (as defined below) acquiring, holding and disposing of Notes. This summary addresses only the U.S. federal income tax considerations for initial purchasers of Notes at their original issuance that will hold the Notes as capital assets (generally, property held for investment). This summary is based on the U.S. Internal Revenue Code of 1986, as amended (the “Code”), final, temporary and proposed U.S. Treasury regulations, administrative and judicial interpretations, all of which are subject to change, possibly with retroactive effect. This summary does not discuss all aspects of U.S. federal income taxation that may be relevant to investors in light of their particular circumstances, such as investors subject to special tax rules (including, without limitation: (i) financial institutions; (ii) insurance companies; (iii) dealers or traders in stocks, securities, currencies or notional principal contracts; (iv) regulated investment companies; (v) real estate investment trusts; (vi) tax-exempt organizations; (vii) partnerships, pass-through entities, or persons that hold Notes through pass-through entities; (viii) investors that hold Notes as part of a straddle, hedge, conversion, constructive sale or other integrated transaction for U.S. federal income tax purposes; (ix) investors that have a functional currency other than the U.S. dollar and (x) U.S. expatriates and former long-term residents of the United States), all of whom may be subject to tax rules that differ significantly from those summarized below. This summary does not address U.S. federal estate, gift or alternative minimum tax considerations, the Medicare tax on net investment income or Non-U.S., state or local tax considerations.

For the purposes of this summary, a “U.S. Holder” is a beneficial owner of Notes that is for U.S. federal income tax purposes (i) an individual who is a citizen or resident of the United States, (ii) a corporation created in, or organized under the laws of, the United States or any state thereof, including the District of Columbia, (iii) an estate the income of which is includible in gross income for U.S. federal income tax purposes regardless of its source or (iv) a trust the administration of which is subject to the primary supervision of a U.S. court and which has one or more United States persons who have the authority to control all substantial decisions of the trust or the trust has elected to be treated as a domestic trust for U.S. federal income tax purposes. A “Non-U.S. Holder” is a beneficial owner of Notes that is not a U.S. Holder. If a partnership holds Notes, the tax treatment of a partner generally will depend upon the status of the partner and upon the activities of the partnership. Partners of partnerships holding Notes should consult their own tax advisors.

Payment of Interest

Interest on a Note, including the payment of any Additional Amounts whether payable in U.S. Dollars or a currency other than U.S. Dollars (a “foreign currency”), will be taxable to a U.S. Holder as ordinary income at the time it is received or accrued, in accordance with the holder’s method of accounting for tax purposes. Interest paid by the Issuer on the Notes will generally constitute passive category income from sources outside the United States under the rules regarding the U.S. foreign tax credit allowable to a U.S. Holder (and the limitations imposed thereon). The rules governing U.S. foreign tax credits are complex, and U.S. Holders should consult their own tax advisors regarding the availability of U.S. foreign tax credits in their particular circumstances.

If an interest payment is denominated in, or determined by reference to, a foreign currency, the amount of income recognized by a cash basis U.S. Holder will be the U.S. Dollar value of the interest payment, based on the exchange rate in effect on the date of receipt, regardless of whether the payment is in fact converted into U.S. Dollars.

An accrual basis U.S. Holder may determine the amount of income recognized with respect to an interest payment denominated in, or determined by reference to, a foreign currency in accordance with either of two methods. Under the first method, the amount of income accrued will be based on the average exchange rate in effect during the interest accrual period (or, with respect to an accrual period that spans two taxable years of a U.S. Holder, the part of the period within the taxable year).

Under the second method, the U.S. Holder may elect to determine the amount of income accrued on the basis of the exchange rate in effect on the last day of the accrual period or, in the case of an accrual period that spans two taxable years, the exchange rate in effect on the last day of the part of the period within the taxable year. Additionally, if a payment of interest is actually received within five business days of the last day of the accrual period or taxable year, an electing accrual basis U.S. Holder may instead translate the accrued interest into U.S. Dollars at the exchange rate in effect on the day of actual receipt. Any such election will apply to all debt instruments held by the U.S. Holder at the beginning of the first taxable year to which the election applies or thereafter acquired by the U.S. Holder, and will be irrevocable without the consent of the IRS.

Upon receipt of the interest payment (including a payment attributable to accrued but unpaid interest upon the sale or other disposition of a Note) denominated in, or determined by reference to, a foreign

currency, the U.S. Holder will recognize U.S. source exchange gain or loss (taxable as ordinary income or loss) equal to the difference, if any, between the amount received (translated into U.S. Dollars at the spot rate on the date of receipt) and the amount previously accrued, regardless of whether the payment is in fact converted into U.S. Dollars.

Effect of Indian Withholding Taxes

As discussed in “— *Taxation — Indian Taxation*,” under current law payments of interest on the Notes to foreign investors may become subject to Indian withholding tax at the rate of 20% (plus applicable surcharge and education cess and secondary and higher education cess) if the Guarantor pays such interest. If such payments become subject to Indian withholding taxes, the Issuer may become liable for the payment of Additional Amounts to U.S. Holders (see “*Description of the Dollar Notes and Guarantee — Additional Amounts*” and “*Description of the Euro Notes and Guarantee — Additional Amounts*”) so that U.S. Holders receive the same amounts they would have received had no Indian withholding taxes been imposed. For U.S. federal income tax purposes, U.S. Holders would be treated as having received the amount of Indian taxes withheld by the Guarantor with respect to a Note, and as then having paid over the withheld taxes to the Indian tax authorities. As a result of this rule, the amount of interest income included in gross income for U.S. federal income tax purposes by a U.S. Holder with respect to a payment of interest may be greater than the amount of cash actually received (or receivable) by the U.S. Holder from the Guarantor with respect to the payment. Subject to certain limitations, a U.S. Holder will generally be entitled to a credit against its U.S. federal income tax liability, or a reduction in computing its U.S. federal taxable income, for Indian income taxes withheld by the Guarantor.

Sale or Other Disposition of Notes

A U.S. Holder’s tax basis in a Note will generally be its cost. A U.S. Holder’s tax basis in a Note denominated in a foreign currency will be determined by reference to the U.S. Dollar cost of the Notes. The U.S. Dollar cost of a Note purchased with a foreign currency will generally be the U.S. Dollar value of the purchase price on the date of purchase or, in the case of Notes traded on an established securities market, as defined in the applicable U.S. Treasury regulations, that are purchased by a cash basis U.S. Holder (or an accrual basis U.S. Holder that so elects), on the settlement date for the purchase.

A U.S. Holder will generally recognize gain or loss on the sale or other disposition of a Note equal to the difference between the amount realized on the sale or other disposition and the tax basis of the Note. The amount realized on a sale or other disposition for an amount in foreign currency will be the U.S. Dollar value of this amount on the date of sale or other disposition or, in the case of Notes traded on an established securities market, as defined in the applicable U.S. Treasury regulations, sold by a cash basis U.S. Holder (or an accrual basis U.S. Holder that so elects), on the settlement date for the sale. Such an election by an accrual basis U.S. Holder must be applied consistently from year to year and cannot be revoked without the consent of the IRS. Except to the extent attributable to accrued but unpaid interest (which will be taxable as interest income to the extent not previously included in income) or changes in exchange rates, gain or loss recognized on the sale or other disposition of a Note will be capital gain or loss and will generally be treated as from U.S. sources for purposes of the U.S. foreign tax credit limitation. Therefore, a U.S. Holder may have insufficient foreign source income to utilize foreign tax credits attributable to Indian withholding taxes, if any, imposed on the sale or other

disposition. See “*Taxation — Indian Taxation.*” Prospective purchasers should consult their tax advisers as to the foreign tax credit implications of the sale or retirement of Notes. In the case of a U.S. Holder that is an individual, estate or trust, the maximum marginal federal income tax rate applicable to capital gains is currently lower than the maximum marginal rate applicable to ordinary income if the Notes are held for more than one year. The deductibility of capital losses is subject to significant limitations.

Gain or loss recognized by a U.S. Holder on the sale or other disposition of a Note that is attributable to changes in exchange rates will be treated as U.S. source ordinary income or loss. However, exchange gain or loss is taken into account only to the extent of total gain or loss realized on the transaction.

Disposition of Foreign Currency

Foreign currency received as interest on a Note or on the sale or other disposition of a Note will have a tax basis equal to its U.S. Dollar value at the time the interest is received or at the time of the sale or other disposition. Foreign currency that is purchased will generally have a tax basis equal to the U.S. Dollar value of the foreign currency on the date of purchase. Any gain or loss recognized on a sale or other disposition of a foreign currency (including its use to purchase Notes or an exchange for U.S. Dollars) will be U.S. source ordinary income or loss.

Non-U.S. Holders

A Non-U.S. Holder generally should not be subject to U.S. federal income or withholding tax on any payments on the Notes and gain from the sale, redemption or other disposition of the Notes unless: (i) that payment and/or gain is effectively connected with the conduct by that Non-U.S. Holder of a trade or business in the U.S.; (ii) in the case of any gain realized on the sale or exchange of a Note by an individual Non-U.S. Holder, that Holder is present in the U.S. for 183 days or more in the taxable year of the sale, exchange or retirement and certain other conditions are met; or (iii) the Non-U.S. Holder is subject to tax pursuant to provisions of the Code applicable to certain expatriates.

Backup Withholding and Information Reporting

In general, payments of principal, interest and the proceeds of a sale, redemption or other disposition of, the Notes, payable to a U.S. Holder by a U.S. paying agent or other U.S. intermediary will be reported to the IRS and to the U.S. Holder as may be required under applicable regulations. Backup withholding will apply to these payments if the U.S. Holder fails to provide an accurate taxpayer identification number or certification of exempt status or otherwise to comply with the applicable backup withholding requirements. Certain U.S. Holders are not subject to backup withholding. Backup withholding is not an additional tax. Any amounts withheld under the backup withholding rules from a payment to a U.S. Holder generally may be refunded or claimed as a credit against such U.S. Holder’s U.S. federal income tax liability, provided that the required information is furnished to the IRS. Prospective investors in the Notes should consult their own tax advisers as to their qualification for exemption from backup withholding and the procedure for obtaining an exemption.

U.S. Holders may be required to report to the IRS certain information with respect to their beneficial ownership of the Notes. Investors who fail to report required information could be subject to substantial penalties. U.S. Holders should consult their tax advisors regarding the application of this legislation.

In general, payments of principal, interest and the proceeds of a sale, redemption or other disposition of, the Notes, payable to a Non-U.S. Holder by a U.S. paying agent or other U.S. intermediary will not be subject to backup withholding tax and information reporting requirements if appropriate certification (IRS Form W-8BEN or other appropriate form) is provided by the Non-U.S. Holder to the payer and the payer does not have actual knowledge that the certificate is false.

Netherlands Taxation

General

The following summary outlines the principal Netherlands tax consequences of the acquisition, holding, settlement, redemption and disposal of the Notes, but does not purport to be a comprehensive description of all Netherlands tax considerations in relation thereto. This summary is intended as general information only and each prospective investor should consult a professional tax adviser with respect to the tax consequences of an investment in the Notes.

This summary is based on tax legislation, published case law, treaties, regulations and published policy, in each case as in force as of the date of this Offering Memorandum, and does not take into account any developments or amendments thereof after that date whether or not such developments or amendments have retroactive effect.

This summary does not address the Netherlands tax consequences for:

- (i) investment institutions (*fiscale beleggingsinstellingen*);
- (ii) pension funds, exempt investment institutions (*vrijgestelde beleggingsinstellingen*) or other entities that are exempt from Netherlands corporate income tax;
- (iii) holders of Notes holding a substantial interest (*aanmerkelijk belang*) or deemed substantial interest (*fictief aanmerkelijk belang*) in the Issuer and holders of Notes of whom a certain related person holds a substantial interest in the Issuer. Generally speaking, a substantial interest in the Issuer arises if a person, alone or, where such person is an individual, together with his or her partner (statutory defined term), directly or indirectly, holds or is deemed to hold (i) an interest of 5% or more of the total issued capital of the Issuer or of 5% or more of the issued capital of a certain class of shares of the Issuer, (ii) rights to acquire, directly or indirectly, such interest or (iii) certain profit sharing rights in the Issuer;
- (iv) persons to whom the Notes and the income from the Notes are attributed based on the separated private assets (*afgezonderd particulier vermogen*) provisions of the Netherlands Income Tax Act 2001 (*Wet inkomstenbelasting 2001*) and the Netherlands Gift and Inheritance Tax Act 1956 (*Successiewet 1956*);

- (v) entities which are a resident of Aruba, Curacao or Sint Maarten that have an enterprise which is carried on through a permanent establishment or a permanent representative on Bonaire, Sint Eustatius or Saba and the Notes are attributable to such permanent establishment or permanent representative; and
- (vi) persons to whom the Notes and the income from the Notes are attributed based on the separated private assets (*afgezonderd particulier vermogen*) provisions of the Netherlands Income Tax Act 2001 (*Wet inkomstenbelasting 2001*) and the Netherlands Gift and Inheritance Tax Act (*Successiewet 1956*).

Where this summary refers to the Netherlands, such reference is restricted to the part of the Kingdom of the Netherlands that is situated in Europe and the legislation applicable in that part of the Kingdom.

Withholding Tax

All payments made by the Issuer under the Notes may be made free of withholding or deduction for any taxes of whatsoever nature imposed, levied, withheld or assessed by the Netherlands or any political subdivision or taxing authority thereof or therein.

Corporate and Individual Income Tax

(a) Residents of the Netherlands

If a holder of the Notes is a resident or deemed to be a resident of the Netherlands for Netherlands corporate income tax purposes and is fully subject to Netherlands corporate income tax or is only subject to Netherlands corporate income tax in respect of an enterprise to which the Notes are attributable, income derived from the Notes and gains realized upon the redemption, settlement or disposal of the Notes are generally taxable in the Netherlands (at up to a maximum rate of 25%).

If an individual is a resident or deemed to be a resident of the Netherlands for Netherlands tax purposes (including an individual holder who has opted to be taxed as a resident of the Netherlands), income derived from the Notes and gains realized upon the redemption, settlement or disposal of the Notes are taxable at the progressive rates (at up to a maximum rate of 52%) under the Netherlands Income Tax Act 2001 (*Wet inkomstenbelasting 2001*), if:

- (i) the individual is an entrepreneur (*ondernemer*) and has an enterprise to which the Notes are attributable or the individual has, other than as a shareholder, a co-entitlement to the net worth of an enterprise (*medegerechtigde*), to which enterprise the Notes are attributable; or
- (ii) such income or gains qualify as income from miscellaneous activities (*resultaat uit overige werkzaamheden*), which include the performance of activities with respect to the Notes that exceed regular, active portfolio management (*normaal, actief vermogensbeheer*).

If neither condition (i) nor condition (ii) applies to the holder of the Notes, taxable income with regard to the Notes must be determined on the basis of a deemed return on income from savings and investments (*sparen en beleggen*), rather than on the basis of income actually received or gains

actually realized. This deemed return on income from savings and investments has been fixed at a rate of 4% of the individual's yield basis (*rendementsgrondslag*) at the beginning of the calendar year (January 1), insofar as the individual's yield basis exceeds a certain threshold. The individual's yield basis is determined as the fair market value of certain qualifying assets held by the individual less the fair market value of certain qualifying liabilities on January 1. The fair market value of the Notes will be included as an asset in the individual's yield basis. The 4% deemed return on income from savings and investments is taxed at a rate of 30%.

(b) Non-residents of the Netherlands

If a person is not a resident nor is deemed to be a resident of the Netherlands for Netherlands tax purposes (nor has opted to be taxed as a resident of the Netherlands), such person is not liable to Netherlands income tax in respect of income derived from the Notes and gains realized upon the settlement, redemption or disposal of the Notes, unless:

- (i) the person is not an individual and such person (1) has an enterprise that is, in whole or in part, carried on through a permanent establishment or a permanent representative in the Netherlands to which permanent establishment or permanent representative the Notes are attributable, or (2) is (other than by way of securities) entitled to a share in the profits of an enterprise or a co-entitlement to the net worth of an enterprise, which is effectively managed in the Netherlands and to which enterprise the Notes are attributable.
- (ii) the person is an individual and such individual (1) has an enterprise or an interest in an enterprise that is, in whole or in part, carried on through a permanent establishment or a permanent representative in the Netherlands to which permanent establishment or permanent representative the Notes are attributable, or (2) realizes income or gains with respect to the Notes that qualify as income from miscellaneous activities (*resultaat uit overige werkzaamheden*) in the Netherlands, which activities include the performance of activities in the Netherlands with respect to the Notes which exceed regular, active portfolio management (*normaal, actief vermogensbeheer*), or (3) is (other than by way of securities) entitled to a share in the profits of an enterprise which is effectively managed in the Netherlands and to which enterprise the Notes are attributable.

Income derived from the Notes as specified under (1) and (2) is subject to individual income tax at up to a maximum rate of 52% Income derived from a share in the profits as specified under (3) that is not already included under (1) or (2) will be taxed on the basis of a deemed return on income from savings and investments (as described above under "Residents of the Netherlands"). The fair market value of the share in the profits of the enterprise (which includes the Notes) will be part of the individual's Netherlands yield basis.

Gift and Inheritance Tax

(a) Residents of the Netherlands

Generally, gift and inheritance tax will be due in the Netherlands in respect of the acquisition of the Notes by way of a gift by, or on behalf of, or on the death of, a holder that is a resident or deemed to be a resident of the Netherlands for the purposes of Netherlands gift and inheritance tax at the time of

the gift or his or her death. A gift made under a condition precedent is deemed to be made at the time the condition precedent is fulfilled and is subject to Dutch gift and inheritance tax if the donor is a (deemed) resident of the Netherlands at that time.

A holder of Netherlands nationality is deemed to be a resident of the Netherlands for the purposes of the Netherlands gift and inheritance tax if he or she has been resident in the Netherlands and dies or makes a gift within ten years after leaving the Netherlands. A holder of any other nationality is deemed to be a resident of the Netherlands for the purposes of the Netherlands gift tax if he or she has been resident in the Netherlands and makes a gift within a twelve months period after leaving the Netherlands. The same twelve-month rule may apply to entities that have transferred their seat of residence out of the Netherlands.

(b) Non-residents of the Netherlands

No gift or inheritance taxes will arise in the Netherlands in respect of the acquisition of the Notes by way of a gift by, or as a result of, the death of a holder that is neither a resident nor deemed to be a resident of the Netherlands for the purposes of Netherlands gift and inheritance tax, unless in the case of a gift of the Notes by, or on behalf of, a holder who at the date of the gift was neither a resident nor deemed to be a resident of the Netherlands, such holder dies within 180 days after the date of the gift, and at the time of his or her death is a resident or deemed to be a resident of the Netherlands. A gift made under a condition precedent is deemed to be made at the time the condition precedent is fulfilled.

Value Added Tax

In general, no value added tax will arise in respect of payments in consideration for the issue of the Notes or in respect of a cash payment made under the Notes, or in respect of a transfer of Notes.

Other Taxes and Duties

No registration tax, customs duty, transfer tax, stamp duty or any other similar documentary tax or duty will be payable in the Netherlands by a holder in respect of or in connection with the subscription, issue, placement, allotment, delivery or transfer of the Notes.

EU Savings Directive

Under Council Directive 2003/48/EC on the taxation of savings income, Member States are required to provide to the tax authorities of other Member States details of certain payments of interest or similar income paid or secured by a person established in a Member State to or for the benefit of an individual resident in another Member State or certain limited types of entities established in another Member State.

On March 24, 2014, the Council of the European Union adopted a Council Directive amending and broadening the scope of the requirements described above. Member States are required to apply these new requirements from January 1, 2017. The changes will expand the range of payments covered by the Directive, in particular to include additional types of income payable on securities. The Directive

will also expand the circumstances in which payments that indirectly benefit an individual resident in a Member State must be reported. This approach will apply to payments made to, or secured for, persons, entities or legal arrangements (including trusts) where certain conditions are satisfied, and may in some cases apply where the person, entity or arrangement is established or effectively managed outside of the European Union.

For a transitional period, Luxembourg and Austria are required (unless during that period they elect otherwise) to operate a withholding system in relation to such payments. The changes referred to above will broaden the types of payments subject to withholding in those Member States which still operate a withholding system when they are implemented. In April 2013, the Luxembourg Government announced its intention to abolish the withholding system with effect from January 1, 2015, in favor of automatic information exchange under the Directive.

The end of the transitional period is dependent upon the conclusion of certain other agreements relating to information exchange with certain other countries. A number of non-EU countries and territories including Switzerland have adopted similar measures (a withholding system in the case of Switzerland).

The proposed financial transactions tax (“FTT”)

The European Commission has published a proposal for a Directive for a common FTT in Belgium, Germany, Estonia, Greece, Spain, France, Italy, Austria, Portugal, Slovenia and Slovakia (the participating Member States).

The proposed FTT has very broad scope and could, if introduced in its current form, apply to certain dealings in the Notes (including secondary market transactions) in certain circumstances

Under current proposals the FTT could apply in certain circumstances to persons both within and outside of the participating Member States. Generally, it would apply to certain dealings in the Notes where at least one party is a financial institution, and at least one party is established in a participating Member State. A financial institution may be, or be deemed to be, “established” in a participating Member State in a broad range of circumstances, including (a) by transacting with a person established in a participating Member State or (b) where the financial instrument which is subject to the dealings is issued in a participating Member State.

The FTT proposal remains subject to negotiation between the participating Member States and is the subject of legal challenge. It may therefore be altered prior to any implementation, the timing of which remains unclear. Additional EU Member States may decide to participate. Prospective holders of the Notes are advised to seek their own professional advice in relation to the FTT.

PLAN OF DISTRIBUTION

Under the terms and subject to the conditions contained in a purchase agreement dated May 12, 2014 (the “Purchase Agreement”) among the Guarantor, the Issuer and the Initial Purchasers named below (the “Initial Purchasers”), the Initial Purchasers have severally agreed to purchase from the Issuer, and the Issuer has agreed to sell to the Initial Purchasers, the aggregate principal amount of the Notes set forth opposite its name below:

<u>Initial Purchasers</u>	<u>Principal Amount of Dollar Notes</u>
Barclays Bank plc	U.S.\$ 166,666,000
BNP Paribas	U.S.\$ 166,666,000
The Hongkong and Shanghai Banking Corporation Limited	U.S.\$ 166,667,000
J.P. Morgan Securities plc	U.S.\$ 166,667,000
Merrill Lynch International	U.S.\$ 166,667,000
Standard Chartered Bank	U.S.\$ 166,667,000
Total	<u><u>U.S.\$1,000,000,000</u></u>

<u>Initial Purchasers</u>	<u>Principal Amount of Euro Notes</u>
Barclays Bank plc	€125,000,000
BNP Paribas	€125,000,000
The Hongkong and Shanghai Banking Corporation Limited	€125,000,000
J.P. Morgan Securities plc	€125,000,000
Merrill Lynch International	€125,000,000
Standard Chartered Bank	€125,000,000
Total	<u><u>€750,000,000</u></u>

The Purchase Agreement provides that the obligations of the Initial Purchasers to take and pay for the Notes are subject to the approval of certain legal matters by their counsel and certain other conditions. The Initial Purchasers have severally agreed to take and pay for all of the Notes if a certain portion of the Notes are taken. The Purchase Agreement provides that upon the occurrence of certain events, the Purchase Agreement may be terminated by the Initial Purchasers. After the initial offering, the offering price and other selling terms may be varied from time to time by the Initial Purchasers.

The Guarantor has agreed to indemnify the Initial Purchasers against certain liabilities and to contribute to payments which the Initial Purchasers may be required to make in respect thereof.

The Notes are new issues of securities with no established trading market. Application will be made for the listing and quotation of the Notes on the Official List of the SGX-ST. In addition, application will be made for the Euro Notes to be admitted for trading on the *Freiverkehr* (Open Market) of the Frankfurter wertpapierbörse (Frankfurter Stock Exchange). We have been advised that the Initial Purchasers presently intend to make markets in the Dollar Notes and the Euro Notes, as permitted by applicable laws and regulations. The Initial Purchasers are not obligated, however, to make markets in the Notes, and any such market making may be discontinued at any time without prior notice at the sole discretion of the Initial Purchasers. Accordingly, no assurance can be given as to the liquidity of, or trading markets for, the Dollar Notes and the Euro Notes. We have been advised by the Initial Purchasers that, in connection with the offering of the Notes, the Stabilizing Manager or any of its

affiliates (or any person acting on behalf of any of them) may, to the extent permitted by applicable laws and regulations, over-allot or effect transactions with a view to supporting the market prices of the Dollar Notes and the Euro Notes at a level higher than that which might otherwise prevail for a limited period after the issue date. In doing so, the Stabilizing Manager acts as principal and not as agent of the Issuer or the Guarantor and any loss resulting from over-allotment or stabilization will be borne, and any profit arising from them shall be retained, by the Initial Purchasers, as applicable. However, there is no assurance that the Stabilizing Manager or any of its affiliates (or persons acting on behalf of any Stabilizing Manager) will undertake any stabilizing action. No assurance can be given as to the liquidity of or the trading market for, the Dollar Notes and the Euro Notes.

The Initial Purchasers or certain of their affiliates may purchase the Notes and be allocated Notes for asset management and/or proprietary purposes but not with a view to distribution.

We expect that delivery of the Notes will be made against payment therefore on or about the closing date specified on the cover page of this Offering Memorandum, which will be on or about the fifth business day following the pricing date of the Notes (this settlement cycle being referred to as “T+5”). Trades in the secondary market generally are required to settle in three business days, unless the parties to any such trade expressly agree otherwise. Accordingly, purchasers who wish to trade Notes on the date of pricing or the next succeeding business day will be required, by virtue of the fact that the Notes initially will settle in T+5, to specify an alternate settlement cycle at the time of any such trade to prevent a failed settlement. Purchasers of the Notes who wish to trade the Notes on the date of pricing or succeeding business days should consult their own legal advisors.

Each of the Issuer and the Guarantor will not, until the Closing Date, without the prior written consent of the Initial Purchasers, (A) directly or indirectly, issue, offer, sell, contract to sell or issue, sell any option or contract to purchase, purchase any option or contract to sell, grant any option, right or warrant to purchase or otherwise transfer or dispose of any securities or any securities convertible into or exercisable or exchangeable for securities or publicly announce an intention with respect to any of the foregoing, (B) enter into any swap or any other agreement or any transaction that transfers, in whole or in part, directly or indirectly, any of the economic consequences of ownership of the securities or any securities convertible into or exercisable or exchangeable for securities or publicly announce an intention to enter into any such transaction, whether any such swap or transaction described in (A) or (B) above is to be settled by delivery of securities or such other securities, in cash or otherwise, or (C) deposit securities or any securities convertible into or exercisable or exchangeable for securities or which carry the right to subscribe for or purchase securities in depositary receipt facilities or enter into any transaction (including a transaction involving derivatives) having an economic effect similar to that of a sale or a deposit of securities in any depositary receipt facility, or publicly announce any intention to enter into any transaction.

Selling restrictions

United States

Each Initial Purchaser has represented, warranted and agreed the Notes may not be offered or sold within the United States except pursuant to an exemption from the registration requirements of the Act or in transactions not subject to those registration requirements. Each Initial Purchaser represents and warrants that: (A) during the initial distribution of the Notes, it will directly, or indirectly through its

U.S. broker-dealer affiliates, offer or sell the Notes within the United States only to qualified institutional buyers in compliance with Rule 144A, outside of the United States in accordance with Regulation S, or pursuant to any other available exemption from the registration requirements of the Act; and (B) until 40 days following the commencement of this offering, an offer or sale of the Notes within the United States by a dealer (whether or not participating in the Issue) may violate the registration requirements of the Act unless the dealer makes the offer or sale in compliance with Rule 144A or another exemption from the registration requirements of the Act.

European Economic Area

In relation to each Member State of the European Economic Area that has implemented the Prospectus Directive (each, a “Relevant Member State”), each Initial Purchaser has represented, warranted and agreed that with effect from and including the date on which the Prospectus Directive is implemented in that Relevant Member State (the “Relevant Implementation Date”) it has not made and will not make an offer of Notes which are the subject of the offering contemplated by this Offering Memorandum to the public in that Relevant Member State other than: (a) to legal entities which are qualified investors as defined in the Prospectus Directive; (b) to fewer than 100 or if the Relevant Member State has implemented the relevant provision of the 2010 Prospectus Directive Amending Directive, 150, natural or legal persons (other than qualified investors as defined in the Prospectus Directive), as permitted under the Prospectus Directive, subject to obtaining the prior consent of the Initial Purchasers; or (c) in any other circumstances falling within Article 3(2) of the Prospectus Directive. The expression an “offer of the Notes to the public” in relation to any Notes in any Relevant Member State means the communication in any form and by any means of sufficient information on the terms of the offer and the Notes to be offered so as to enable an investor to decide to purchase or subscribe the Notes, as the same may be varied in that Member State by any measure implementing the Prospectus Directive in that Member State, the expression “Prospectus Directive” means Directive 2003/71/EC (and amendments thereto, including the 2010 PD Amending Directive, to the extent implemented in the Relevant Member State and the expression 2010 PD Amending Directive means Directive 2010/73/EU.

United Kingdom

Each Initial Purchaser has represented, warranted and agreed that (i) it has only communicated or caused to be communicated and will only communicate or cause to be communicated an invitation or inducement to engage in investment activity (within the meaning of section 21 of The Financial Services and Markets Act 2000 (“FSMA”)) received by it in connection with the issue or sale of the Securities in circumstances in which section 21(1) of the FSMA does not apply to the Issuer or the Guarantor; and (ii) it has complied, and will comply with, all applicable provisions of the FSMA with respect to anything done by it in relation to the Securities in, from or otherwise involving the United Kingdom.

India

Each Initial Purchaser has represented, warranted and agreed that it has not offered or sold and will not offer or sell any Notes in the Republic of India and has not made and will not make any invitation in the Republic of India to subscribe for the Securities.

Singapore

Each Initial Purchaser has represented, warranted and agreed that this Offering Memorandum has not been registered as a prospectus with the Monetary Authority of Singapore, and the Securities will be offered pursuant to exemptions under the Securities and Futures Act, Chapter 289 of Singapore (“the Securities and Futures Act”). Accordingly, each of the Initial Purchasers has represented and agreed that it has not offered or sold any Notes or caused the Notes to be made the subject of an invitation for subscription or purchase and will not offer or sell any Notes or cause the Notes to be made the subject of an invitation for subscription or purchase, and has not circulated or distributed, nor will it circulate or distribute, this Offering Memorandum or any document or material in connection with the offer or sale, or invitation for subscription or purchase, of any Notes, whether directly or indirectly, to any person in Singapore other than (a) to an institutional investor pursuant to Section 274 of the Securities and Futures Act, (b) to a relevant person under Section 275(1) of the Securities and Futures Act, or to any person pursuant to Section 275(1A) of the Securities and Futures Act and in accordance with the conditions specified in Section 275 of the Securities and Futures Act, or (c) otherwise pursuant to, and in accordance with the conditions of, any other applicable provision of the Securities and Futures Act.

The Netherlands

Each Initial Purchaser has represented and agreed that the Notes will only be offered in the Netherlands to qualified investors (as defined in the Prospectus Directive).

Hong Kong

Each Initial Purchaser has represented, warranted and agreed that (i) it has not offered or sold and will not offer or sell in Hong Kong, by means of any document, any Notes other than (a) to “professional investors” as defined in the Securities and Futures Ordinance (Cap. 571) of Hong Kong (the “SFO”) and any rules made under the SFO; or (b) in other circumstances that do not result in the document being a “prospectus” as defined in the Companies Ordinance (Cap. 32) of Hong Kong (the “Companies Ordinance”) or that do not constitute an offer to the public within the meaning of the Companies Ordinance; and (ii) it has not issued or had in its possession for the purposes of issue, and will not issue or have in its possession for the purposes of issue, whether in Hong Kong or elsewhere, any advertisement, invitation or document relating to the Notes that is directed at, or the contents of which are likely to be accessed or read by, the public of Hong Kong (except if permitted to do so under the securities laws of Hong Kong) other than with respect to Notes that are or are intended to be disposed of only to persons outside Hong Kong or only to “professional investors” as defined in the SFO and any rules made thereunder.

Japan

Each Initial Purchaser has represented, warranted and agreed that the Notes have not been and will not be registered under the Financial Instruments and Exchange Law of Japan (Law No. 25 of 1948, as amended; the “FIEL”) and may not be offered or sold directly or indirectly, in Japan or to, or for the benefit of, any resident of Japan (which term as used herein means any person resident in Japan, including any corporation or other entity organized under the laws of Japan) or to others for re-offering or resale, directly or indirectly, in Japan or to, or for the benefit of, a resident of Japan, except pursuant to an exemption from the registration requirements of, and otherwise in compliance with the FIEL and any other applicable laws, regulations and ministerial guidelines of Japan.

Canada

Each Initial Purchaser has represented, warranted and agreed that (i) the Notes have not been and will not be registered under the laws of any province or territory of Canada, and (ii) the Notes may not be offered or sold in Canada or to, or for the benefit of, residents of Canada except to purchaser resident in the provinces of British Columbia, Alberta, Saskatchewan, Manitoba, Ontario, Québec, New Brunswick, Nova Scotia, Prince Edward Island and Newfoundland which are an “accredited investor” as defined in National Instrument 45-106 *Prospectus and Registration Exemptions* or, as the case may be, a “permitted client” as defined in National Instrument 31-103 “*Registration Requirements, Exemptions and Ongoing Registrant Obligations*.”

Other relationships

Certain of the Initial Purchasers or their respective affiliates have provided from time to time, and expect to provide in the future, commercial lending, investment banking and other services to the Issuer, the Guarantor and their affiliates, for which such Initial Purchasers or their affiliates have received and will receive customary fees and commissions. The Issuer and the Guarantor may enter into hedging or other derivative transactions as part of their risk management strategy with the Initial Purchasers, which, in the case of the Issuer, may include transactions relating to its obligations under the Notes. The obligations of the Issuer and the Guarantor under these transactions may be secured by cash or other collateral.

Certain of the Initial Purchasers or their respective affiliates may own securities issued by the Guarantor or its affiliates. Such Initial Purchaser or their respective affiliates may purchase the Notes in this offering for their own accounts, subject to terms described in this Offering Memorandum.

The Issuer may use some or all of the net proceeds from the sale of the Notes pursuant to this Offering Memorandum for the full or partial repayment of the Group’s foreign currency loans to its lenders, some of whom include the Initial Purchasers or their affiliates.

TRANSFER RESTRICTIONS

Because of the following restrictions, purchasers are advised to consult legal counsel prior to making any offer, sale, resale, pledge or other transfer of the Notes.

Each purchaser of the Notes and Guarantee, by accepting the delivery of this Offering Memorandum, will be deemed to have represented and agreed as follows (terms used in this paragraph that are defined in Rule 144A or in Regulation S are used herein as defined therein):

1. it is purchasing the Notes and Guarantee for its own account or an account with respect to which it exercises sole investment discretion, and it and any such account (A)(i) is a “qualified institutional buyer” as defined in Rule 144A and (ii) is aware that the sale of the Notes and the Guarantee to it is being made in reliance on Rule 144A, or (B) is outside the United States (as defined in Regulation S);
2. it understands and acknowledges that the Notes and Guarantee are being offered only in a transaction not involving any public offering in the United States, within the meaning of the Securities Act, and the Notes and Guarantee have not been and will not be registered under the Securities Act or with any securities regulatory authority of any jurisdiction and may not be offered or sold within the United States except as set forth below;
3. it understands and agrees that if in the future it decides to offer, sell, resell, pledge or otherwise transfer any Notes or any beneficial interests in any Notes other than Notes represented by a Regulation S Global Note, such Notes may be offered, sold, resold, pledged or otherwise transferred only (A) by an initial investor (i) to the Issuer or to the Guarantor or any subsidiary thereof, (ii) so long as the Notes are eligible for resale pursuant to Rule 144A, to a person whom the seller reasonably believes is a qualified institutional buyer (as defined in Rule 144A) that purchases for its own account or for the account of a qualified institutional buyer in a transaction meeting the requirements of Rule 144A, (iii) in an offshore transaction in accordance with Rule 903 or 904 of Regulation S under the Securities Act or (iv) pursuant to an exemption from registration under the Securities Act provided by Rule 144 under the Securities Act (if available) (resales described in subclauses (i) through (iv) of this clause (A), “Permitted Resales”), or (B) by a subsequent investor, in a Permitted Resale or pursuant to any other available exemption from the registration requirements under the Securities Act (provided that, as a condition to the registration of transfer of any Notes otherwise than in a Permitted Resale, the Issuer or the Guarantor may require delivery of any documents or other evidence (including but not limited to an opinion of counsel) that it, in its sole discretion, may deem necessary or appropriate to evidence compliance with such exemption), or (C) pursuant to an effective registration statement under the Securities Act, and in each of such cases, in accordance with any applicable securities laws of any state of the United States and any other jurisdiction. It understands that no representation has been made as to the availability of Rule 144A or any other exemption under the Securities Act or any state securities laws for the offer, sale, resale, pledge or transfer of the Notes.
4. it agrees to, and each subsequent holder is required to, notify any purchaser of the Notes from it of the resale restrictions referred to in paragraph 3 above, if then applicable;

5. it understands and agrees that (A) Notes initially offered in the United States to qualified institutional buyers will be represented by Rule 144A Global Notes and (B) that Notes offered outside the United States in reliance on Regulation S will be represented by Regulation S Global Notes;
6. it understands that the Rule 144A Global Notes will bear a legend to the following effect unless otherwise agreed to by the Issuer and the Guarantor:

“THIS SECURITY AND THE GUARANTEE RELATED TO THIS SECURITY HAVE NOT BEEN REGISTERED UNDER THE UNITED STATES SECURITIES ACT OF 1933, AS AMENDED (THE “SECURITIES ACT”). THE HOLDER HEREOF, BY PURCHASING THIS SECURITY, AGREES FOR THE BENEFIT OF BHARTI AIRTEL INTERNATIONAL NETHERLANDS B.V. (THE “ISSUER”) AND BHARTI AIRTEL LIMITED (THE “GUARANTOR”) THAT THIS SECURITY MAY BE OFFERED, SOLD, RESOLD, PLEDGED OR OTHERWISE TRANSFERRED ONLY (A) BY AN INITIAL INVESTOR (AS DEFINED BELOW) (1) TO THE ISSUER OR TO THE GUARANTOR OR ANY SUBSIDIARY THEREOF, (2) SO LONG AS THIS SECURITY IS ELIGIBLE FOR RESALE PURSUANT TO RULE 144A UNDER THE SECURITIES ACT (“RULE 144A”), TO A PERSON WHOM THE SELLER REASONABLY BELIEVES IS A QUALIFIED INSTITUTIONAL BUYER (AS DEFINED IN RULE 144A) THAT PURCHASES FOR ITS OWN ACCOUNT OR FOR THE ACCOUNT OF A QUALIFIED INSTITUTIONAL BUYER IN A TRANSACTION MEETING THE REQUIREMENTS OF RULE 144A, (3) IN AN OFFSHORE TRANSACTION IN ACCORDANCE WITH RULE 903 OR 904 OF REGULATION S UNDER THE SECURITIES ACT OR (4) PURSUANT TO AN EXEMPTION FROM REGISTRATION UNDER THE SECURITIES ACT PROVIDED BY RULE 144 UNDER THE SECURITIES ACT (IF AVAILABLE) (RESALES DESCRIBED IN SUBCLAUSES (1) THROUGH (4) OF THIS CLAUSE (A), “PERMITTED RESALES”), OR (B) BY A SUBSEQUENT INVESTOR, IN A PERMITTED RESALE OR PURSUANT TO ANY OTHER AVAILABLE EXEMPTION FROM THE REGISTRATION REQUIREMENTS UNDER THE SECURITIES ACT (PROVIDED THAT, AS A CONDITION TO THE REGISTRATION OF TRANSFER OF ANY SECURITIES OTHERWISE THAN IN A PERMITTED RESALE, THE ISSUER OR THE GUARANTOR MAY REQUIRE DELIVERY OF ANY DOCUMENTS OR OTHER EVIDENCE (INCLUDING BUT NOT LIMITED TO AN OPINION OF COUNSEL) THAT IT, IN ITS SOLE DISCRETION, MAY DEEM NECESSARY OR APPROPRIATE TO EVIDENCE COMPLIANCE WITH SUCH EXEMPTION), OR (C) PURSUANT TO AN EFFECTIVE REGISTRATION STATEMENT UNDER THE SECURITIES ACT, AND IN EACH OF SUCH CASES, IN ACCORDANCE WITH ANY APPLICABLE SECURITIES LAWS OF ANY STATE OF THE UNITED STATES AND ANY OTHER JURISDICTION. THE HOLDER HEREOF, BY PURCHASING THIS SECURITY, REPRESENTS AND AGREES FOR THE BENEFIT OF THE ISSUER AND THE GUARANTOR THAT IT WILL NOTIFY ANY PURCHASER OF THIS SECURITY FROM IT OF THE RESALE RESTRICTIONS REFERRED TO ABOVE. NO REPRESENTATION CAN BE MADE AS TO THE AVAILABILITY OF THE EXEMPTION PROVIDED BY RULE 144A UNDER THE SECURITIES ACT FOR RESALES OF THE NOTES.

FOR ALL PURPOSES OF THIS SECURITY, THE TERM “INITIAL INVESTOR” MEANS ANY PERSON WHO, IN CONNECTION WITH THE INITIAL DISTRIBUTION OF THIS SECURITY, ACQUIRES SUCH SECURITY FROM THE ISSUER OR THE INITIAL

PURCHASERS (AS SUCH TERM IS DEFINED IN THE INDENTURE) PARTICIPATING IN SUCH DISTRIBUTION OR ANY AFFILIATE OF ANY OF THE FOREGOING.”

7. it understands and agrees that if in the future it decides to resell, pledge or otherwise transfer any Notes represented by Regulation S Global Notes or any beneficial interest in any Notes represented by Regulation S Global Notes, such Notes may be resold, pledged or transferred only in accordance with the requirements of the legends set forth in paragraph 8 below;
8. it understands that the Notes represented by Regulation S Global Notes will bear a legend to the following effect unless otherwise agreed to by the Issuer and the Guarantor:

“THIS SECURITY AND THE GUARANTEE RELATED TO THIS SECURITY HAVE NOT BEEN AND WILL NOT BE REGISTERED UNDER THE UNITED STATES SECURITIES ACT OF 1933, AS AMENDED (THE “SECURITIES ACT”), OR WITH ANY SECURITIES REGULATORY AUTHORITY OF ANY JURISDICTION AND, ACCORDINGLY, MAY NOT BE OFFERED, SOLD, RESOLD, PLEDGED OR OTHERWISE TRANSFERRED OR DELIVERED IN THE UNITED STATES, UNLESS SUCH SECURITIES AND GUARANTEE ARE REGISTERED UNDER THE SECURITIES ACT OR AN EXEMPTION FROM THE REGISTRATION REQUIREMENTS THEREOF IS AVAILABLE.

9. it acknowledges that, prior to any proposed transfer of Notes in certificated form or of beneficial interests in Notes represented by a global certificate (in each case other than pursuant to an effective registration statement), the holder of Notes or the holder of beneficial interests in Notes represented by a global certificate, as the case may be, may be required to provide certifications and other documentation relating to the manner of such transfer and submit such certifications and other documentation as provided in the Indenture; and
10. it acknowledges that the Issuer, the Guarantor and the Initial Purchasers and others will rely upon the truth and accuracy of the foregoing acknowledgments, representations and agreements and agrees that, if any of such acknowledgments, representations or warranties deemed to have been made by it by its purchase of Notes are no longer accurate, it shall promptly notify the Issuer and the Guarantor, and if it is acquiring any Notes as a fiduciary or agent for one or more accounts, it represents that it has sole investment discretion with respect to each such account and that it has full power to make the foregoing acknowledgments, representations and agreements on behalf of each such account.

For further discussion of the requirements (including the presentation of transfer certificates) under the Indenture to effect exchanges of transfer of interests in Notes represented by a global certificate and of Notes in certificated form, see “Description of the Dollar Notes and Guarantee — Book-entry; Delivery and Form” and “Description of the Euro Notes and Guarantee — Book-entry; Delivery and Form.”

LEGAL MATTERS

Certain legal matters in connection with this offering will be passed upon for the Guarantor and the Issuer by Allen & Overy, the Guarantor's and the Issuer's U.S. counsel and Allen & Overy LLP, the Guarantor's and the Issuer's Netherlands counsel, as to matters of United States federal and New York State law and of Dutch law. Certain legal matters in connection with this offering will be passed upon for the Initial Purchasers by Milbank, Tweed, Hadley & McCloy LLP, the Initial Purchasers' U.S. counsel, as to matters of United States federal and New York State law, and by Axon Partners LLP, the Initial Purchasers' Indian counsel, as to matters of Indian law.

INDEPENDENT AUDITORS

The Annual Financial Statements of the Guarantor as of and for each of the fiscal years ended March 31, 2013 and 2014 included in this Offering Memorandum have been audited by S.R. Batliboi & Associates LLP, Chartered Accountants, as stated in their reports.

GENERAL INFORMATION

1. The creation and issue of the Notes has been authorized by resolutions of the Issuer's board of directors dated May 11, 2014.
2. The issue of the Guarantee has been authorized by the resolutions of the Guarantor's Board of Directors dated March 13, 2014 and April 29, 2014.
3. Save as disclosed in this Offering Memorandum, there are no, nor have there been any, litigation or arbitration proceedings, including those which are pending or threatened, of which the Guarantor is aware, which may have, or have had during the 12 months prior to the date of this Offering Memorandum, a material adverse effect on the Guarantor's financial position.
4. Save as disclosed in this Offering Memorandum, there has been no material change in the Guarantor's financial or trading position since March 31, 2014 and, since such date, save as disclosed in this Offering Memorandum, there has been no material adverse change in the Guarantor's financial position or prospects.
5. Copies of the following documents, all of which are published in English, may be inspected during normal business hours at the corporate trust offices of the Trustee or the offices of Allen & Overy at 9/F, Three Exchange Square, Central, Hong Kong after the date of this Offering Memorandum for so long as any of the Notes remains outstanding:
 - (a) the Guarantor's Memorandum and Articles of Association;
 - (b) the Issuer's Memorandum and Articles of Association;
 - (c) the Indenture in respect of each of the Dollar Notes and the Euro Notes; and
 - (d) the Guarantor's audited consolidated financial statements for the years ended March 31, 2012, 2013 and 2014.
6. The Dollar Notes are expected to be accepted for clearance through Clearstream, Euroclear and DTC. The Euro Notes are expected to be accepted for clearance through Clearstream and Euroclear. The ISIN, CUSIP and Common Code for each of the Dollar Notes and the Euro Notes are as follows:

	Dollar Notes	
	Rule 144A Notes	Regulation S Notes
ISIN	US08861JAB52	USN1384FAB15
CUSIP	08861JAB5	N1384FAB1
Common Code	106812799	106812764
	Euro Notes	
	Rule 144A Notes	Regulation S Notes
ISIN	XS1028954797	XS1028954953
Common Code	102895479	102895495

7. Application will be made for the listing of the Notes on the Official List of the SGX-ST. The SGX-ST takes no responsibility for the correctness of any of the statements made or opinions

or reports contained in this Offering Memorandum. Admission of the Notes to the Official List of the SGX-ST is not to be taken as an indication of the merits of the Issuer, the Guarantor or the Notes. For so long as the Notes are listed on the SGX-ST and the rules of the SGX-ST so require, the Issuer shall appoint and maintain a paying agent in Singapore, where the Notes may be presented or surrendered for payment or redemption, in the event that the Global Note is exchanged for Certificated Notes. In addition, an announcement of such exchange shall be made by or on behalf of the Issuer through the SGX-ST and such announcement will include all material information with respect to the delivery of the Certificated Notes, including details of the paying agent in Singapore.

Application will be made for the trading of the Euro Notes on the Freiverkehr (Open Market) of the FWB. The Open Market is not a regulated market for purposes of EU Directive 2004/39/EC (MiFID). The FWB assumes no responsibility for the correctness of any statements made, opinions expressed or reports contained in this Offering Memorandum.

INDEX TO CONSOLIDATED FINANCIAL STATEMENTS AND AUDITOR'S REPORTS

	<u>Page</u>
Annual Audited Financial Statements of Bharti Airtel Limited for the years ended March 31, 2014 and 2013	
Independent Auditor's Report	F-2
Consolidated Income Statement for the years ended March 31, 2014 and 2013	F-4
Consolidated Statement of Comprehensive Income for the years ended March 31, 2014 and 2013	F-5
Consolidated Statement of Financial Position as at March 31, 2014 and 2013	F-6
Consolidated Statement of Changes in Equity for the years ended March 31, 2014 and 2013	F-7
Consolidated Statement of Cash Flow for the years ended March 31, 2014 and 2013	F-8
Notes to the Consolidated Financial Statements for the years ended March 31, 2014 and 2013	F-9
Annual Audited Financial Statements of Bharti Airtel Limited for the years ended March 31, 2013 and 2012	
Independent Auditor's Report	F-137
Consolidated Income Statement for the years ended March 31, 2013 and 2012	F-139
Consolidated Statement of Comprehensive Income for the years ended March 31, 2013 and 2012	F-140
Consolidated Statement of Financial Position as at March 31, 2013 and 2012	F-141
Consolidated Statement of Changes in Equity for the years ended March 31, 2013 and 2012	F-142
Consolidated Statement of Cash Flow for the years ended March 31, 2013 and 2012	F-143
Notes to the Consolidated Financial Statements for the years ended March 31, 2013 and 2012	F-144
Annual Audited Financial Statements of Bharti Airtel Limited for the fiscal years ended March 31, 2012 and 2011	
Independent Auditor's Report	F-230
Consolidated Income Statement for the fiscal years ended March 31, 2012 and 2011	F-231
Consolidated Statement of Comprehensive Income for the fiscal years ended March 31, 2012 and 2011	F-232
Consolidated Statement of Financial Position as of March 31, 2012 and 2011	F-233
Consolidated Statement of Changes in Equity for the fiscal years ended March 31, 2012 and 2011	F-234
Consolidated Statement of Cash Flow for the fiscal years ended March 31, 2012 and 2011	F-235
Notes to the Consolidated Financial Statements for the fiscal years ended March 31, 2012 and 2011	F-236

Important Information

In the Financial Statements included herein, Bharti Airtel Limited is referred to as "the Company" while in the remainder of this Offering Memorandum, it is referred to as "the Guarantor."

Capitalized terms used in the Financial Statements included herein may be defined differently than in the remainder of this Offering Memorandum.

Independent Auditor's Report

To the Board of Directors of Bharti Airtel Limited

We have audited the accompanying consolidated financial statements ('financial statements') of Bharti Airtel Limited ('the Company') and its subsidiaries (together referred to as 'the Group') as at March 31, 2014, comprising of the consolidated statement of financial position as at March 31, 2014 and the related consolidated income statement and consolidated statement of comprehensive income, consolidated statement of changes in equity and consolidated statement of cash flows for the year then ended, and a summary of significant accounting policies and other explanatory notes.

Management's Responsibility for the Financial Statements

Management is responsible for the preparation of these consolidated financial statements in accordance with the requirements of International Financial Reporting Standards. This responsibility includes the design, implementation and maintenance of internal control relevant to the preparation of the financial statements that are free from material misstatement, whether due to fraud or error.

Auditor's Responsibility

Our responsibility is to express an opinion on these financial statements based on our audit. We conducted our audit in accordance with the Standards on Auditing issued by the Institute of Chartered Accountants of India. Those standards require that we comply with ethical requirements and plan and perform the audit to obtain reasonable assurance about whether the financial statements are free from material misstatement.

An audit involves performing procedures to obtain audit evidence about the amounts and disclosures in the financial statements. The procedures selected depend on the auditor's judgment, including the assessment of the risks of material misstatement(s) of the financial statements, whether due to fraud or error. In making those risk assessments, the auditor considers internal control relevant to the Company's preparation and fair presentation of the consolidated financial statements in order to design audit procedures that are appropriate in the circumstances but not for the purpose of expressing an opinion on the effectiveness of the entity's internal control. An audit also includes evaluating the appropriateness of accounting policies used and the reasonableness of the accounting estimates made by management, as well as evaluating the overall presentation of the financial statements. We believe that the audit evidence we have obtained is sufficient and appropriate to provide a basis for our audit opinion

Opinion

In our opinion and to the best of our information and according to the explanations given to us and based on the consideration of the report of the other auditors on the financial statements of the joint venture of the Company as noted below, these financial statements present fairly, in all material respects, the financial position of the Group as at March 31, 2014, and its financial performance and cash flows for the year then ended in accordance with International Financial Reporting Standards.

Emphasis of Matter

We draw attention to Note 36(ii)(f)(vii) to the consolidated financial statements which describe the uncertainties related to the legal outcome of Department of Telecommunications' demand with respect to One Time Spectrum Charge. Our opinion is not qualified in respect of this matter.

Other Matters

We did not audit the share of gain in a joint venture of Rs 5,113 million for the year ended March 31, 2014, included in the accompanying financial statements in respect of the joint venture, whose financial statements and other financial information have been audited by other auditors and whose report has been furnished to us by the management. Our opinion, in so far as it relates to the affairs of such joint venture is based solely on the report of other auditors.

For S.R. BATLIBOI & ASSOCIATES LLP
Chartered Accountants
Firm's Registration Number 101049W

per Nilangshu Katriar
Partner
Membership No: 58814

Place: Gurgaon
Date: April 29, 2014

Bharti Airtel Limited
Consolidated income statement



(Rupees Millions, except per share data)

	Notes	Year ended March 31, 2014	Year ended March 31, 2013 Restated*
Revenue	6	857,461	769,045
Other operating income		1,174	425
Operating expenses	8	(580,865)	(536,891)
		277,770	232,579
Depreciation and amortisation	9	(156,496)	(148,148)
		121,274	84,431
Profit from operating activities before exceptional items			
Share of results of joint ventures and associates	16	5,211	3,506
Profit before finance income, finance costs, exceptional items and tax		126,485	87,937
Finance income	10	7,133	5,103
Finance costs	10	(55,513)	(45,187)
Exceptional items, net	11	538	-
Profit before tax		78,643	47,853
Income tax expense (including exceptional items)	12	(48,449)	(25,184)
Net profit for the year		30,194	22,669
Attributable to :			
Equity holders of the Parent		27,727	22,757
Non-controlling interests (including exceptional items)		2,467	(88)
Net profit		30,194	22,669
Earnings per share (In Rupees)	37		
Basic, profit attributable to equity holders of the Parent		7.02	6.00
Diluted, profit attributable to equity holders of the Parent		7.01	6.00

* Refer note 3(a)

The accompanying notes form an integral part of these consolidated financial statements.

For S. R. Batliboi & Associates LLP
Chartered Accountants
ICAI Firm Registration No: 101049W

For and on behalf of the Board of Directors of Bharti Airtel Limited

Sunil Bharti Mittal
Chairman

Gopal Vittal
Managing Director
& CEO (India & South Asia)

per Nilangshu Katriar
Partner
Membership No: 58814

Mukesh Bhavnani
Group General Counsel &
Company Secretary

Srikanth Balachandran
Global Chief Financial Officer

Place: Gurgaon
Date: April 29, 2014

Bharti Airtel Limited
Consolidated statement of comprehensive income



	(Rupees Millions)	
	Year ended March 31, 2014	Year ended March 31, 2013 Restated*
Net profit for the year	30,194	22,669
Other comprehensive income :		
Items that may be reclassified subsequently to profit or loss :		
Exchange differences on translation of foreign operations	15,716	(25,669)
Income tax effect	(150)	-
	15,566	(25,669)
Items that will not be reclassified to profit or loss :		
Re-measurement gains/(losses) on defined benefit plans	(197)	-
Income tax effect	49	-
	(148)	-
Other comprehensive income / (loss) for the year, net of tax	15,418	(25,669)
Total comprehensive income / (loss) for the year, net of tax	45,612	(3,000)
Attributable to :		
Equity holders of the Parent	43,373	(3,788)
Non-controlling interests	2,239	788
Total comprehensive income	45,612	(3,000)

* Refer note 3(a)

The accompanying notes form an integral part of these consolidated financial statements.

For S. R. Batliboi & Associates LLP
Chartered Accountants
ICAI Firm Registration No: 101049W

For and on behalf of the Board of Directors of Bharti Airtel Limited

per Nilangshu Katriar
Partner
Membership No: 58814

Place: Gurgaon
Date: April 29, 2014

Sunil Bharti Mittal
Chairman

Mukesh Bhavnani
Group General Counsel &
Company Secretary

Gopal Vittal
Managing Director
& CEO (India & South Asia)

Srikanth Balachandran
Global Chief Financial Officer

Bharti Airtel Limited
Consolidated statement of financial position



	Notes	As of March 31, 2014	As of March 31, 2013 Restated*	(Rupees Millions) As of April 1, 2012 Restated*
Assets				
Non-current assets				
Property, plant and equipment	13	596,429	638,277	626,834
Intangible assets	14	809,716	648,386	660,685
Investment in joint ventures and associates	16	56,702	11,552	5,054
Investment (non-current)	23	36,341	-	-
Derivative financial assets	17	2,761	3,566	2,756
Other financial assets	18	17,330	16,326	16,889
Other non-financial assets	19	26,009	18,749	15,456
Deferred tax asset	12	62,627	58,491	51,282
		1,607,915	1,395,347	1,378,956
Current assets				
Inventories	20	1,422	1,109	1,308
Trade and other receivables	21	62,441	67,824	67,258
Derivative financial assets	17	819	1,097	2,137
Prepayments and other assets	22	29,656	30,860	30,041
Income tax recoverable		9,319	10,093	6,170
Short term investments	23	62,265	65,546	15,569
Other financial assets	24	8,127	4,299	802
Cash and cash equivalents	25	49,808	16,078	19,914
		223,857	196,906	143,199
Total assets		1,831,772	1,592,253	1,522,155
Equity and liabilities				
Equity				
Issued capital	31	19,987	18,988	18,988
Treasury shares	31	(342)	(674)	(282)
Share premium		123,456	56,499	56,499
Retained earnings		437,167	414,027	395,682
Foreign currency translation reserve		(16,777)	(32,571)	(6,026)
Other components of equity	31	34,069	46,948	41,252
Equity attributable to equity holders of the Parent		597,560	503,217	506,113
Non-controlling interests		42,102	40,886	27,695
Total equity		639,662	544,103	533,808
Non-current liabilities				
Borrowings	26	549,919	569,137	473,416
Deferred revenue		14,010	9,685	2,883
Provisions	27	10,044	9,744	6,901
Derivative financial liabilities	17	4,313	893	401
Deferred tax liability	12	16,850	12,556	10,988
Other financial liabilities	28	27,464	23,204	23,429
Other non-financial liabilities	29	1,460	2,384	2,439
		624,060	627,603	520,457
Current liabilities				
Borrowings	26	209,039	98,226	181,961
Deferred revenue		44,899	39,560	43,282
Provisions	27	1,725	1,768	1,218
Other non-financial liabilities	29	15,277	13,245	10,767
Derivative financial liabilities	17	1,097	219	164
Income tax liabilities		12,032	7,627	7,596
Trade & other payables	32	283,981	259,902	222,902
		568,050	420,547	467,890
Total liabilities		1,192,110	1,048,150	988,347
Total equity and liabilities		1,831,772	1,592,253	1,522,155

* Refer note 3(a)

The accompanying notes form an integral part of these consolidated financial statements.

For S. R. Batliboi & Associates LLP
Chartered Accountants
ICAI Firm Registration No: 101049W

For and on behalf of the Board of Directors of Bharti Airtel Limited

Sunil Bharti Mittal
Chairman

Gopal Vittal
Managing Director
& CEO (India & South Asia)

per Nilangshu Katriar
Partner
Membership No: 58814

Mukesh Bhavnani
Group General Counsel &
Company Secretary

Srikanth Balachandran
Global Chief Financial Officer

Place: Gurgaon
Date: April 29, 2014

Bharti Airtel Limited
Consolidated statement of changes in equity



(Rupees Millions, except as stated otherwise)

	Attributable to equity holders of the Parent									
	No of shares (in '000) (Note 31)	Share capital (Note 31)	Treasury shares (Note 31)	Share premium	Retained earnings	Foreign currency translation (Note 31)	Other components of equity (Note 31)	Total	Non-controlling interests	Total equity
As of April 1, 2012	3,797,530	18,988	(282)	56,499	395,682	(6,026)	41,252	506,113	27,695	533,808
Net income / (loss) for the year	-	-	-	-	22,757	-	-	22,757	(88)	22,669
Other comprehensive income / (loss)	-	-	-	-	(26,545)	(26,545)	-	(26,545)	876	(25,669)
Total comprehensive income / (loss)	-	-	-	-	22,757	(26,545)	-	(3,788)	788	(3,000)
Share based compensation	-	-	-	-	-	-	389	389	14	403
Reclassification to provision for payment of stock option	-	-	-	-	-	-	(3)	(3)	-	(3)
Purchase of treasury shares from market	-	-	(762)	-	-	-	-	(762)	-	(762)
Receipt on exercise of share options	-	-	370	-	-	-	(302)	68	-	68
Transaction with Non-controlling Interests (refer note 7)	-	-	-	-	-	-	5,612	5,612	(18,394)	(12,782)
Proceeds from issuance of equity shares to non-controlling interests	-	-	-	-	-	-	-	-	32,303	32,303
Share issue expenses (net of tax) (refer note 7)	-	-	-	-	-	-	-	-	(394)	(394)
Dividend paid (including tax) to Company's shareholders (refer note 31)	-	-	-	-	(4,412)	-	-	(4,412)	-	(4,412)
Dividend paid (including tax) to non-controlling Interests	-	-	-	-	-	-	-	-	(1,126)	(1,126)
As of March 31, 2013	3,797,530	18,988	(674)	56,499	414,027	(32,571)	46,948	503,217	40,886	544,103
Net income / (loss) for the year	-	-	-	-	27,727	-	-	27,727	2,467	30,194
Other comprehensive income / (loss)	-	-	-	-	(148)	15,794	-	15,646	(228)	15,418
Total comprehensive income / (loss)	-	-	-	-	27,579	15,794	-	43,373	2,239	45,612
Share based compensation	-	-	-	-	-	-	-	-	8	8
Issue of share capital	199,870	999	-	66,957	-	-	-	67,956	-	67,956
Non-controlling interests arising on a business combination / Issuance of equity shares (refer note 7)	-	-	-	-	-	-	-	(7,534)	820	(6,714)
Receipt on exercise of share options (refer note 8.2)	-	-	332	-	-	-	(295)	37	61	98
Transaction with non-controlling interests (refer note 7)	-	-	-	-	-	-	(5,050)	(5,050)	355	(4,695)
Dividend paid (including tax) to Company's shareholders (refer note 31)	-	-	-	-	(4,439)	-	-	(4,439)	-	(4,439)
Dividend paid (including tax) to non-controlling Interests	-	-	-	-	-	-	-	-	(2,296)	(2,296)
Others (refer note 7)	-	-	-	-	-	-	-	-	29	29
As of March 31, 2014	3,997,400	19,987	(342)	123,456	437,167	(16,777)	34,069	597,560	42,102	639,662

The accompanying notes form an integral part of these consolidated financial statements

For and on behalf of the Board of Directors of Bharti Airtel Limited

For S. R. Batliboi & Associates LLP

Chartered Accountants

ICAI Firm Registration No: 101049W

Sunil Bharti Mittal
 Chairman

Gopal Vittal
 Managing Director
 & CEO (India & South Asia)

per Milangshu Katiriar
 Partner
 Membership No: 58814

Mukesh Bhavnani
 Group General Counsel &
 Company Secretary

Srikanth Balachandran
 Global Chief Financial Officer

Place: Gurgaon
 Date: April 29, 2014

Bharti Airtel Limited
Consolidated statement of cash flows



	Year ended March 31, 2014	(Rupees Millions) Year ended March 31, 2013 Restated*
Cash flows from operating activities		
Profit before tax	78,643	47,853
Adjustments for -		
Depreciation and amortisation	156,496	148,148
Finance income	(7,133)	(5,103)
Finance costs	55,513	45,187
Share of results of joint ventures and associates	(5,211)	(3,506)
Exceptional items (net)	(2,481)	-
Amortisation of share based compensation	8	403
Other non-cash items	(789)	336
Operating cash flow before changes in assets and liabilities	275,046	233,318
Trade & other receivables and prepayments	2,072	(3,823)
Inventories	(147)	268
Trade and other payables	16,818	24,055
Provisions	2,511	1,093
Other financial and non financial liabilities	10,506	2,294
Other financial and non financial assets	(14,227)	(4,253)
Cash generated from operations	292,579	252,952
Interest received	1,688	1,878
Dividend from mutual funds	898	113
Dividend received	2,200	4,050
Income tax paid	(35,039)	(31,294)
Net cash inflow from operating activities	262,326	227,699
Cash flows from investing activities		
Purchase of property, plant and equipment	(114,159)	(125,722)
Proceeds from sale of property, plant and equipment	4,360	1,403
Purchase of intangible assets	(64,860)	(5,744)
Short term investments (net)	(21,998)	(47,389)
Purchase of non-current investments	(8,842)	-
Investment in subsidiary, net of cash acquired (refer note 7)	(6,044)	102
Demerger of subsidiary (refer Note 7(e))	(8,009)	-
Investment in joint venture / associate (refer note 7)	(2)	(9,281)
Loan to joint venture / associate (net) (refer note 34)	(30,179)	(130)
Net cash outflow from investing activities	(249,733)	(186,761)
Cash flows from financing activities		
Proceeds from borrowings	361,215	257,694
Repayment of borrowings	(348,425)	(274,438)
Short term borrowings (net)	1,462	(7,282)
Purchase of treasury shares	-	(762)
Interest and other finance charges paid	(37,620)	(34,339)
Proceeds from exercise of share options	98	68
Dividend paid (including tax) to Company's shareholders (refer note 31)	(4,439)	(4,412)
Dividend paid (including tax) to non - controlling interests	(2,296)	(1,126)
Proceeds from issuance of equity shares to non - controlling interests (refer note 7(g))	-	32,303
Proceeds from issuance of equity shares to institutional investor	67,956	-
Share issue expenses of subsidiary (refer note 7(g))	-	(579)
Payment of long term liability / acquisition of non-controlling interests (refer note 7)	(10,207)	(12,782)
Net cash inflow/ (outflow) from financing activities	27,744	(45,655)
Net increase/ (decrease) in cash and cash equivalents during the year	40,337	(4,717)
Effect of exchange rate changes on cash and cash equivalents	(2,073)	(1,624)
Add : Balance as at the beginning of the year	1,311	7,652
Balance as at the end of the year (refer note 25)	39,575	1,311

* Refer note 3(a)

The accompanying notes form an integral part of these consolidated financial statements

For S. R. Batliboi & Associates LLP
Chartered Accountants
ICAI Firm Registration No: 101049W

For and on behalf of the Board of Directors of Bharti Airtel Limited

per Nilangshu Katriar
Partner
Membership No: 58814

Place: Gurgaon
Date: April 29, 2014

Sunil Bharti Mittal
Chairman

Mukesh Bhavnani
Group General Counsel &
Company Secretary

Gopal Vittal
Managing Director
& CEO (India & South Asia)

Srikanth Balachandran
Global Chief Financial Officer



1. Corporate information

Bharti Airtel Limited ("Bharti Airtel" or "the Company" or "the Parent") is domiciled and incorporated in India and publicly traded on the National Stock Exchange ('NSE') and the Bombay Stock Exchange ('BSE'), India. The Registered office of the Company is situated at Bharti Crescent, 1, Nelson Mandela Road, Vasant Kunj, Phase – II, New Delhi – 110070.

Bharti Airtel together with its subsidiaries is hereinafter referred to as "the Group". The Group is a leading telecommunication service provider in India and also has strong presence in Africa and South Asia. The services provided by the Group are further detailed in Note 6 under segment reporting.

The principal activities of the Group, its joint ventures and associates consist of provision of telecommunication systems and services, tower infrastructure services and direct to home digital TV services. The principal activities of the subsidiaries, joint ventures and associates are disclosed in Note 40.

The Group's principal shareholders as of March 31, 2014 are Bharti Telecom Limited, Pastel Limited (part of Singapore Telecommunication International Pte. Limited Group), Indian Continent Investment Limited, Three Pillars Pte. Limited and Life Insurance Corporation of India.

2. Basis of preparation

The consolidated financial statements of the Group have been prepared in accordance with the International Financial Reporting Standards ("IFRS") as issued by the International Accounting Standards Board ("IASB").

The consolidated financial statements were authorised for issue by the Board of Directors on April 29, 2014.

The preparation of the consolidated financial statements requires management to make estimates and assumptions. Actual results could vary from these estimates. The estimates and underlying assumptions are reviewed on an ongoing basis. Revisions to accounting estimates are recognised in the year in which the estimate is revised if the revision affects only that year or in the year of the revision and future years, if the revision affects both current and future years (refer note 4 on significant accounting judgements, estimates and assumptions).

The significant accounting policies used in preparing the consolidated financial statements are set out in note 3 of the notes to the consolidated financial statements.

3. Summary of significant accounting policies

The accounting policies adopted are consistent with those of the previous financial year except for adoption of the following new Standards, interpretations and amendments effective from the current year

S. No.	Standards/ Interpretation/ Amendments	Month of Issue	Effective date - annual periods beginning on or after
1	IFRS 10, "Consolidated Financial Statements"	May, 2011	January 1, 2013
2	IFRS 11, "Joint Arrangements"	May, 2011	January 1, 2013
3	IFRS 12, "Disclosure of Interests in other entities"	May, 2011	January 1, 2013
4	IAS 27 (Revised), "Separate Financial Statements"	May, 2011	January 1, 2013
5	IAS 28 (Revised), "Investments in Associates and joint ventures"	May, 2011	January 1, 2013
6	IFRS 13, "Fair Value Measurement"	May, 2011	January 1, 2013
7	Amendment to IAS 1, "Presentation of Financial Statements"	June, 2011	July 1, 2012
8	IAS 19 (Revised), "Employee Benefits"	June, 2011	January 1, 2013
9	IFRIC Interpretation 20, "Stripping Costs in the Production Phase of a Surface Mine"	October, 2011	January 1, 2013
10	Amendment to IFRS 7, "Financial Instruments: Disclosures"	December, 2011	January 1, 2013
11	Amendment to IFRS 1, "First time adoption of International Financial Reporting Standards"	March, 2012	January 1, 2013
12	"Consolidated Financial Statements, Joint Arrangements and Disclosure of Interests in Other Entities: Transition Guidance" (Amendments to IFRS 10, IFRS 11 and IFRS 12)	June, 2012	January 1, 2013
13	Annual Improvements	May, 2012	January 1, 2013

The adoption of the new Standards / Interpretation / amendments to the Standards mentioned above does not have any impact on the financial position or performance of the Group except for IFRS 11 and IAS 19 discussed below.

The Group has not early adopted any standard, interpretation or amendment that has been issued but is not yet effective.

a) IFRS 11 Joint Arrangements

In May 2011, International Accounting Standards Board issued IFRS 11, "Joint arrangements".

IFRS 11 replaces IAS 31, "Interests in Joint Ventures" and SIC-13, "Jointly-controlled Entities-Non-monetary Contributions by Venturers". IFRS 11 defines joint control as the contractually agreed sharing of control of an arrangement; which exists only when the decisions about the relevant activities require the unanimous consent of the parties sharing control. The reference to 'control' in 'joint control' refers to the definition of 'control' under IFRS 10. IFRS 11 also changes the accounting for joint arrangements by moving from three categories under IAS 31 (jointly controlled operations, jointly controlled assets and jointly controlled entities) to two categories: joint operations and joint ventures. IFRS 11 removes the option to account for jointly controlled entities using the proportionate consolidation method. Jointly controlled entities that meet the



definition of a joint venture must be accounted for using the equity method. IFRS 11 requires that the nature and the substance of the contractual rights and obligations arising from arrangement are considered when classifying it as either a joint operation or a joint venture; the legal form or structure of the arrangement is not the most significant factor in classifying the arrangement.

IFRS 11 was further amended in June, 2012 and provides relief similar to IFRS 10 from the presentation or adjustment of comparative information for periods prior to the immediately preceding period and also provides relief from disclosing the impact on each financial statement line item affected and earnings per share for the current period.

Jointly controlled entities of the Group (refer note 40 for the list of joint ventures) qualify as joint ventures under the Standard and have been accounted for using the equity method as compared to proportionate consolidation method earlier followed by the Company. This has resulted in recognising a single line item for investment in a joint venture in the statement of financial position, and a single line item for the proportionate share of net income and changes in other comprehensive income in the income statement and in the statement of comprehensive income, respectively.

The change in accounting of the Group's investments in joint ventures has been applied in accordance with the relevant transitional provisions set out in IFRS 11. Comparative amounts for the year ended and as of March 31, 2013 and March 31, 2012 have been restated to reflect the change in accounting for the Group's investment in joint ventures.

The line item wise impact on the comparative consolidated income statement, consolidated statement of financial position and consolidated statement of cash flows is given below. There is no impact on the other comprehensive income, net profit, earnings per share and total equity of the Group for the comparative period.



Impact on Consolidated Income Statement

	Year ended March 31, 2013 (Previously reported)	Impact of IFRS -11	(Rupees Millions) Year ended March 31, 2013 (As restated)
Revenue	803,112	(34,067)	769,045
Other operating income	478	(53)	425
Operating expenses	(554,886)	17,995	(536,891)
	248,704	(16,125)	232,579
Depreciation and amortisation	(154,964)	6,816	(148,148)
Profit from operating activities	93,740	(9,309)	84,431
Share of results of joint ventures and associates	(76)	3,582	3,506
Profit before finance income, finance costs and tax	93,664	(5,727)	87,937
Finance income	5,633	(530)	5,103
Finance costs	(49,477)	4,290	(45,187)
Profit before tax	49,820	(1,967)	47,853
Income tax expense	(27,151)	1,967	(25,184)
Net profit for the period	22,669	-	22,669



Impact on Consolidated Statement of Financial Position

	As of March 31, 2013 (Previously reported)	Impact of IFRS -11	(Rupees Millions) As of March 31, 2013 (As restated)
Assets			
Non-current assets			
Property, plant and equipment	688,430	(50,153)	638,277
Intangible assets	680,808	(32,422)	648,386
Investment in joint ventures and associates	242	11,310	11,552
Derivative financial assets	3,566	-	3,566
Other financial assets	16,999	(673)	16,326
Other non - financial assets	21,038	(2,289)	18,749
Deferred tax asset	59,245	(754)	58,491
	1,470,328	(74,981)	1,395,347
Current assets			
Inventories	1,109	-	1,109
Trade and other receivables	66,430	1,394	67,824
Derivative financial assets	1,097	-	1,097
Prepayments and other assets	33,134	(2,274)	30,860
Income tax recoverable	12,040	(1,947)	10,093
Short term investments	67,451	(1,905)	65,546
Other financial assets	4,348	(49)	4,299
Cash and cash equivalents	17,295	(1,217)	16,078
	202,904	(5,998)	196,906
Total assets	1,673,232	(80,979)	1,592,253
Equity and liabilities			
Equity			
Issued capital	18,988	-	18,988
Treasury shares	(674)	-	(674)
Share premium	56,499	-	56,499
Retained earnings	414,027	-	414,027
Foreign currency translation reserve	(32,571)	-	(32,571)
Other components of equity	46,948	-	46,948
Equity attributable to equity holders of the Parent	503,217	-	503,217
Non-controlling interests	40,886	-	40,886
Total equity	544,103	-	544,103
Non-current liabilities			
Borrowings	615,485	(46,348)	569,137
Deferred revenue	9,696	(11)	9,685
Provisions	10,548	(804)	9,744
Derivative financial liabilities	893	-	893
Deferred tax liability	15,873	(3,317)	12,556
Other financial liabilities	22,748	456	23,204
Other non - financial liabilities	3,465	(1,081)	2,384
	678,708	(51,105)	627,603
Current liabilities			
Borrowings	114,123	(15,897)	98,226
Deferred revenue	39,560	-	39,560
Provisions	1,835	(67)	1,768
Other non - financial liabilities	13,922	(677)	13,245
Derivative financial liabilities	219	-	219
Income tax liabilities	7,628	(1)	7,627
Trade & other payables	273,134	(13,232)	259,902
	450,421	(29,874)	420,547
Total liabilities	1,129,129	(80,979)	1,048,150
Total equity and liabilities	1,673,232	(80,979)	1,592,253

Impact on Consolidated Statement of cash flows

	Year ended March 31, 2013 (Previously reported)	Impact of IFRS -11	(Rupees Millions) Year ended March 31, 2013 (As restated)
Cash flows from operating activities			
Profit before tax	49,820	(1,967)	47,853
Adjustments for -			
Depreciation and amortisation	154,964	(6,816)	148,148
Finance income	(5,633)	530	(5,103)
Finance costs	49,477	(4,290)	45,187
Share of results of joint ventures and associates	76	(3,582)	(3,506)
Amortisation of share based compensation	403	-	403
Other non-cash items	392	(56)	336
Operating cash flow before changes in assets and liabilities	249,499	(16,181)	233,318
Trade & other receivables and prepayments	(5,718)	1,895	(3,823)
Inventories	268	-	268
Trade and other payables	23,776	279	24,055
Provisions	1,100	(7)	1,093
Other financial and non financial liabilities	73	2,221	2,294
Other financial and non financial assets	(3,978)	(275)	(4,253)
Cash generated from operations	265,020	(12,068)	252,952
Interest received	2,308	(430)	1,878
Dividend received from mutual funds	113	-	113
Dividend received	-	4,050	4,050
Income tax paid	(32,611)	1,317	(31,294)
Net cash inflow from operating activities	234,830	(7,131)	227,699
Cash flows from investing activities			
Purchase of property, plant and equipment	(133,167)	7,445	(125,722)
Proceeds from sale of property, plant and equipment	1,513	(110)	1,403
Purchase of intangible assets	(5,788)	44	(5,744)
Short term investments (net)	(45,685)	(1,704)	(47,389)
Investment in subsidiary, net of cash acquired	102	-	102
Investment in joint venture / associate (refer note 7(a))	(5,902)	(3,379)	(9,281)
Loan to associates	(130)	-	(130)
Net cash outflow from investing activities	(189,057)	2,296	(186,761)
Cash flows from financing activities			
Proceeds from borrowings	312,800	(55,106)	257,694
Repayment of borrowings	(328,443)	54,005	(274,438)
Short term borrowings (net)	(7,282)	-	(7,282)
Purchase of treasury shares	(762)	-	(762)
Interest paid	(39,443)	5,104	(34,339)
Proceeds from exercise of share options	68	-	68
Dividend paid (including tax) to Company's shareholders (refer note 31)	(4,412)	-	(4,412)
Dividend paid (including tax) to non - controlling interests	(1,126)	-	(1,126)
Proceeds from issuance of equity shares to non - controlling interests (refer note 7(g))	32,303	-	32,303
Share issue expenses of subsidiary (refer note 7(g))	(579)	-	(579)
Payment of long term liability / acquisition of non-controlling interest (refer note 7)	(12,782)	-	(12,782)
Net cash inflow/ (outflow) from financing activities	(49,658)	4,003	(45,655)
Net increase/ (decrease) in cash and cash equivalents during the year	(3,885)	(832)	(4,717)
Effect of exchange rate changes on cash and cash equivalents	(1,624)	-	(1,624)
Add : Balance as at the beginning of the year	8,037	(385)	7,652
Balance as at the end of the year (refer note 25)	2,528	(1,217)	1,311



Impact on Consolidated Statement of Financial Position

	As of March 31, 2012 (Previously reported)	Impact of IFRS -11	(Rupees Millions) As of March 31, 2012 (As restated)
Assets			
Non-current assets			
Property, plant and equipment	674,932	(48,098)	626,834
Intangible assets	660,889	(204)	660,685
Investment in joint ventures and associates	223	4,831	5,054
Derivative financial assets	2,756	-	2,756
Other financial assets	16,887	2	16,889
Other non - financial assets	15,568	(112)	15,456
Deferred tax asset	51,277	5	51,282
	1,422,532	(43,576)	1,378,956
Current assets			
Inventories	1,308	-	1,308
Trade and other receivables	63,735	3,523	67,258
Derivative financial assets	2,137	-	2,137
Prepayments and other assets	32,621	(2,580)	30,041
Income tax recoverable	9,049	(2,879)	6,170
Short term investments	18,132	(2,563)	15,569
Other financial assets	802	-	802
Cash and cash equivalents	20,300	(386)	19,914
	148,084	(4,885)	143,199
Total assets	1,570,616	(48,461)	1,522,155
Equity and liabilities			
Equity			
Issued capital	18,988	-	18,988
Treasury shares	(282)	-	(282)
Share premium	56,499	-	56,499
Retained earnings	395,682	-	395,682
Foreign currency translation reserve	(6,026)	-	(6,026)
Other components of equity	41,252	-	41,252
Equity attributable to equity holders of the Parent	506,113	-	506,113
Non-controlling interests	27,695	-	27,695
Total equity	533,808	-	533,808
Non-current liabilities			
Borrowings	497,154	(23,738)	473,416
Deferred revenue	2,892	(9)	2,883
Provisions	7,240	(339)	6,901
Derivative financial liabilities	401	-	401
Deferred tax liability	11,621	(633)	10,988
Other financial liabilities	23,076	353	23,429
Other non - financial liabilities	5,551	(3,112)	2,439
	547,935	(27,478)	520,457
Current liabilities			
Borrowings	193,078	(11,117)	181,961
Deferred revenue	43,282	-	43,282
Provisions	1,290	(72)	1,218
Other non - financial liabilities	10,811	(44)	10,767
Derivative financial liabilities	166	(2)	164
Income tax liabilities	7,596	-	7,596
Trade & other payables	232,650	(9,748)	222,902
	488,873	(20,983)	467,890
Total liabilities	1,036,808	(48,461)	988,347
Total equity and liabilities	1,570,616	(48,461)	1,522,155



b) IAS 19 Employee Benefits

In June 2011, International Accounting Standards Board issued IAS 19 (Revised 2011). The revised standard includes a number of amendments that range from fundamental changes to simple clarifications and re-wording. The most significant change for the Group relate to the accounting for actuarial gains and losses.

Remeasurement gains and losses (mainly comprises of actuarial gains and losses for the Group) are to be recognised in OCI when they occur. Amounts recognised in profit or loss are limited to current and past service costs, gains or losses on settlements and net interest income (expense). All other changes in the net defined benefit asset / liability are recognised in other comprehensive income with no subsequent recycling to profit and loss.

The change in accounting for remeasurement gains and losses are required to be applied with retrospective effect as per the transitional provisions of IAS 19. The Group has assessed the impact of the restatement as immaterial and has, accordingly, not restated the comparative information.

The change does not have any impact on the provision for defined benefit obligation as of March 31, 2014. Actuarial loss of Rs. 148 Mn (Net of Rs. 49 Mn income tax effect) for the year ended March 31, 2014 has been recognised in other comprehensive income. There was no material impact on the Group's basic and diluted EPS and on the consolidated statement of cash flows.

IAS 19 (Revised 2011) also requires more extensive disclosures. These have been provided in note 30.

3.1 Basis of measurement

The consolidated financial statements are prepared on a historical cost basis, except for financial instruments classified as fair value through profit or loss that have been measured at fair value and liability for cash settled share based options (refer note 3.13). The carrying values of recognised liabilities that are designated as hedged items in fair value hedges that would otherwise be carried at amortised cost are adjusted to record changes in the fair values attributable to the risks that are being hedged in effective hedge relationships. The consolidated financial statements are presented in Indian Rupees ('Rupees' or 'Rs.'), which is the Company's functional and Group's presentation currency and all amounts are rounded to the nearest million, except as stated otherwise.

3.2 Basis of consolidation

The consolidated financial statements comprise the financial statements of the Company and its subsidiaries as disclosed in Note 40.

A subsidiary is an entity controlled by the Group. Control exists when the parent has power over the entity, is exposed, or has rights to variable returns from its involvement with the entity and has the ability to affect those returns by using its power over entity. Power is demonstrated through existing rights that give the ability to direct relevant activities, those which significantly affect the entity's returns.

Subsidiaries are fully consolidated from the date on which Group obtains control over the subsidiary and ceases when the Group loses control of the subsidiary. Where necessary, adjustments are made to the financial statements of subsidiaries to bring their accounting policies and accounting period in line with those used by the Group. All intra-group transactions, balances, income and expenses and cash flows are eliminated on consolidation.

Non-controlling interests is the equity in a subsidiary not attributable, directly or indirectly, to a parent. Non-controlling interests in the net assets of consolidated subsidiaries are identified separately from the Group's equity therein. Non-controlling interests consist of the amount of those interests at the date of the business combination and the Non-controlling interests share of changes in equity since that date.

Losses are attributed to the non-controlling interest even if that results in a deficit balance. However, the non-controlling interest share of losses of subsidiary are allocated against the interest of the Group where the non-controlling interest is reduced to zero and the Group has a binding obligation under a contractual arrangement with the holders of non-controlling interest.

A change in the ownership interest of a subsidiary, without a change of control, is accounted for as an equity transaction.

When the Group ceases to have control over a subsidiary, it derecognises the carrying value of assets (including goodwill), liabilities, the attributable value of non-controlling interest, if any, and the cumulative translation differences previously recognised in other comprehensive income. The profit or loss on disposal is recognised in the income statement and is calculated as the difference between (i) the aggregate of the fair value of consideration received and the fair value of any retained interest, and (ii) the previous carrying amount of the assets (including goodwill) and liabilities of the subsidiary and any non-controlling interests. Amounts previously recognised in other comprehensive income in relation to the subsidiary are accounted

for (i.e. reclassified to profit or loss or transferred directly to retained earnings) in the same manner as would be required if the relevant assets or liabilities were disposed off. The fair value of any residual interest in the erstwhile subsidiary at the date when control is lost is regarded as the fair value on initial recognition for subsequent accounting under IAS 39, "*Financial Instruments: Recognition and Measurement*", or, when applicable, the cost on initial recognition of an investment in an associate or jointly controlled entity.

3.3 Business Combinations

The acquisitions of businesses are accounted for using the acquisition method. The cost of the acquisition is measured at the aggregate of the fair values, at the date of exchange, of assets given, liabilities incurred or assumed, and equity instruments issued by the Group in exchange for control of the acquiree. The acquiree's identifiable assets, liabilities and contingent liabilities that meet the condition for recognition are recognised at their fair values at the acquisition date except certain assets and liabilities required to be measured as per the applicable standard.

Goodwill arising on acquisition is recognised as an asset and initially measured at cost, being the excess of the cost of the business combination over the Group's interest in the net fair value of the identifiable assets, liabilities recognised and contingent liabilities assumed.

In the case of bargain purchase, the resultant gain is recognised directly in the income statement.

The interest of non-controlling shareholders in the acquiree is initially measured at the non-controlling shareholders proportionate share of the acquiree's identifiable net assets.

Acquisition related costs, such as finder's fees, advisory, legal, accounting, valuation and other professional or consulting fees are expensed as incurred.

Any contingent consideration to be transferred by the acquirer is recognised at fair value at the acquisition date. Contingent consideration classified as an asset or liability that is a financial instrument and within the scope of IAS 39 *Financial Instruments: Recognition and Measurement*, is measured at fair value with changes in fair value recognised either in profit or loss or as a change to OCI. If the contingent consideration is not within the scope of IAS 39, it is measured in accordance with the appropriate IFRS. Contingent consideration that is classified as equity is not re-measured and its subsequent settlement is accounted for within equity.

Where the Group increases its interest in an entity such that control is achieved, previously held equity interest in the acquired entity is revalued to fair value as at the date of acquisition, being the date at which the Group obtains control of the acquiree and a gain or loss is recognised in the income statement.



A contingent liability recognised in a business combination is initially measured at its fair value. Subsequently, it is measured at the higher of the amount that would be recognised in accordance with IAS 37, "Provisions, Contingent Liabilities and Contingent Assets", or amount initially recognised less, when appropriate, cumulative amortisation recognised in accordance with IAS 18 "Revenue".

3.4 Interest in joint ventures and associates

A joint venture is a type of joint arrangement whereby the parties that have joint control of the arrangement have rights to the net assets of the joint venture. Joint control is the contractually agreed sharing of control of an arrangement, which exists only when decisions about the relevant activities require unanimous consent of the parties sharing control.

An associate is an entity over which the Group has significant influence. Significant influence is the power to participate in the financial and operating policy decisions of the investee but is not control or joint control over those policies.

The Group's investments in its joint ventures and associates are accounted for using the equity method. Under the equity method, investments in joint ventures and associates are carried in the consolidated statement of financial position at cost as adjusted for post-acquisition changes in the Group's share of the net assets of the joint ventures and associates, less any impairment in the value of the investments. Losses of a joint venture and an associate in excess of the Group's interest in that joint venture or associate are not recognised. Additional losses are provided for, and a liability is recognised, only to the extent that the Group has incurred legal or constructive obligation or made payments on behalf of the joint venture or associate.

The financial statements of the joint venture and associate are prepared for the same reporting period as the Group. Where necessary, adjustments are made to bring the accounting policies in line with those of the Group.

Goodwill relating to the joint venture and associate is included in the carrying amount of the investment and is neither amortised nor individually tested for impairment.

3.5 Intangible assets

Identifiable intangible assets are recognised when the Group controls the asset, it is probable that future economic benefits attributed to the asset will flow to the Group and the cost of the asset can be reliably measured.



At initial recognition, the separately acquired intangible assets are recognised at cost. The cost of intangible assets that are acquired in a business combination is its fair value as at the date of acquisition. Following initial recognition, the intangible assets are carried at cost less any accumulated amortisation and accumulated impairment losses, if any.

Amortisation is recognised in profit or loss on a straight-line basis over the estimated useful lives of intangible assets from the date they are available for use. The amortisation period and the amortisation method for an intangible asset (except goodwill) is reviewed at least at each financial year end. Changes in the expected useful life or the expected pattern of consumption of future economic benefits embodied in the asset is accounted for by changing the amortisation period or method, as appropriate, and are treated as changes in accounting estimates.

a. Goodwill

Goodwill is initially recognised at cost and is subsequently measured at cost less any accumulated impairment losses.

On disposal of a subsidiary, the attributable amount of goodwill is included in the determination of the profit or loss recognised in the income statement on disposal.

b. Software

Software is capitalised at the amounts paid to acquire the respective license for use and is amortised over the period of license, generally not exceeding three years. Software up to Rs. 500 thousand, which has an independent use, is amortised over a period of one year from the date of place in service.

c. Bandwidth

Payments for bandwidth capacities are classified as pre-payments in service arrangements or under certain conditions as an acquisition of a right. In the latter case it is accounted for as an intangible asset and the cost is amortised over the period of the agreement. Bandwidth is amortised over a period of fifteen years to eighteen years, depending on the period of the specific agreement.

d. Licenses

Acquired licenses (including spectrum) are initially recognised at cost. Subsequently, licenses are measured at cost less accumulated amortisation and accumulated impairment loss, if any. Amortisation is recognised in profit or loss on a straight-line basis over the unexpired period of the license commencing from the date when the related network is available for intended use in the respective jurisdiction and is disclosed under 'depreciation and amortisation'. The amortisation period relating to licenses acquired in a business



combination is determined primarily by reference to the unexpired license period. The estimated useful life of Licenses ranges from two years to twenty five years

The revenue-share fee on licenses and spectrum is computed as per the licensing agreement and is expensed as incurred.

e. Other acquired intangible assets

Other intangible assets are initially recognised at cost. Other intangible assets acquired in business combinations comprise brands, customer relationships and distribution networks and are capitalised at fair values on the date of acquisition and are amortised as below:

Brand: Over the period of their expected benefits, not exceeding the life of the licenses and are written off in their entirety when no longer in use.

Distribution network: Over estimated useful life of one year to two years

Customer base: Over the estimated life, of such relationships which ranges from one year to five years.

Amortisation is recognised in profit or loss on a straight-line basis over the estimated useful lives of intangible assets from the date they are available for use.

3.6 Property, plant and equipment ('PPE')

Property, plant and equipment is stated at cost, net of accumulated depreciation and accumulated impairment losses, if any. Such cost includes the cost of replacing part of the plant and equipment and borrowing costs for long term construction projects if the recognition criteria are met. When significant parts of property, plant and equipment are required to be replaced in intervals, the Group recognises such parts as separate component of assets with specific useful lives and provides depreciation over their useful life. Subsequent costs are included in the asset's carrying amount or recognised as a separate asset, as appropriate, only when it is probable that future economic benefits associated with the item will flow to the Group and the cost of the item can be measured reliably. The carrying amount of the replaced part is derecognised. All other repair and maintenance costs are recognised in profit or loss as incurred.

Where assets are installed on the premises of customers (commonly called Customer premise equipment - "CPE"), such assets continue to be treated as PPE as the associated risks and rewards remain with the Group and the management is confident of exercising control over them.

The Group also enters into multiple element contracts whereby the vendor supplies plant and equipment and IT related services. These are recorded on the basis of relative fair value.

Gains and losses arising from retirement or disposal of property, plant and equipment are determined as the difference between the net disposal proceeds and the carrying amount of the asset and are recognised in profit or loss on the date of retirement or disposal.

Assets are depreciated to the residual values on a straight-line basis over the estimated useful lives. The assets' residual values and useful lives are reviewed at each financial year end or whenever there are indicators for review, and adjusted prospectively. Freehold land is not depreciated. Estimated useful lives of the assets are as follows:

	Years
Buildings	20
Technical equipment and machinery	
- Network equipment	3 – 20
- Customer premise equipment	5-6
Other equipment, operating and office equipment	
- Computer equipment	3
- Office furniture and equipment	2 - 5
- Vehicles	3 - 5
Leasehold improvements	Remaining period of the lease or 10-20 years, as applicable, whichever is less

Assets individually costing Rupees five thousand or less are fully depreciated over a period of twelve months from the date placed in service.

3.7 Impairment of non-financial assets

Assets that have an indefinite useful life, for example goodwill, are not subject to amortisation and are tested annually for impairment. Assets that are subject to depreciation and amortisation are reviewed for impairment, whenever events or changes in circumstances indicate that the carrying amount may not be recoverable. Such circumstances include, though are not limited to, significant or sustained decline in revenues or earnings and material adverse changes in the economic environment.

Impairment test for goodwill is performed at the level of each Cash Generating Unit ('CGU') or groups of CGUs expected to benefit from acquisition-related synergies and represent the lowest level within the entity at which the goodwill is monitored for internal management purposes, within an operating segment. A CGU



is the smallest identifiable group of assets that generates cash inflows that are largely independent of the cash inflows from other assets or group of assets.

An impairment loss is recognised whenever the carrying amount of an asset or its cash-generating unit exceeds its recoverable amount. The recoverable amount of an asset is the greater of its fair value less costs to sell and value in use. To calculate value in use, the estimated future cash flows are discounted to their present value using a pre-tax discount rate that reflects current market rates and the risks specific to the asset. For an asset that does not generate largely independent cash inflows, the recoverable amount is determined for the cash-generating unit to which the asset belongs. Fair value less costs to sell is the best estimate of the amount obtainable from the sale of an asset in an arm's length transaction between knowledgeable, willing parties, less the costs of disposal. Impairment losses, if any, are recognised in profit or loss as a component of depreciation and amortisation expense.

An impairment loss in respect of goodwill is not reversed. Other impairment losses are only reversed to the extent that the asset's carrying amount does not exceed the carrying amount that would have been determined if no impairment loss had previously been recognised.

3.8 Cash and cash equivalents

Cash and cash equivalents comprise cash at bank and on hand, call deposits and other short term highly liquid investments with an original maturity of three months or less that are readily convertible to a known amount of cash and are subject to an insignificant risk of changes in value.

For the purpose of the consolidated statement of cash flows, cash and cash equivalents include, outstanding bank overdrafts shown within the borrowings in current liabilities in the statement of financial position and which are considered an integral part of the Group's cash management.

3.9 Inventories

Inventories are valued at the lower of cost (determined on a first in first out ('FIFO') basis) and estimated net realisable value. Inventory costs include purchase price, freight inwards and transit insurance charges.

Net realisable value is the estimated selling price in the ordinary course of business, less estimated costs of completion and the estimated costs necessary to make the sale.

3.10 Leases

The determination of whether an arrangement is, or contains, a lease is based on the substance of an arrangement at inception date: whether fulfillment of the arrangement is dependent on the use of a specific

asset or assets and the arrangement conveys a right to use the asset, even if that right is not explicitly specified in an arrangement.

a. Group as a lessee

Finance lease, which transfer to the Group substantially all the risks and rewards incidental to ownership of the leased item, are capitalised at the commencement of the lease at the fair value of the leased asset or, if lower, at the present value of the minimum lease payments. Lease payments are apportioned between finance charges and reduction of the lease liability so as to achieve a constant rate of interest on the remaining balance of the liability. Finance charges are recognised in the profit or loss.

Leased assets are depreciated over the useful life of the asset. However, if there is no reasonable certainty that the Group will obtain ownership by the end of the lease term, the asset is depreciated over the shorter of the estimated useful life of the asset and the lease term.

Operating lease payments are recognised as an expense on a straight-line basis over the lease term. Contingent rents are recognised as expense in the period in which they are incurred.

b. Group as a lessor

Assets leased to others under finance lease are recognised as receivables at an amount equal to the net investment in the leased assets. The finance income is recognised based on the periodic rate of return on the net investment of the Group outstanding in respect of the finance lease.

Lease where the Group does not transfer substantially all the risks and rewards incidental to ownership of the asset are classified as operating lease. Initial direct costs incurred in negotiating an operating lease are added to the carrying amount of the leased asset and recognised over the lease term on the same basis as rental income.

Lease rentals under operating leases are recognised as income on a straight-line basis over the lease term. Contingent rents are recognised as income in the period in which they are earned.

c. Indefeasible right to use ('IRU')

As part of the operations, the Group enters into agreement for leasing assets under "Indefeasible right to use" with third parties. Under the arrangement the assets are given on lease over the substantial part of the asset life. However, the title to the assets and significant risk associated with the operation and

maintenance of these assets remains with the lessor. Hence, such arrangements are recognised as operating lease.

The contracted price is received in advance and is recognised as revenue during the tenure of the agreement. Unearned IRU revenue net of the amount recognisable within one year is disclosed as deferred revenue in non-current liabilities and the amount recognisable within one year is disclosed as deferred revenue in current liabilities.

3.11 Financial instruments

A. Financial instruments – initial recognition and measurement

Financial assets and financial liabilities are recognised on the Group's statement of financial position when the Group becomes a party to the contractual provisions of the instrument. The Group determines the classification of its financial assets and liabilities at initial recognition. All financial assets and liabilities are recognised initially at fair value plus directly attributable transaction costs, except for financial assets and liabilities classified as fair value through profit or loss.

Purchases or sales of financial assets that require delivery of assets within a time frame established by regulation or convention in the marketplace (regular way trades) are recognised on the trade date, i.e., the date that the Group commits to purchase or sell the asset.

B. Financial Assets

1. Subsequent measurement

The subsequent measurement of financial assets depends on their classification as follows:

a. Financial assets at fair value through profit or loss

Financial assets at fair value through profit or loss include financial assets held for trading and those designated upon initial recognition at fair value through profit or loss. Financial assets are classified as held for trading if they are acquired for the purpose of selling in the near term. Derivatives, including separated embedded derivatives are classified as held for trading unless they are designated as effective hedging instruments. Financial assets are designated upon initial recognition at fair value through profit or loss when the same are managed by the Group on the basis of their fair value and their performance is evaluated on fair value basis in accordance with a documented risk management or investment strategy. Financial assets at fair value through profit or loss are carried in the statement of financial position at fair value with changes in fair value recognised in finance income or finance costs in the income statement.

Derivatives embedded in host contracts are accounted for as separate derivatives and recorded at fair value if their economic characteristics and risks are not closely related to those of the host contracts and the host contracts are not held for trading or designated at fair value through profit or loss. Reassessment only occurs if there is a change in the terms of the contract that significantly modifies the cash flows that would otherwise be required.

b. Financial assets measured at amortised cost

Loans and receivables are non-derivative financial assets with fixed or determinable payments that are not quoted in an active market. Trade receivables do not carry any interest and are stated at their nominal value as reduced by appropriate allowances for estimated irrecoverable amounts. Estimated irrecoverable amounts are based on the ageing of the receivables balance and historical experience. Additionally, a large number of minor receivables are grouped into homogenous groups and assessed for impairment collectively. Individual trade receivables are written off when management deems them not to be collectible.

After initial measurement, financial assets measured at amortised cost are measured using the effective interest rate method (EIR), less impairment, if any. Amortised cost is calculated by taking into account any discount or premium on acquisition and fee or costs that are an integral part of the EIR. The EIR amortisation is included in finance income in the income statement.

The Group does not have any Held-to-maturity and available for sale investments.

2. Derecognition

The Group derecognises a financial asset only when the contractual rights to the cash flows from the asset expires or it transfers the financial asset and substantially all the risks and rewards of ownership of the asset.

C. Financial liabilities

1. Subsequent measurement

The subsequent measurement of financial liabilities depends on their classification as follows:

a. Financial liabilities at fair value through profit or loss

Financial liabilities at fair value through profit or loss include financial liabilities held for trading. The Group has not designated any financial liabilities upon initial recognition at fair value through profit or loss. Financial liabilities are classified as held for trading if they are acquired for the purpose of repurchasing in the near term. Derivatives, including separated embedded derivatives are classified as held for trading unless they are designated as effective hedging instruments. Financial liabilities at fair value through profit or loss are carried in the statement of financial position at fair value with changes in fair value recognised in finance income or finance costs in the income statement.

b. Financial liabilities measured at amortised cost

After initial recognition, interest bearing loans and borrowings are subsequently measured at amortised cost using the effective interest rate method ('EIR') except for those designated in an effective hedging relationship. The carrying value of borrowings that are designated as hedged items in fair value hedges that would otherwise be carried at amortised cost are adjusted to record changes in fair values attributable to the risks that are being hedged in effective hedging relationships (refer note 3.11 D).

Amortised cost is calculated by taking into account any discount or premium on acquisition and fee or costs that are an integral part of the EIR. The EIR amortisation is included in finance costs in the income statement.

2. Derecognition

A financial liability is derecognised when the obligation under the liability is discharged or cancelled or expires. When an existing financial liability is replaced by another from the same lender on substantially different terms, or the terms of an existing liability are substantially modified, such an exchange or modification is treated as a derecognition of the original liability and the recognition of a new liability, and the difference in the respective carrying amounts is recognised in the income statement.



D. Derivative financial instruments - hedge accounting

The Group uses derivative financial instruments such as foreign exchange contracts and interest rate swaps to manage its exposures to foreign exchange fluctuations and interest rate movement. These are initially recognised at fair value on the date on which a derivative contract is entered into and are subsequently re-measured at fair value.

The Group applies fair value hedge accounting for hedging risk of change in fair value of the borrowings attributable to the hedged interest rate risk. The Group designates certain interest rate swaps to hedge the risk of changes in fair value of recognised borrowings. The Group documents at the time of designation the relationship between hedging instruments and hedged items, as well as its risk management objectives and strategy for undertaking various hedging transactions. The Group also documents its assessment, both at the inception of the hedge and on an ongoing basis, of whether the derivatives that are used in hedging transactions are highly effective in offsetting changes in fair values of hedged items.

Changes in the fair value of derivatives that are designated and qualify as fair value hedges are recorded in the income statement within finance income / finance costs, together with any changes in the fair value of the hedged liability that are attributable to the hedged risk. If the hedge no longer meets the criteria for hedge accounting, the adjustment to the carrying amount of a hedged item for which the effective interest method is used is amortised to profit or loss over the period to maturity.

E. Offsetting financial instruments

Financial assets and financial liabilities are offset and the net amount reported in the consolidated statement of financial position if, and only if, there is a currently enforceable legal right to offset the recognised amounts and there is an intention to settle on a net basis, or to realise the assets and settle the liabilities simultaneously.

F. Derivative financial instruments - Current versus non-current classification

Derivative instruments that are not designated as effective hedging instruments (economic hedge) and will be held for a period beyond twelve months after the reporting date, the derivative is classified as non-current (or separated into current and non-current portions) consistent with the classification of the underlying item. These are classified as current, when the remaining holding period is upto twelve months after the reporting date.

Embedded derivatives that are not closely related to the host contract are classified consistent with the cash flows of the host contract.



Full fair value of derivative instruments designated as effective hedging instruments are classified as non-current asset or liability when the remaining maturity of the hedged item is more than twelve months, and as current asset or liability when the remaining maturity of the hedged item is upto twelve months.

G. Fair value measurement

The Group measures certain financial instruments, such as, derivatives at fair value at each reporting date. Fair value is the price that would be received to sell an asset or paid to transfer a liability in an orderly transaction between market participants at the measurement date. The fair value measurement is based on the presumption that the transaction to sell the asset or transfer the liability takes place either:

- in the principal market for the asset or liability, or
- in the absence of a principal market, in the most advantageous market for the asset or liability.

The principal or the most advantageous market must be accessible to the Group.

The fair value of an asset or a liability is measured using the assumptions that market participants would use when pricing the asset or liability, assuming that market participants act in their economic best interest.

The Group uses valuation techniques that are appropriate in the circumstances and for which sufficient data are available to measure fair value, maximising the use of relevant observable inputs and minimising the use of unobservable inputs.

3.12 Treasury shares

Own equity instruments which are reacquired (treasury shares) through Bharti Airtel Employees' Welfare Trust are recognised at cost and deducted from equity. No gain or loss is recognised in the income statement on the purchase, sale, issue or cancellation of the Company's own equity instruments. Any difference between the carrying amount and the consideration is recognised in share based payment transaction reserve.

3.13 Share-based compensation

The Group issues equity-settled and cash-settled share-based options to certain employees. These are measured at fair value on the date of grant.

The fair value determined on the grant date of the equity settled share based options is expensed over the vesting period, based on the Group's estimate of the shares that will eventually vest.



The fair value determined on the grant date of the cash settled share based options is expensed over the vesting period, based on the Group's estimates of the shares that will eventually vest. At the end of the each reporting period, until the liability is settled, and at the date of settlement, the fair value of the liability is recognised, with any changes in fair value pertaining to the vested period recognised immediately in profit or loss.

At the vesting date, the Group's estimate of the shares expected to vest is revised to equal the number of equity shares that ultimately vest.

Fair value is measured using Lattice-based option valuation model, Black-Scholes and Monte Carlo Simulation framework and is recognised as an expense, together with a corresponding increase in equity/liability, as appropriate, over the period in which the options vest using the graded vesting method. The expected life used in the model is adjusted, based on management's best estimate, for the effects of non-transferability, exercise restrictions and behavioral considerations. The expected volatility and forfeiture assumptions are based on historical information.

Where the terms of a share-based compensation are modified, the minimum expense recognised is the expense as if the terms had not been modified, if the original terms of the award are met. An additional expense is recognised for any modification that increases the total fair value of the share-based payment transaction, or is otherwise beneficial to the employee as measured at the date of modification.

Where an equity-settled award is cancelled, it is treated as if it is vested on the date of cancellation, and any expense not yet recognised for the award is recognised immediately. This includes any award where non-vesting conditions within the control of either the entity or the employee are not met. However, if a new award is substituted for the cancelled award, and designated as a replacement award on the date that it is granted, the cancelled and new awards are treated as if they were a modification of the original award, as described in the previous paragraph.

3.14 Employee benefits

The Group's post-employment benefits include defined benefit plan and defined contribution plans. The Group also provides other benefits in the form of deferred compensation and compensated absences.

Under the defined benefit retirement plan, the Group provides retirement obligation in the form of Gratuity. Under the plan, a lump sum payment is made to eligible employees at retirement or termination of employment based on respective employee salary and years of experience with the Group.



For defined benefit retirement plans, the difference between the fair value of the plan assets and the present value of the plan liabilities is recognised as an asset or liability in the statement of financial position. Scheme liabilities are calculated using the projected unit credit method and applying the principal actuarial assumptions as at the date of statement of financial position. Plan assets are assets that are held by a long-term employee benefit fund or qualifying insurance policies.

All expenses excluding remeasurements of the net defined benefit liability (asset), in respect of defined benefit plans are recognised in the profit or loss as incurred. Remeasurements, comprising actuarial gains and losses and the return on the plan assets (excluding amounts included in net interest on the net defined benefit liability (asset)), are recognised immediately in the statement of financial position with a corresponding debit or credit to retained earnings through other comprehensive income in the period in which they occur. Remeasurements are not reclassified to profit or loss in subsequent periods.

The amount charged to the income statement in respect of these plans is included within operating costs.

The Group's contributions to defined contribution plans are recognised in profit or loss as they fall due. The Group has no further obligations under these plans beyond its periodic contributions.

The employees of the Group are entitled to compensated absences based on the unavailed leave balance as well as other long term benefits. The Group records liability based on actuarial valuation computed under projected unit credit method.

3.15 Foreign currency transactions

a. Functional and presentation currency

Consolidated financial statements have been presented in Indian Rupees ('Rupees'), which is the Company's functional currency and Group's presentation currency. Each entity in the Group determines its own functional currency (the currency of the primary economic environment in which the entity operates) and items included in the financial statements of each entity are measured using that functional currency.

b. Transactions and balances

Transactions in foreign currencies are initially recorded by the Group entities at their respective functional currency rates prevailing at the date of the transaction.

Monetary assets and liabilities denominated in foreign currencies are translated at the functional currency spot rate of exchange ruling at the reporting date with resulting exchange difference recognised in profit or



loss. Non-monetary items that are measured in terms of historical cost in a foreign currency are translated using the exchange rates as at the dates of the initial transactions. Non-monetary items measured at fair value in a foreign currency are translated using the exchange rates at the date when the fair value is determined. Exchange component of the gain or loss arising on fair valuation of non-monetary items is recognised in line with the gain or loss of the item that gave rise to such exchange difference.

Exchange differences arising on a monetary item that forms part of a Group entity's net investment in a foreign operation is recognised in profit or loss in the separate financial statements of the Group entity or the individual financial statements of the foreign operation, as appropriate. In the consolidated financial statements, such exchange differences are recognised in other comprehensive income.

c. Translation of foreign operations' financial statements

The assets and liabilities of foreign operations are translated into Rupees at the rate of exchange prevailing at the reporting date and their income statements are translated at average exchange rates prevailing during the year. The exchange differences arising on the translation are recognised in other comprehensive income. On disposal of a foreign operation (reduction in percentage ownership interest), the component of other comprehensive income relating to that particular foreign operation is reclassified to profit or loss.

d. Translation of goodwill and fair value adjustments

Goodwill and fair value adjustments arising on the acquisition of foreign entities are treated as assets and liabilities of the foreign entities and are recorded in the functional currencies of the foreign entities and translated at the exchange rates prevailing at the date of statement of financial position and the resultant change is recognised in statement of other comprehensive income.

3.16 Revenue recognition

Revenue is recognised to the extent that it is probable that the economic benefits will flow to the Group and the revenue can be reliably measured. Revenue is measured at the fair value of the consideration received/receivable, excluding discounts, rebates, and VAT, service tax or duty. The Group assesses its revenue arrangements against specific criteria, i.e., whether it has exposure to the significant risks and rewards associated with the sale of goods or the rendering of services, in order to determine if it is acting as a principal or as an agent.



a. Service revenues

Service revenues include amounts invoiced for usage charges, fixed monthly subscription charges and internet and VSAT services usage charges, bandwidth services, roaming charges, activation fees, processing fees and fees for value added services ('VAS'). Service revenues also include revenues associated with access and interconnection for usage of the telephone network of other operators for local, domestic long distance and international calls and data messaging services.

Service revenues are recognised as the services are rendered and are stated net of discounts, waivers and taxes. Revenues from pre-paid customers are recognised based on actual usage. Processing fees on recharge coupons is being recognised over the estimated customer relationship period or coupon validity period, whichever is lower. Activation revenue and related activation costs, not exceeding the activation revenue, are deferred and amortised over the estimated customer relationship period. The excess of activation costs over activation revenue, if any, are expensed as incurred.

Service revenues from the internet and VSAT business comprise revenues from registration, installation and provision of internet and VSAT services. Registration fee and installation charges are deferred and amortised over the period of agreement with the customer. Service revenue is recognised from the date of satisfactory installation of equipment and software at the customer site and provisioning of internet and VSAT services.

Revenues from national and international long distance operations comprise revenue from provision of voice services which are recognised on provision of services while revenue from provision of bandwidth services (including installation) is recognised over the period of arrangement.

Unbilled revenue represent revenues recognised from the bill cycle date to the end of reporting period. These are billed in subsequent periods based on the terms of the billing plans/contractual arrangements.

Deferred revenue includes amount received in advance from customers which would be recognised over the periods when the related services are expected to be rendered.

b. Equipment sales

Equipment sales consist primarily of revenues from sale of telecommunication equipment and related accessories. Revenue from equipment sales which does not have value to the customer on standalone basis, forming part of multiple-element revenue arrangements are deferred and recognised over the customer relationship period. Revenue from other equipment sales transactions are recognised when the significant risks and rewards of ownership are transferred to the buyer.



c. Capacity Swaps

The exchange of network capacity is measured at fair value unless the transaction lacks commercial substance or the fair value of neither the capacity received nor the capacity given is reliably measurable.

d. Multiple element arrangements

The Group has entered into certain multiple-element revenue arrangements. These arrangements involve the delivery or performance of multiple products, services or rights to use assets including VSAT and internet equipment, internet and VSAT services, set top boxes and subscription fees on DTH, indefeasible right to use and hardware and equipment maintenance. The Group evaluates all deliverables in an arrangement to determine whether they represent separately identifiable components at the inception of the arrangement. The evaluation is done based on the criteria as to whether the deliverables in the arrangement have value to the customer on a standalone basis.

Total consideration related to the multiple element arrangements is allocated among the different components based on their relative fair values (i.e., ratio of the fair value of each element to the aggregated fair value of the bundled deliverables). In case the relative fair value of different components cannot be determined on a reasonable basis, the total consideration is allocated to the different components on a residual value method.

e. Interest income

For all financial instruments measured at amortised cost and interest bearing financial assets, classified as financial assets at fair value through profit or loss, interest income is recognised using the effective interest rate (EIR), which is the rate that exactly discounts the estimated future cash receipts through the expected life of the financial instrument or a shorter period, where appropriate, to the net carrying amount of the financial asset. Interest income is included in 'finance income' in the income statement.

f. Dividend income

Dividend income is recognised when the Group's right to receive the payment is established.

3.17 Taxes

a. Current income tax

Current income tax assets and liabilities for the current and prior periods are measured at the amount expected to be recovered from or paid to the taxation authorities. The tax rates and tax laws used to compute the amount are those that are enacted or substantively enacted, by the reporting date, in the countries where the Group operates and generates taxable income.

Current income tax relating to items recognised directly in equity is recognised in equity. The Group periodically evaluates positions taken in the tax returns with respect to situations in which applicable tax regulations are subject to interpretation and establishes provisions where appropriate.

b. Deferred tax

Deferred tax liability is provided on temporary differences at the reporting date between the tax base of assets and liabilities and their carrying amounts for financial reporting purposes. Deferred tax liabilities are recognised for all taxable temporary differences, except:

- when the deferred tax liability arises from the initial recognition of goodwill or of an asset or liability in a transaction that is not a business combination and, at the time of the transaction, affects neither the accounting profit nor taxable profit / (tax loss).
- in respect of taxable temporary differences associated with investments in subsidiaries, associates and interests in joint ventures, where the timing of the reversal of the temporary differences can be controlled and it is probable that the temporary differences will not reverse in the foreseeable future.

Deferred tax assets are recognised for all deductible temporary differences, carry forward of unused tax credits and unused tax losses, to the extent that it is probable that taxable profit will be available against which the deductible temporary differences, and the carry forward of unused tax credits and unused tax losses can be utilised except:

- when the deferred tax asset relating to the deductible temporary difference arises from the initial recognition of an asset or liability in a transaction that is not a business combination and, at the time of the transaction, affects neither the accounting profit nor taxable profit / (tax loss).
- in respect of deductible temporary differences associated with investments in subsidiaries, associates and interests in joint ventures, deferred tax assets are recognised only to the extent that it is probable that the temporary differences will reverse in the foreseeable future and taxable profit will be available against which the temporary differences can be utilised.

In the situations where the Group is entitled to a tax holiday under the tax laws prevailing in the respective tax jurisdictions where it operates, no deferred tax (asset or liability) is recognised in respect of timing differences which reverse during the tax holiday period. Deferred tax in respect of timing differences which reverse after the tax holiday period is recognised in the year in which the timing differences originate.

Tax benefits acquired as part of a business combination, but not satisfying the criteria for separate recognition on the date of acquisition, are recognised within the measurement period, if it results from new information about facts and circumstances that existed at the acquisition date with a corresponding reduction in goodwill. All other acquired tax benefits are recognised in profit or loss on satisfaction of the recognition criteria.

The carrying amount of deferred tax assets is reviewed at each reporting date and reduced to the extent that it is no longer probable that sufficient taxable profit will be available to allow all or part of the deferred tax asset to be utilised. Unrecognised deferred tax assets are reassessed at each reporting date and are recognised to the extent that it has become probable that future taxable profits will allow the deferred tax asset to be recovered.

Deferred tax assets and liabilities are measured at the tax rates that are expected to apply in the year when the asset is realised or the liability is settled, based on tax rates (and tax laws) that have been enacted or substantively enacted at the reporting date.

Deferred tax relating to items recognised outside profit or loss is recognised outside profit or loss. Deferred tax items are recognised in correlation to the underlying transaction either in other comprehensive income or directly in equity.

Deferred tax assets and deferred tax liabilities are offset, if a legally enforceable right exists to set off current income tax assets against current income tax liabilities and the deferred taxes relate to the same taxable entity and the same taxation authority.

3.18 Borrowing costs

Borrowing costs consist of interest and other costs that the Group incurs in connection with the borrowing of funds. Borrowing costs directly attributable to the acquisition, construction or production of an asset that necessarily takes a substantial period of time to get ready for its intended use or sale are capitalised as part of the cost of the respective assets. All other borrowing costs are expensed in the period in which they occur.

3.19 Exceptional items

Exceptional items refer to items of income or expense within the income statement from ordinary activities which are non-recurring and are of such size, nature or incidence that their separate disclosure is considered necessary to explain the performance of the Group.



3.20 Dividends Paid

Dividends paid/ payable are recognised in the year in which the related dividends are approved by the shareholders or Board of Directors, as appropriate.

3.21 Earnings per share

The Group's Earnings per Share ('EPS') is determined based on the net profit attributable to the shareholders' of the Parent. Basic earnings per share is computed using the weighted average number of shares outstanding during the year. Diluted earnings per share is computed using the weighted average number of common and dilutive common equivalent shares outstanding during the year including share options (using the treasury stock method for options), except where the result would be anti-dilutive.

3.22 Provisions

a. General

Provisions are recognised when the Group has a present obligation (legal or constructive) as a result of a past event, it is probable that an outflow of resources embodying economic benefits will be required to settle the obligation and a reliable estimate can be made of the amount of the obligation.

Where the Group expects some or all of a provision to be reimbursed, the reimbursement is recognised as a separate asset but only when the reimbursement is virtually certain. The expense relating to any provision is presented in the income statement net of any reimbursement.

If the effect of the time value of money is material, provisions are discounted using a current pre-tax rate that reflects, where appropriate, the risks specific to the liability. Where discounting is used, the increase in the provision due to the passage of time is recognised as a finance cost.

b. Contingencies

Contingent liabilities are recognised at their fair value only, if they were assumed as part of a business combination. Contingent assets are not recognised. However, when the realisation of income is virtually certain, then the related asset is no longer a contingent asset, and is recognised as an asset. Information on contingent liabilities is disclosed in the notes to the consolidated financial statements, unless the possibility of an outflow of resources embodying economic benefits is remote. The same applies to contingent assets where an inflow of economic benefits is probable.

c. Asset Retirement Obligation

Asset retirement obligations (ARO) are provided for those operating lease arrangements where the Group has a binding obligation at the end of the lease period to restore the leased premises in a condition similar to inception of lease. ARO are provided at the present value of expected costs to settle the obligation using discounted cash flows and are recognised as part of the cost of that particular asset. The cash flows are discounted at a current pre-tax rate that reflects the risks specific to the decommissioning liability. The unwinding of the discount is recognised in the income statement as a finance cost. The estimated future costs of decommissioning are reviewed annually and adjusted as appropriate. Changes in the estimated future costs or in the discount rate applied are added to or deducted from the cost of the asset.

4. Critical accounting judgements, estimates and assumptions

The preparation of the Group's consolidated financial statements requires management to make judgements, estimates and assumptions that affect the reported amounts of revenues, expenses, assets and liabilities, and the disclosure of contingent liabilities, at the end of the reporting period. However, uncertainty about these assumptions and estimates could result in outcomes that require a material adjustment to the carrying amount of the assets or liabilities in future periods.

4.1 Critical judgements in applying the Group's accounting policies

In the process of applying the Group's accounting policies, management has made the following judgements, which have the most significant effect on the amounts recognised in the consolidated financial statements:

a) Arrangement containing lease

The Group applies IFRIC 4, "*Determining Whether an Arrangement Contains a Lease*", to contracts entered with telecom operators / passive infrastructure services providers to share tower infrastructure services. IFRIC 4 deals with the method of identifying and recognising service, purchase and sale contracts that do not take the legal form of a lease but convey a right to use an asset in return for a payment or series of payments.

The Group has determined, based on an evaluation of the terms and conditions of the arrangements, that such contracts are in the nature of operating leases.

b) Revenue recognition and presentation

The Group assesses its revenue arrangements against specific criteria, i.e. whether it has exposure to the significant risks and rewards associated with the sale of goods or the rendering of services, in order to



determine if it is acting as a principal or as an agent. The Group has concluded that in certain geographies its revenue arrangements are on a principal to principal basis.

When deciding the most appropriate basis for presenting revenue or costs of revenue, both the legal form and substance of the agreement between the Group and its business partners are reviewed to determine each party's respective role in the transaction.

Where the Group's role in a transaction is that of a principal, revenue comprises amount billed to the customer/distributor, after trade discounts.

c) Multiple element contracts with vendors

The Group has entered into multiple element contracts with vendors for supply of goods and rendering of services. The consideration paid is/may be determined independent of the value of supplies received and services availed. Accordingly, the supplies and services are accounted for based on their relative fair values to the overall consideration. The supplies with finite life under the contracts (as defined in the significant accounting policies) have been accounted under Property, Plant and Equipment and/or as Intangible assets, since the Group has economic ownership in these assets. The Group believes that the current treatment represents the substance of the arrangement.

d) Determination of functional currency

Each entity in the Group determines its own functional currency (the currency of the primary economic environment in which the entity operates) and items included in the financial statements of each entity are measured using that functional currency. IAS 21, "The Effects of Changes in Foreign Exchange Rates" prescribes the factors to be considered for the purpose of determination of functional currency. However, in respect of certain intermediary foreign operations of the Group, the determination of functional currency might not be very obvious due to mixed indicators like the currency that influences the sales prices for goods and services, currency that influences labour, material and other costs of providing goods and services, the currency in which the borrowings have been raised and the extent of autonomy enjoyed by the foreign operation. In such cases management uses its judgement to determine the functional currency that most faithfully represents the economic effects of the underlying transactions, events and conditions.

e) Taxes

The Group does not recognise deferred tax liability with respect to unremitted retained earnings and associated foreign currency translation reserve of Group subsidiaries and joint ventures wherever it controls the timing of the distribution of profits and it is probable that the subsidiaries and joint ventures will not distribute the profits in the foreseeable future. Also, the Group does not recognise deferred tax liability on

the unremitted earnings of its subsidiaries wherever it believes that it would avail the tax credit for the dividend distribution tax payable by the subsidiaries on its dividend distribution.

4.2 Critical accounting estimates and assumptions

The key assumptions concerning the future and other key sources of estimation uncertainty at the reporting date, that have a significant risk of causing a material adjustment to the carrying amounts of assets and liabilities within the next financial year, are described below. Actual results could differ from these estimates.

a) Impairment reviews

An impairment exists when the carrying value of an asset or cash generating unit ('CGU') exceeds its recoverable amount. Recoverable amount is the higher of its fair value less costs to sell and its value in use. The value in use calculation is based on a discounted cash flow model. In calculating the value in use, certain assumptions are required to be made in respect of highly uncertain matters, including management's expectations of growth in EBITDA, long term growth rates; and the selection of discount rates to reflect the risks involved. Also, judgement is involved in determining the CGU and grouping of CGUs for goodwill allocation and impairment testing.

The Group prepares and internally approves formal ten year plans, as applicable, for its businesses and uses these as the basis for its impairment reviews. The Group mainly operates in developing markets and in such markets, the plan for shorter duration is not indicative of the long term future performance. Considering this and the consistent use of such robust ten year information for management reporting purpose, the Group uses ten year plans for the purpose of impairment testing. Since the value in use exceeds the carrying amount of CGU, the fair value less costs to sell is not determined.

The key assumptions used to determine the recoverable amount for the CGUs, including sensitivity analysis, are disclosed and further explained in Note 15.

The Group tests goodwill for impairment annually on December 31 and whenever there are indicators of impairment. If some or all of the goodwill, allocated to a CGU, is recognised in a business combination during the year, that unit is tested for impairment before the end of that year.

b) Allowance for uncollectible trade receivables

Trade receivables do not carry any interest and are stated at their nominal value as reduced by appropriate allowances for estimated irrecoverable amounts. Estimated irrecoverable amounts are based on the ageing of the receivable balances and historical experience. Additionally, a large number of minor receivables is grouped into homogeneous groups and assessed for impairment collectively. Individual trade receivables are

written off when management deems them not to be collectible. The carrying amount of allowance for doubtful debts is Rs. 25,868 Mn and Rs. 21,571 Mn as of March 31, 2014 and March 31, 2013, respectively.

c) Asset Retirement Obligations (ARO)

In measuring the provision for ARO the Group uses technical estimates to determine the expected cost to dismantle and remove the infrastructure equipment from the site and the expected timing of these costs. Discount rates are determined based on the government bond rate of a similar period as the liability. The carrying amount of provision for ARO is Rs. 8,343 Mn and Rs. 8,414 Mn as of March 31, 2014 and March 31, 2013, respectively.

d) Taxes

Uncertainties exist with respect to the interpretation of complex tax regulations and the amount and timing of future taxable income. Given the wide range of international business relationships and the long-term nature and complexity of existing contractual agreements, differences arising between the actual results and the assumptions made, or future changes to such assumptions, could necessitate future adjustments to tax income and expense already recorded. The Group establishes provisions, based on reasonable estimates, for possible consequences of audits by the tax authorities of the respective countries in which it operates. The amount of such provisions is based on various factors, such as experience of previous tax audits and differing interpretations of tax regulations by the taxable entity and the responsible tax authority. Such differences of interpretation may arise on a wide variety of issues depending on the conditions prevailing in the respective Group company's domicile.

Deferred tax assets are recognised for all unused tax losses to the extent that it is probable that taxable profit will be available against which the losses can be utilised. Significant management judgement is required to determine the amount of deferred tax assets that can be recognised, based upon the likely timing and the level of future taxable profits, future tax planning strategies and recent business performances and developments.

Also refer note 12 – Income Taxes.

e) Assets, liabilities and contingent liabilities acquired in a business combination

The amount of goodwill initially recognised as a result of a business combination is dependent on the allocation of the purchase price to the fair value of the identifiable assets acquired and the liabilities assumed. The determination of the fair value of the assets and liabilities is based, to a considerable extent, on management's judgement.



The Group has considered all pertinent factors and applied its judgement in determining whether information obtained during the measurement period should result in an adjustment to the provisional amounts recognised at acquisition date or its impact should be accounted as post-acquisition transaction.

Allocation of the purchase price affects the results of the Group as finite lived intangible assets are amortised, whereas indefinite lived intangible assets, including goodwill, are not amortised and could result in differing amortisation charges based on the allocation to indefinite lived and finite lived intangible assets.

Identifiable intangible assets acquired under business combination include license, customer base, distribution network and brands. The fair value of these assets is determined based on valuation techniques which require an estimate of future net cash flows, where no active market for the asset exists. The use of different assumptions for the expectations of future cash flows and the discount rate would change the valuation of the intangible assets. The relative size of the Group's intangible assets, excluding goodwill, makes the judgements surrounding the estimated useful lives critical to the Group's financial position and performance.

Further details on purchase price allocation have been disclosed in note 7.

f) Intangible assets

Refer note 3.5 for the estimated useful life of intangible assets. The carrying value of intangible assets has been disclosed in note 14.

g) Property, plant and equipment

Refer note 3.6 for the estimated useful life of property, plant and equipment. The carrying value of property, plant and equipment has been disclosed in note 13.

During the year ended March 31, 2014, the Group has reassessed useful life of certain categories of network assets due to technological developments and has revised the remaining useful life in respect of those assets effective April 1, 2013. Additional depreciation charge of Rs. 6,469 Mn on assets for which the revised useful life has expired on April 1, 2013 has been recognised and disclosed as 'exceptional items, net' (refer note 11) and additional depreciation charge of Rs. 1,984 Mn for the year ended March 31, 2014 for balance assets has been recognised and reflected as 'Depreciation and amortisation'. The impact of above change on the depreciation charge for the future years is as follows:



	Year ending March 31, 2015	Year ending March 31, 2016	Year ending March 31, 2017	(Rupees Millions) After March 31, 2017
Increase/(decrease) in depreciation	(384)	(1,002)	(1,045)	(6,022)

h) Activation and installation fees

The Group receives activation and installation fees from new customers. These fees together with directly attributable costs are amortised over the estimated duration of customer life. The customer life is reviewed periodically. The estimated customer life principally reflects management's view of the average economic life of the customer base and is assessed by reference to key performance indicators (KPIs) which are linked to establishment / ascertainment of customer life. A change in such KPIs may lead to a change in the estimated useful life and an increase/ decrease in the amortisation income/charge. The Group believes that the change in such KPIs will not have any material effect on the financial statements.

i) Contingencies

Refer note 36 (ii) for details of contingencies.

5. Standards issued but not yet effective up to the date of issuance of the Group's financial statements

The standards and interpretations that are issued, but not yet effective, up to the date of issuance of the Group's financial statements are disclosed below. The Group intends to adopt these standards, if applicable, when they become effective.

a) IFRS 9 Financial Instruments

In November 2009, International Accounting Standards Board ('IASB') issued IFRS 9, "*Financial Instruments*", as part of wider project to replace IAS 39, Financial Instruments: Recognition and measurement. The effective date to adopt IFRS 9 is yet to be notified.

IFRS 9 requires financial assets to be classified into two measurement categories: those measured at fair value and those measured at amortised cost. Further it eliminates the rule based requirement of segregating embedded derivatives and tainting rules pertaining to held to maturity investments. For an investment in an equity instrument which is not held for trading, the standard permits an irrevocable election, on initial recognition, on an individual share-by-share basis, to present all fair value changes from the investment in other comprehensive income. No amount recognised in other comprehensive income would ever be reclassified to profit or loss. IFRS 9 was further amended in October 2010, and such amendment introduced requirements on accounting for financial liabilities. This amendment addresses the issue of volatility in the

profit or loss due to changes in the fair value of an entity's own debt. It requires the entity, which chooses to measure a liability at fair value, to present the portion of the fair value change attributable to the entity's own credit risk in the other comprehensive income.

In November 2013, IASB further amended IFRS 9, to include hedge accounting guidance. There have been significant changes to the types of the transactions eligible for hedge accounting, specifically a broadening of the risks eligible for hedge accounting of non-financial items. In addition, the effectiveness test has been overhauled and replaced with the principle of an economic relationship. IFRS 9 also replicates the amendments in IAS 39 in respect of novations (discussed subsequently).

The Group is currently evaluating the requirements of IFRS 9, and has not yet determined the impact on the consolidated financial statements.

b) Amendments to IAS 32 Financial Instruments : Presentation

In December 2011, IASB issued amendments to IAS 32. The IASB amended the accounting requirements related to offsetting of financial assets and financial liabilities.

Amendments to IAS 32 clarify the meaning of 'currently has a legally enforceable right of set-off' and also clarify the application of IAS 32 offsetting criteria to settlement systems which apply gross settlement mechanisms that are not simultaneous.

The amendments are applicable to annual periods beginning on or after January 1, 2014, with early adoption permitted. The Group is required to adopt the amendments to IAS 32 by the financial year commencing April 1, 2014. The Group does not expect that the adoption of the amendments will have any significant impact on the consolidated financial statements.

c) Amendments to IFRS 10 Consolidated Financial Statements, IFRS 12 Disclosure of Interests in Other Entities and IAS 27 Separate Financial Statements

In October 2012, IASB issued amendments to IFRS 10, IFRS 12 and IAS 27.

Amendments provide an exception to the consolidation requirement for entities that meet the definition of an investment entity under IFRS 10. The exception to consolidation requires investment entities to account for subsidiaries at fair value through profit or loss.

The amendments also require additional disclosure about significant judgements and assumptions made in determining that it has met the definition of an investment entity.



The amendments are applicable to annual periods beginning on or after January 1, 2014, with early adoption permitted. The Group is required to adopt the amendments by the financial year commencing April 1, 2014. The Group does not expect that the adoption of the amendments will have any significant impact on the consolidated financial statements.

d) IFRIC 21 Levies

In May 2013, IASB issued IFRIC 21, "Levies".

IFRIC 21 clarifies that an entity recognises a liability for a levy when the activity that triggers payment, as identified by the relevant legislation, occurs. For a levy that is triggered upon reaching a minimum threshold, the interpretation clarifies that no liability should be anticipated before the specified minimum threshold is reached.

The effective date of IFRIC 21 is annual periods beginning on or after January 1, 2014, with early adoption permitted. The Group is required to adopt IFRIC 21 by the financial year commencing April 1, 2014. The Group does not expect that the adoption of the IFRIC 21 will have any significant impact on the consolidated financial statements.

e) Amendments to IAS 39 Financial Instruments : Recognition and Measurement

In June 2013, the IASB issued narrow scope amendments to IAS 39.

The narrow scope amendments will allow hedge accounting to continue in a situation where a derivative, which has been designated as a hedging instrument, is novated to effect clearing with a central counterparty as a result of laws or regulation, if specific conditions are met.

The amendments are applicable to annual periods beginning on or after January 1, 2014, with early adoption permitted. The Group is required to adopt the amendments by the financial year commencing April 1, 2014. The Group does not expect that the adoption of the amendments will have any significant impact on the consolidated financial statements.

f) IFRS 14 Regulatory Deferral Accounts

In January 2014, IASB issued an interim standard, IFRS 14, "Regulatory Deferral Accounts".

The aim of this interim standard is to enhance the comparability of financial reporting by entities that are engaged in rate-regulated activities.

IFRS does not provide any specific guidance for rate-regulated activities. The IASB has a project to consider the broad issue of rate regulation and plans to publish a Discussion Paper on this subject in 2014. Pending the outcome of this comprehensive Rate-regulated Activities project, the IASB decided to develop IFRS 14 as an interim measure.

The effective date of IFRS 14 is annual periods beginning on or after January 1, 2016, with early adoption permitted. The Group is required to adopt the standard by the financial year commencing April 1, 2016. The Group is currently evaluating the requirements of IFRS 14, and has not yet determined the impact on the consolidated financial statements.

- g) The following improvements and amendments to standards have been issued upto the date of issuance of the Group's financial statements, but not yet effective and have not yet been adopted by the Group. These are not expected to have any significant impact on the consolidated financial statements:

S. No.	Improvements/ Amendments to Standards	Month of Issue	Effective date - annual periods beginning on or after
1	Annual Improvements 2011-13 Cycle	December, 2013	July 1, 2014
2	Annual Improvements 2010-12 Cycle	December, 2013	July 1, 2014
3	Amendments to IAS 19. "Defined Benefit Plans: Employee Contributions"	November, 2013	July 1, 2014
4	Amendments to IAS 36. "Impairment of Assets"	May, 2013	January 1, 2014

6. Segment Reporting

The Group's operating segments are organised and managed separately through the respective business managers, according to the nature of products and services provided, with each segment representing a strategic business unit. These business units are reviewed by the Chairman of the Group (Chief operating decision maker). Effective April 1, 2013, to reflect the growing importance of South Asia mobile operations, the Group's mobile services in Bangladesh and Sri Lanka are now being reported under a separate segment 'Mobile Services-South Asia', earlier included in 'Mobile Services - India and South Asia'. Accordingly, 'Mobile Services - India' is being reported as a separate segment. In addition, to better reflect business synergies, intra city fiber networks earlier included in 'Telemedia Services', and Mobile Commerce Services in India earlier included in 'Others', have now been included in 'Mobile Services - India'. Further, in order to improve the comparability of results with the single



segment telecom players, the Company has also allocated certain central common expenses, earlier included in 'Unallocated' to 'Mobile Services - India', 'Telemedia Services' and 'Airtel Business'. Accordingly, previous year's segment figures have been restated.

The revised reporting segments of the Group are as below:

Mobile Services India: These services cover voice and data telecom services provided through wireless technology (2G/3G/4G) in India. This includes the captive national long distance networks which primarily provide connectivity to the mobile services business in India. This also includes intra city fibre networks and Mobile commerce services.

Mobile Services-South Asia: These services cover voice and data telecom services provided through wireless technology (2G/3G) in Sri Lanka and Bangladesh.

Mobile Services Africa: These services cover provision of voice and data telecom services offered to customers in Africa continent. This also includes corporate headquarter costs of the Group's Africa operations.

Telemedia Services: These services cover voice and data communications based on fixed network and broadband technology.

Digital TV Services: This includes digital broadcasting services provided under the Direct-to-home platform.

Airtel Business: These services cover end-to-end telecom solutions being provided to large Indian and global corporations by serving as a single point of contact for all telecommunication needs across data and voice (domestic as well as international long distance), network integration and managed services.

Tower Infrastructure Services (formerly known as 'Passive Infrastructure Services'): These services include setting up, operating and maintaining wireless communication towers in India.

Others: These include administrative and support services provided to other segments.



The measurement principles for segment reporting are based on IFRSs adopted in the consolidated financial statements. Segment's performance is evaluated based on segment revenue and profit or loss from operating activities i.e. segment results.

Operating revenues and expenses related to both third party and inter-segment transactions are included in determining the segment results of each respective segment. Finance income earned and finance expense incurred is not allocated to individual segment and the same has been reflected at the Group level for segment reporting. Inter-segment pricing and terms are reviewed and changed by the management to reflect changes in market conditions and changes to such terms are reflected in the period the change occurs. Segment information prior to the change in terms is not restated. These transactions have been eliminated on consolidation. The total assets disclosed for each segment represent assets directly managed by each segment, and primarily include receivables, property, plant and equipment, intangibles, inventories, operating cash and bank balances, inter-segment assets and exclude derivative financial instruments, deferred tax assets and income tax recoverable.

Segment liabilities comprise operating liabilities and exclude external borrowings, provision for taxes, deferred tax liabilities and derivative financial instruments.

Segment capital expenditure comprises additions to property, plant and equipment and intangible assets (net of rebates, where applicable).

Unallocated expenses/ results, assets and liabilities include expenses/ results, assets and liabilities (including inter-segment assets and liabilities) of corporate headquarters of the Group and other activities not allocated to the operating segments. These also include current taxes, deferred taxes and certain financial assets and liabilities not allocated to the operating segments.

(This space has been intentionally left blank)



Bharti Airtel Limited
Notes to consolidated financial statements

Summary of the segmental information as of and for the year ended March 31, 2014 is as follows:

Description	(Rupees Millions)							Eliminations	Unallocated	Others	Tower Infrastructure Services	Consolidated
	Mobile Services India	Mobile Services South Asia	Mobile Services Africa	Telemedia Services	Airtel Business	Digital TV Services	Infrastructure Services					
Revenue from external customers	446,896	16,945	269,287	36,492	48,025	20,709	19,105	-	2	-	-	857,461
Inter segment revenue	19,939	458	3,201	2,860	15,336	62	31,982	-	3,195	-	(77,033)	-
Total revenue	466,835	17,403	272,488	39,352	63,361	20,771	51,087	-	3,197	-	(77,033)	857,461
Share of results of joint ventures and associates	325	-	(158)	-	-	-	5,034	-	10	-	-	5,211
Segment result	91,216	(4,271)	16,983	5,541	8,078	(4,821)	16,185	(2,213)	62	(2,213)	(275)	126,485
Finance income												7,133
Finance costs												(55,513)
Exceptional items, net *												538
Profit before tax												78,643
Other segment items												
Period capital expenditure	(103,727)	(13,555)	(41,634)	(8,856)	(7,648)	(6,235)	(7,568)	(212)	-	-	12,448	(176,987)
Depreciation and amortisation	(66,673)	(5,307)	(54,265)	(9,230)	(5,729)	(8,159)	(11,699)	-	-	-	4,566	(156,496)
As of Mar 31, 2014												
Segment assets	933,083	51,537	788,468	70,854	130,199	19,626	211,850	172,525	967	(547,337)		1,831,772
Segment liabilities	214,942	40,450	159,070	24,155	54,898	52,956	28,323	1,162,098	1,281	(546,063)		1,192,110

* 'Exceptional items, net' shown separately mainly relates to gain on account of demerger of a subsidiary, reassessment of residual useful lives of certain assets, settlement of various disputes and integration costs arising due to business combination (Refer note 11 for details).



Bharti Airtel Limited
Notes to consolidated financial statements

Summary of the segmental information as of and for the year ended March 31, 2013 is as follows:

Description	Mobile Services						Tower Infrastructure Services	Others	Unallocated	Eliminations	Consolidated
	India	South Asia	Africa	Telemedia Services	Airtel Business	Digital TV Services					
Revenue from external customers	407,917	12,023	237,620	34,323	40,243	16,240	20,679	-	-	-	769,045
Inter segment revenue	22,788	307	2,819	1,573	12,960	55	29,186	3,359	-	(73,047)	-
Total revenue	430,705	12,330	240,439	35,896	53,203	16,295	49,865	3,359	-	(73,047)	769,045
Share of results of joint ventures and associates	(237)	-	-	-	-	-	3,768	(25)	-	-	3,506
Segment result	66,552	(5,117)	15,569	6,999	3,110	(8,105)	10,894	83	(2,027)	(21)	87,937
Finance income											5,103
Finance costs											(45,187)
Exceptional items, net											-
Profit before tax											47,853
Other segment items											
Period capital expenditure	(59,675)	(5,179)	(43,054)	(4,858)	(6,121)	(7,618)	(11,003)	-	(3,034)	5,844	(134,698)
Depreciation and amortisation	(62,360)	(4,167)	(47,578)	(7,645)	(5,714)	(8,557)	(15,387)	-	(540)	3,800	(146,148)
As of Mar 31, 2013											
Segment assets	769,097	39,218	687,652	56,549	111,307	22,113	194,969	722	162,932	(452,306)	1,592,253
Segment liabilities	191,315	30,525	138,521	14,599	48,911	50,251	28,870	1,198	995,460	(451,500)	1,048,150



	(Rupees Millions)	
	As of March 31, 2014	As of March 31, 2013
Unallocated Assets comprise of :		
Derivative financial assets	3,580	4,663
Deferred tax asset	62,627	58,491
Income tax recoverable	9,319	10,093
Inter-segment loans/ receivables	77,297	53,174
Short term investments	5,388	11,221
Others	14,314	25,290
Total	172,525	162,932

	(Rupees Millions)	
	As of March 31, 2014	As of March 31, 2013
Unallocated Liabilities comprise of :		
Borrowings	758,958	667,363
Derivative financial liabilities	5,410	1,112
Deferred tax liability	16,850	12,556
Income tax liabilities	12,032	7,627
Inter-segment loans/ payables	361,533	299,332
Others	7,315	7,470
Total	1,162,098	995,460

Borrowings include amount borrowed for the acquisition of 3G and BWA Licenses (including spectrum) Rs. 62,900 Mn and Rs. 52,225 Mn and for funding the acquisition of Africa operations and other borrowings of Africa operations Rs. 640,237 Mn and Rs. 537,760 Mn as of March 31, 2014 and March 31, 2013, respectively.



Geographical information:

Information concerning geographical areas by location of the entity is as follows:

(a) Revenue from external customers:

	(Rupees Millions)	
	Year Ended March 31, 2014	Year Ended March 31, 2013
India	559,696	509,689
Africa	269,287	237,620
Rest of the World	28,478	21,736
Total	857,461	769,045

(b) Non-current assets (Property, plant and equipment and Intangible assets):

	(Rupees Millions)	
	Year Ended March 31, 2014	Year Ended March 31, 2013
India	658,771	619,016
Africa	691,788	632,241
Rest of the World	55,586	35,406
Total	1,406,145	1,286,663

7. Business Combination/ Disposal of subsidiary/ Other acquisitions/ Transaction with non-controlling interests

- a) **Acquisition of interest in Airtel Broadband Services Private Limited ('ABSPL') (formerly known as Wireless Business Services Private Limited), erstwhile Wireless Broadband Business Services (Delhi) Pvt. Ltd., erstwhile Wireless Broadband Business Services (Kerala) Pvt. Ltd. and erstwhile Wireless Broadband Business Services (Haryana) Pvt. Ltd. (together referred as "BWA entities")**
- i. During the year ended March 31, 2013, pursuant to a definitive agreement dated May 24, 2012, the Company had acquired 49% stake for a consideration of Rs. 9,281 Mn in BWA entities mentioned above, Indian subsidiaries of Qualcomm Asia Pacific (Qualcomm AP) partly by way of acquisition of 26% equity interest from its existing shareholders and balance 23% by way of subscription of fresh equity in the referred entities. The agreement contemplated that once commercial operations are launched, subject to certain terms and conditions, the Company had the option to assume complete ownership and financial responsibility for the BWA entities by the end of 2014. With this acquisition, the Company had secured a nation-wide broadband leadership through a combination of 4G and 3G networks.



During the three months period ended June 30, 2012, the BWA entities were accounted for as associates.

Effective July 1, 2012, the Group had started exercising its right of joint control over the activities of the BWA entities and had accordingly accounted for them as Joint Ventures. The difference of Rs. 1,175 Mn between the purchase consideration of Rs. 7,646 Mn (net of Rs. 812 Mn to be adjusted against the amount to be paid for the purchase of balance shares and Rs. 823 Mn of the consideration identified towards fair value of the contract for the purchase of balance shares) and its share of the fair value of net assets of Rs. 6,471 Mn was recognised as goodwill, recorded as part of the investment in joint ventures.

- ii. During the year ended March 31, 2014, on June 25, 2013, the Company acquired additional equity stake of 2% by way of subscription to fresh equity of Rs. 638 Mn, thereby acquiring control over the BWA entities. The acquisition was accounted for in the books, using the acquisition method and accordingly, all the assets and liabilities were measured at their fair values as on the acquisition date and the purchase consideration has been allocated to the net assets.

The Company has fair valued its existing 49% equity interest at Rs. 8,740 Mn and recognised a net gain of Rs. 201 Mn (net of loss on fair valuation of contract for the purchase of balance shares). The difference of Rs. 8,329 Mn between the purchase consideration of Rs. 9,182 Mn (including fair valuation of existing equity interest and fair value of contract for the purchase of balance shares Rs. 196 Mn (liability)) and fair value of net assets of Rs. 853 Mn (including cash acquired of Rs. 2,413 Mn and net of non-controlling interest of Rs. 820 Mn) has been recognised as goodwill. The goodwill recognised in the transaction consists largely of the synergies and economies of scale expected from the combined operation of the Group and BWA entities. None of the goodwill recognised is deductible for income tax purpose. The present value of the liability of Rs. 6,722 Mn to be paid for the purchase of balance shares and the advance of Rs. 812 Mn was recognised against the 'Other components of equity'. The fair value and the carrying amount of the acquired receivables as of the date of acquisition was Nil.

From the date of acquisition, BWA entities have contributed revenue of less than Rs. one million and loss before tax of Rs. 94 Mn to the consolidated revenue and profit before tax of the Group, respectively, for the year ended March 31, 2014.

On August 30, 2013, the Group increased its equity investment in ABSPL by way of conversion of loan of Rs. 49,094 Mn, thereby increasing its shareholding from 51% to 93.45%. Considering other terms of the



definitive agreement, as the non-controlling interest is no longer bearing the risks and rewards of ownership, the entire carrying amount of non-controlling interest of Rs. 800 Mn has been derecognised and has been recognised in 'Other components of equity'.

On October 17, 2013, the Group acquired remaining stake of ABSPL from Qualcomm AP for a total consideration of Rs. 6,903 Mn (in addition to Rs. 812 Mn paid during the year ended March 31, 2013 (refer (i) above), thereby increasing its shareholding to 100%. An amount of Rs. 2,154 Mn after adjustment of the amount paid for retirement of borrowings of Rs. 4,104 Mn and interest there on of Rs. 645 Mn has been paid. An amount of Rs. 6,379 Mn (excluding the interest recovered for the period till June 25, 2013, the date of acquisition of control) has been disclosed in the statement of cash flows under 'cash flows from financing activities'.

- iii. The Scheme of Arrangement ('Scheme') under Section 391 to 394 of the Companies Act, 1956 for amalgamation of Wireless Broadband Business Services (Delhi) Private Limited, Wireless Broadband Business Services (Kerala) Private Limited and Wireless Broadband Business Services (Haryana) Private Limited (collectively referred to as "the transferor companies") with Airtel Broadband Services Private Limited ('ABSPL') (formerly known as Wireless Business Services Private Limited) was approved by the Hon'ble High Courts of Delhi and Bombay vide order dated May 24, 2013 and June 28, 2013, respectively, with appointed date July 6, 2010, and filed with the Registrar of Companies on August 5, 2013, effective date of the Scheme. Accordingly, the transferor companies have ceased to exist and have merged into ABSPL.

The Scheme of Arrangement ('Scheme') under Sections 391 to 394 of the Companies Act, 1956 for amalgamation of ABSPL with the Company, was approved by the Hon'ble High Courts of Delhi and Bombay on January 21, 2014 and April 11, 2014, respectively. The Scheme shall be effective on filing of certified copies of Orders of Hon'ble High Courts of Bombay and Delhi with the Registrar of Companies (ROC) and obtaining of any other regulatory approval. The said orders are yet to be filed with ROC. Since the Scheme involves amalgamation of the wholly owned subsidiary, ABSPL, with the Company, this will not have any impact on these consolidated financial statements.

b) Acquisition of 100% interest in Warid Telecom Uganda Limited

The Group entered into a share purchase agreement with Warid Telecom Uganda LLC and Warid Uganda Holding Inc to acquire 100% equity interest in Warid Telecom Uganda Limited to consolidate its position as the second largest mobile operator in Uganda. The transaction was closed on May 13, 2013. The acquisition was accounted for in the books, using the acquisition method and accordingly, all the assets and liabilities



were measured at their preliminary fair values as on the acquisition date and the purchase consideration has been allocated to the net assets. The difference of Rs. 2,394 Mn between the purchase consideration and preliminary fair value of net assets has been recognised as goodwill. None of the goodwill recognised is deductible for income tax purpose. The goodwill recognised in the transaction consists largely of synergies and economies of scale expected from the combined operation of the Group and Warid Telecom Uganda Limited. Considering the complexities involved in the acquired business, the above figures are provisional as the management is still in the process of finalising the fair valuation.

The fair value, gross contractual amount and best estimate of the amount not expected to be collected, of the acquired receivables as of the date of acquisition was Rs. 436 Mn, Rs. 510 Mn and Rs. 74 Mn respectively.

On February 1, 2014, Warid Telecom Uganda Limited merged into Airtel Uganda Limited, an indirect subsidiary of the Company. From the date of acquisition till January 31, 2014, Warid Telecom Uganda Limited has contributed revenue of Rs. 6,006 Mn and loss before tax of Rs. 578 Mn to the consolidated revenue and profit before tax of the Group, respectively.

c) Acquisition of 100% interest in Warid Congo S.A

The Group entered into a share purchase agreement with Warid Telecom Congo LLC and Warid Congo Holding Inc to acquire 100% equity interest in Warid Congo S.A. The acquisition will make the Group the largest mobile operator in Congo Brazzaville. The transaction was closed on March 12, 2014. The acquisition was accounted for in the books, using the acquisition method and accordingly, all the assets and liabilities were measured at their preliminary fair values as on the acquisition date and the purchase consideration has been allocated to the net assets. The difference of Rs. 1,291 Mn between the purchase consideration and preliminary fair value of net assets has been recognised as goodwill. None of the goodwill recognised is deductible for income tax purpose. The goodwill recognised in the transaction consists largely of synergies and economies of scale expected from the combined operation of the Group and Warid Congo S.A. Considering the complexities involved in the acquired business, the above figures are provisional as the management is still in the process of finalising the fair valuation.

The fair value, gross contractual amount and best estimate of the amount not expected to be collected, of the acquired receivables as of the date of acquisition was Rs. 243 Mn, Rs. 261 Mn and Rs. 18 Mn respectively.

From the date of acquisition, Warid Congo S.A has contributed revenue of Rs. 286 Mn and profit before tax of Rs. 60 Mn to the consolidated revenue and profit before tax of the Group, respectively, for the year ended March 31, 2014.



d) Acquisition of additional interest in Airtel Bangladesh Limited

On June 12, 2013, the Group acquired 30% equity stake in Airtel Bangladesh Limited, thereby, increasing its shareholding to 100%. The excess of consideration over the carrying value of the interest acquired, Rs. 5,850 Mn (including transaction costs), has been recognised in 'Other components of equity'.

e) Demerger of Bharti Infratel Ventures Limited

The Scheme of Arrangement ('Scheme') under Section 391 to 394 of the Companies Act, 1956 for transfer of all assets and liabilities as defined in the Scheme from Bharti Infratel Ventures Limited (BIVL) (an indirect subsidiary of the Company), Vodafone Infrastructure Limited (VIL) (formerly known as Vodafone Essar Infrastructure Limited), and Idea Cellular Tower Infrastructure Limited (ICTIL) (collectively referred to as "the transferor companies") to Indus Towers Limited (Indus), a joint venture of the Group, was approved by the Hon'ble High Court of Delhi vide order dated April 18, 2013 and filed with the Registrar of Companies on June 11, 2013, effective date of the Scheme. Accordingly, effective this date, the transferor companies have ceased to exist and have merged into Indus. The Scheme has, accordingly, been given effect to in the consolidated financial statements of the Group.

As a result of the transaction, the Group has lost control of BIVL and gained an additional interest in Indus and accordingly the Group has:

- (i) derecognised the assets and liabilities of BIVL from its consolidated statement of financial position (net Rs. 43,631 Mn) (including cash & cash equivalents of Rs. 8,009 Mn);
 - (ii) recognised additional investment in Indus at Rs. 52,581 Mn, i.e., the Group's share of the aggregate of (a) fair value of the net assets contributed by the other joint venturers and (b) book value of net assets of BIVL contributed by the Group; and
 - (iii) recognised resultant gain of Rs. 8,950 Mn as an exceptional income (refer note 11(a)).
- f) During the year ended March 31, 2014, the Group has reduced goodwill by Rs. 926 Mn and increased non-controlling interest by Rs. 29 Mn with respect to a past business combination transaction.



g) Dilution of shareholding in Bharti Infratel Limited

During the year ended March 31, 2013, Bharti Infratel Limited (BIL), a subsidiary of the Company, made an Initial Public Offering (IPO) through book building process of 188,900,000 equity shares of Rs. 10 each. The IPO comprised of fresh issue of 146,234,112 equity shares of Rs. 10 each by BIL and an offer for sale of 42,665,888 equity shares of Rs. 10 each by the existing shareholders. BIL has raised Rs. 32,303 Mn from fresh issue of shares and incurred related share issue expenses of Rs. 579 Mn (deferred tax of Rs. 185 Mn has been recognised on the same). BIL's equity shares got listed on December 28, 2012 on both the Stock Exchanges (BSE & NSE).

Post the issue, the holding of the Company in BIL has reduced from 86.09% to 79.42%. The equity shares were allotted on December 22, 2012. On the date of allotment, the carrying amounts of the controlling and non-controlling interests have been adjusted to reflect the changes in their relative interests in BIL. Consequently, the dilution gain of Rs. 16,649 Mn has been recognised directly in equity as attributable to the equity shareholders of the Parent.

h) Acquisition of additional interest in Airtel Networks Limited

On March 11, 2013, the Group acquired 13.357% equity stake in Airtel Networks Limited, thereby, increasing its shareholding to 79.059%. The excess of consideration over the carrying value of the interest acquired, Rs. 11,037 Mn (including transaction costs), had been recognised in 'Other components of equity'.

i) Total consolidated revenue of the Group and net profit before tax of the Group would have been Rs. 862,930 Mn and Rs. 79,857 Mn respectively, had all the acquisitions been effective for the full year ended March 31, 2014.

8. Operating expenses

		(Rupees Millions)	
	Notes	Year ended March 31, 2014	Year ended March 31, 2013
Access charges		111,923	113,227
Licence fees, revenue share and spectrum charges		76,631	66,486
Network operations cost		197,202	173,333
Employee costs	8.1	46,228	38,823
Selling, general and administrative expenses		147,979	144,632
Charity & donations		902	390
		580,865	536,891



Selling, general and administrative expenses include followings:

	(Rupees Millions)	
	Year ended March 31, 2014	Year ended March 31, 2013
Trading inventory consumption	4,728	7,834
Diminution in value of inventory	381	374
Provision for doubtful debts	5,781	4,500

8.1 Employee costs

	(Rupees Millions)	
Notes	Year ended March 31, 2014	Year ended March 31, 2013
Salaries, allowances & others	42,852	35,853
Defined contribution plan	2,124	1,722
Defined benefit plan/ other long term benefits	848	805
Share based compensation	404	443
	46,228	38,823

8.2 Share based compensation plans

The following table provides an overview of all existing share option plans of the Group:

Entity	Scheme	Plan	Year of issuance of plan	Share options granted (thousands)	Vesting period (years)	Contractual term (years)	Weighted average exercise price
Equity settled Plans							
Bharti Airtel	Scheme I	2001 Plan	2002	30,893	1 - 4	7	21.25
Bharti Airtel	Scheme I	2004 Plan	2004	4,380	1 - 4	7	35.00
Bharti Airtel	Scheme I	Superpot	2004	143	1 - 3	7	-
Bharti Airtel	Scheme I	2006 Plan	2006	5,264	1 - 5	7	5.50
Bharti Airtel	Scheme 2005	2005 Plan	2005	11,260	1 - 4	7	237.06
Bharti Airtel	Scheme 2005	2008 Plan & Annual Grant Plan (AGP)	2008	8,817	1 - 3	7	352.13
Bharti Airtel	Scheme 2005	Performance Share Plan (PSP) 2009 Plan	2009	1,691	3 - 4	7	5.00
Bharti Airtel	Scheme 2005	Special ESOP & Restricted Share Units (RSU)	2010	3,615	1 - 5	7	5.00
Bharti Airtel	Scheme 2005	Long Term Incentive (LTI) Plan	2011	422	1 - 3	7	5.00
Bharti Airtel	Scheme 2005	LTI Plan	2012	1,593	1 - 3	7	5.00
Bharti Infratel	Infratel plan	2008 Plan	2008	9,913	1 - 5	7	109.67
Bharti Infratel	Infratel plan	LTI Plan (Part of 2008 plan)	2012	34	1 - 3	7	10.00
Cash settled Plans							
Bharti Airtel	Scheme 2005	LTI Plan Africa	2011	560	1 - 3	3	5.00
Bharti Airtel	Performance Unit Plan (PUP) 2013	Performance Unit Plan (PUP) 2013	2013	3,295	1 - 3	3	-
Bharti Infratel	Infratel plan	PUP	2013	171	1 - 3	7	-



The following table exhibits the net compensation expenses arising from share based payment transaction:

	(Rupees Millions)	
	Year ended March 31, 2014	Year ended March 31, 2013
Expenses arising from equity-settled share-based payment transactions	8	403
Expenses arising from Cash-settled share-based payment transactions	396	40
	404	443

Information concerning the share options issued is presented below:

(Shares in Thousands)	As of March 31, 2014		As of March 31, 2013	
	Number of share options	Weighted average exercise price (Rs.)	Number of share options	Weighted average exercise price (Rs.)
Equity Settled Plans				
Scheme I - 2006 plan				
Outstanding at beginning of year	1,185	5.89	1,445	5.73
Granted	150	5.00	62	5.04
Exercised	(320)	5.36	(294)	5.00
Forfeited / Expired	(476)	5.00	(28)	6.92
Outstanding at end of year	539	6.74	1,185	5.89
Exercisable at end of year	223	9.21	606	6.74
Scheme 2005 - 2005 plan				
Outstanding at beginning of year	1,736	384.72	2,602	331.48
Granted	-	-	-	-
Exercised	(130)	201.88	(451)	127.44
Forfeited / Expired	(598)	339.18	(415)	333.42
Outstanding at end of year	1,008	436.06	1,736	384.72
Exercisable at end of year	1,008	436.06	1,736	384.72
Scheme 2005 - 2008 plan and AGP				
Outstanding at beginning of year	4,314	355.80	4,835	355.84
Granted	-	-	-	-
Exercised	(10)	301.47	(16)	314.70
Forfeited / Expired	(865)	361.04	(505)	358.49
Outstanding at end of year	3,439	354.54	4,314	355.80
Exercisable at end of year	3,439	354.54	4,305	355.61



(Shares in Thousands)	As of March 31, 2014		As of March 31, 2013	
	Number of share options	Weighted average exercise price (Rs.)	Number of share options	Weighted average exercise price (Rs.)
Scheme 2005 - PSP 2009 plan				
Outstanding at beginning of year	569	5.00	1,256	5.00
Granted	-	-	-	-
Exercised	(217)	5.00	(189)	5.00
Forfeited / Expired	(110)	5.00	(498)	5.00
Outstanding at end of year	242	5.00	569	5.00
Exercisable at end of year	154	5.00	24	5.00
Scheme 2005 - Special ESOP & RSU Plan				
Outstanding at beginning of year	1,470	5.00	2,362	5.00
Granted	-	-	-	-
Exercised	(610)	5.00	(478)	5.00
Forfeited / Expired	(452)	5.00	(414)	5.00
Outstanding at end of year	408	5.00	1,470	5.00
Exercisable at end of year	369	5.00	535	5.00
Scheme 2005 - LTI Plan				
Outstanding at beginning of year	1,815	5.00	406	5.00
Granted	-	-	1,593	5.00
Exercised	(275)	5.00	(37)	5.00
Forfeited / Expired	(468)	5.00	(147)	5.00
Outstanding at end of year	1,072	5.00	1,815	5.00
Exercisable at end of year	183	5.00	61	5.00
Bharti Infratel : Plan 2008				
Outstanding at beginning of year	9,147	109.67	3,333	329.00
Granted	-	-	-	-
Bonus issue in the ratio of 1:2	-	-	6,165	109.67
Exercised	(554)	109.67	(100)	109.67
Forfeited / Expired	(39)	109.67	(251)	329.00
Outstanding at end of year	8,554	109.67	9,147	109.67
Exercisable at end of year	7,662	109.67	6,431	109.67
Bharti Infratel : LTI Plan (Part of 2008 plan)				
Outstanding at beginning of year	20	10.00	-	-
Granted	-	-	34	10.00
Exercised	(4)	10.00	-	-
Forfeited / Expired	-	-	(14)	10.00
Outstanding at end of year	16	10.00	20	10.00
Exercisable at end of year	4	10.00	-	-



(Shares in Thousands)	As of March 31, 2014		As of March 31, 2013	
	Number of share options	Weighted average exercise price (Rs.)	Number of share options	Weighted average exercise price (Rs.)
Cash Settled Plan				
Scheme 2005 - LTI Plan Africa				
Outstanding at beginning of year	395	5.00	560	5.00
Granted	-	-	-	-
Exercised	(43)	5.00	(127)	5.00
Forfeited / Expired	(245)	5.00	(38)	5.00
Outstanding at end of year	107	5.00	395	5.00
Exercisable at end of year	-	-	-	-
PUP 2013				
Outstanding at beginning of year	-	-	-	-
Granted	3,295	-	-	-
Exercised	-	-	-	-
Forfeited / Expired	(291)	-	-	-
Outstanding at end of year	3,004	-	-	-
Exercisable at end of year	-	-	-	-
Bharti Infratel : Performance Unit Plan				
Outstanding at beginning of year	-	-	-	-
Granted	171	-	-	-
Exercised	-	-	-	-
Forfeited / Expired	-	-	-	-
Outstanding at end of year	171	-	-	-
Exercisable at end of year	-	-	-	-



The following table summarises information about options exercised and granted during the year and about options outstanding and their remaining contractual life:

Entity	Plan	Options Outstanding			Options Granted		Options Exercised	
		Options (thousands)	Exercise price	Weighted average remaining contractual life (years)	Options (thousands)	Wtd Avg Fair Value	Options (thousands)	Weighted average share price
Equity settled Plans								
Bharti Airtel	2006 Plan	539	5.00 to 110.50	4.40	150	329.14	320	301.16
Bharti Airtel	2005 Plan	1,008	110.50 to 461.00	0.43	-	-	130	316.90
Bharti Airtel	2008 Plan & Annual Grant Plan (AGP) Performance Share Plan (PSP)	3,439	295.00 to 402.50	1.62	-	-	10	320.55
Bharti Airtel	2009 Plan	242	5.00	2.77	-	-	217	326.62
Bharti Airtel	Special ESOP & Restricted Share Units (RSU)	408	5.00	3.20	-	-	610	324.96
Bharti Airtel	LTI Plan	1,072	5.00	2.66	-	-	275	327.05
Bharti Infratel	2008 Plan	8,554	109.67	1.86	-	-	554	189.00
Bharti Infratel	LTI Plan (Part of 2008 plan)	16	10.00	5.41	-	-	4	154.00
Cash settled Plans								
Bharti Airtel	LTIP Africa	107	5.00	0.35	-	-	43	311.00
Bharti Airtel	Performance Unit Plan (PUP) 2013	3,004	-	2.36	3,295	316.85	-	-
Bharti Infratel	PUP	171	-	6.34	171	201.00	-	-

The total carrying value of cash settled share based compensation liability is Rs. 465 Mn and Rs. 98 Mn as of March 31, 2014 and March 31, 2013, respectively.

The fair value of options granted was estimated on the date of grant using the Black-Scholes / Lattice / Monte Carlo Simulation valuation model with the following assumptions:

	Year Ended March 31, 2014	Year Ended March 31, 2013
Risk free interest rates	8.38% to 8.80%	7.60 to 8.84
Expected life	16 to 60 months	48 to 77 months
Volatility	30.96% to 39%	36.42% to 52.43%
Dividend yield	0.31% to 0.50%	0% to 0.36%
Wtd average share price on the date of grant excluding Infratel	318.9 to 337.4	274.40 to 336.70
Wtd average exercise price on the date of grant excluding Infratel	0 to 5	5.00 to 5.04
Wtd average share price on the date of grant - Infratel	197.60	219.00
Wtd average exercise price on the date of grant - Infratel	-	10.00



The expected life of the share option is based on historical data & current expectation and not necessarily indicative of exercise pattern that may occur.

The volatility of the options is based on the historical volatility of the share price since the Group's equity shares became publicly traded.

Bharti Infratel Limited (the subsidiary of the Company) has issued fresh equity shares to its employees under the equity settled share based compensation plan and has received an amount of Rs. 61 Mn (March 31, 2013: Nil), resulting in increase in the holding of non-controlling shareholders from 20.58% to 20.61%.

9. Depreciation and amortisation

		(Rupees Millions)	
	Notes	Year ended March 31, 2014	Year ended March 31, 2013
Depreciation	13	132,118	121,835
Amortisation	14	24,378	26,313
		156,496	148,148

10. Finance income and costs

	(Rupees Millions)	
	Year ended March 31, 2014	Year ended March 31, 2013
Finance income		
Dividend from mutual funds	898	113
Interest Income on deposits	632	644
Interest Income on loans to associates	38	46
Interest Income on others	1,862	1,313
Net gain on mutual funds	3,703	2,758
Net gain on derivative financial instruments *	-	229
	7,133	5,103
Finance costs		
Interest on borrowings	36,382	36,944
Unwinding of discount on provisions	548	471
Net exchange loss	7,321	3,200
Net loss on derivative financial instruments *	5,088	-
Other finance charges	6,174	4,572
	55,513	45,187

* Refer note 17 for details of interest rate swaps designated as hedging instruments and note 33 for details of financial assets and liabilities categorized within level 3 of the fair value hierarchy.



"Dividend from mutual funds" includes Rs. 210 Mn and "Net gain on mutual funds" includes net gain of Rs. 96 Mn relating to investments in mutual funds designated at fair value through profit or loss.

"Interest income on others" includes Rs. 329 Mn and Rs. 464 Mn towards unwinding of discount on other financial assets for the years ended March 31, 2014 and March 31, 2013, respectively.

"Other finance charges" comprise bank charges, trade finance charges, charges relating to derivative instruments and interest charges towards sub judice matters and also includes Rs. 894 Mn and Rs. 179 Mn towards unwinding of discount on other financial liabilities for the years ended March 31, 2014 and March 31, 2013, respectively.

11. Exceptional items

Exceptional items comprises of the following:-

- a) Gain of Rs. 8,950 Mn and Rs. Nil during the year ended March 31, 2014 and March 31, 2013, respectively, on account of demerger of Bharti Infratel Ventures Limited, a subsidiary of the Group (refer note 7(e)).
- b) Charge of Rs. 6,469 Mn and Rs. Nil during the year ended March 31, 2014 and March 31, 2013, respectively, resulting from reassessment of the residual useful lives of certain categories of network assets of the Group due to technological developments (refer note 4.2 (g)).
- c) Charge of Rs. 374 Mn and Rs. Nil during the year ended March 31, 2014 and March 31, 2013, respectively, arising from a new regulatory levy.
- d) Charge of Rs. 1,569 Mn and Rs. Nil during the year ended March 31, 2014 and March 31, 2013 respectively, arising primarily from integration cost due to business combination.

Tax expense includes:

- i) Tax expense of Rs. 1,055 Mn and Rs. Nil during the year ended March 31, 2014 and March 31, 2013, respectively, on above, and
- ii) Tax provision of Rs. 2,915 Mn and Rs. Nil during the year ended March 31, 2014 and March 31, 2013, respectively, on account of settlement of various disputes /uncertain tax position.



Profit/loss attributable to non-controlling interests includes impact of Rs. 1,558 Mn and Rs. Nil during the year ended March 31, 2014 and March 31, 2013, respectively, relating to the above exceptional items.

12. Income taxes

The major components of the income tax expense are:

Particulars	(Rupees Millions)	
	Year ended March 31, 2014	Year ended March 31, 2013
Current income tax		
- India	24,667	18,077
- Overseas	17,402	9,725
	42,069	27,802
Deferred tax*		
- Relating to origination & reversal of temporary differences	6,227	(5,246)
- Relating to change in tax rate	-	1,326
Tax expense attributable to current year's profit	48,296	23,882
Adjustments in respect of income tax of previous year		
- Current income tax		
India	(1,003)	97
Overseas	204	28
	(799)	125
- Deferred tax*	952	1,177
	153	1,302
Income tax expense recorded in the consolidated income statement	48,449	25,184

* Includes tax credit utilisation on account of minimum alternate tax (MAT) of Rs. 2,999 Mn and tax credit recoverable of Rs. 1,669 Mn during years ended March 31, 2014 and March 31, 2013, respectively.

During the year ended March 31, 2013, the Group had recognised additional tax charge of Rs. 1,326 Mn on account of changes in tax rates (including Rs. 861 Mn relating to India on account of change in tax rate from 32.445% to 33.99% as proposed in the Finance Bill, 2013).



The reconciliation between tax expense and product of net income before tax multiplied by enacted tax rates in India is summarised below:

Particulars	(Rupees Millions)	
	Year ended March 31, 2014	Year ended March 31, 2013
Net income before taxes	78,643	47,853
Enacted tax rates in India	33.99%	32.445%
Computed tax expense	26,731	15,526
Increase/(reduction) in taxes on account of:		
Share of (profits)/losses in associates and joint ventures	(1,771)	(1,138)
Net deduction claimed under tax holiday provisions of income tax act	(11,318)	(8,694)
Temporary differences reversed during the tax holiday period	1,791	1,360
Effect of changes in tax rate	-	1,326
Tax on undistributed retained earnings	3,984	492
Adjustment in respect to current income tax of previous years	(799)	125
Adjustment in respect to MAT credit of previous years	191	1,550
Deferred tax recognized in respect of previous years	761	(373)
Tax for which no credit is allowed	4,121	3,746
Effect of different tax rate	803	1,187
Losses and deductible temporary difference against which no deferred tax asset recognised	15,385	10,276
(Income)/expenses (net) not taxable/deductible	3,577	(1,047)
(Benefit)/expense on account of settlement of various disputes/uncertain tax position*	4,756	717
Others	237	131
Income tax expense recorded in the consolidated income statement	48,449	25,184

* includes exceptional charge of Rs 2,915 Mn during the year ended March 31, 2014 (refer note 11)



The components that gave rise to deferred tax assets and liabilities are as follows:

Particulars	(Rupees Millions)	
	As of March 31, 2014	As of March 31, 2013
Deferred tax asset/(liabilities)		
Provision for impairment of debtors/advances and other provisions	9,402	7,303
Losses available for offset against future taxable income	5,582	6,493
Employee share options	846	1,184
Post employment benefits	676	611
Minimum tax credit	30,656	33,775
Lease rent equalization - expense	6,024	5,886
Fair valuation of financial assets/derivative instruments and unrealized exchange fluctuation	1,295	1,150
Accelerated depreciation for tax purposes	(675)	(5,732)
Fair valuation of intangibles/property plant & equipments on business combination	1,176	929
Lease rent equalization - income	(4,518)	(3,861)
Unearned Income	956	908
Deferred tax liability on undistributed retained earnings	(5,478)	(2,857)
Others	(165)	146
Net deferred tax asset/(liabilities)	45,777	45,935

Particulars	(Rupees Millions)	
	Year ended March 31, 2014	Year ended March 31, 2013
Deferred tax (expense)/income		
Provision for impairment of debtors/advances and other provisions	1,988	(150)
Losses available for offset against future taxable income	(1,341)	164
Employee share options	(338)	7
Post employment benefits	19	148
Minimum tax credit	(2,999)	1,669
Lease rent equalization - expense	946	1,337
Fair valuation of financial assets/derivative instruments and unrealized exchange fluctuation	(38)	537
Accelerated depreciation for tax purposes	15	(1,754)
Fair valuation of intangibles/property plant & equipments on business combination	(1,667)	1,267
Lease rent equalization - income	(657)	(865)
Unearned Income	(20)	27
Deferred tax liability on undistributed retained earnings	(2,793)	287
Others	(294)	69
Net deferred tax (expense)/income	(7,179)	2,743



Particulars	(Rupees Millions)	
	As of March 31, 2014	As of March 31, 2013
Reflected in the statement of financial position as follows:		
Deferred tax asset	62,627	58,491
Deferred tax liabilities	(16,850)	(12,556)
Deferred tax asset (net)	45,777	45,935

The reconciliation of deferred tax assets (net) is as follows:

Particulars	(Rupees Millions)	
	Year ended March 31, 2014	Year ended March 31, 2013
Opening balance	45,935	40,294
Tax Income / (expense) during the year recognized in profit & loss	(7,179)	2,743
Tax Income on share issue expenses recognized in equity	-	185
Deferred tax liabilities of Subsidiary (BIVL) transferred upon demerger**	1,511	-
Deferred tax on undistributed retained earnings of joint venture	374	-
Deferred taxes acquired in business combination	-	(756) *
Translation adjustment and others	5,136	3,469
Closing balance	45,777	45,935

* Relates to acquisition of Bharti Airtel Africa B.V. on June 8, 2010.

**Refer Note 7 (e)

Deferred tax assets are recognised to the extent that it is probable that taxable profit will be available against which the deductible temporary differences and the carry forward of unused tax credits and unused tax losses can be utilised. Accordingly, the Group has not recognised deferred tax assets in respect of deductible temporary differences, carry forward of unused tax credits and unused tax losses of Rs. 176,035 Mn and Rs. 144,805 Mn as of March 31, 2014 and March 31, 2013, respectively as it is not probable that taxable profits will be available in future.

The tax rates applicable to these unused losses and deductible temporary differences vary from 3% to 45% depending on the jurisdiction in which the respective Group entity operates. Of the above balance as of March 31, 2014 and March 31, 2013, losses and deductible temporary differences to the extent of Rs. 66,692 Mn and Rs. 54,408 Mn, respectively have an indefinite carry forward period and the balance amount expires unutilised as follows:



	(Rupees Millions)
<u>March 31,</u>	As of March 31, 2014
2015	8,244
2016	6,188
2017	7,770
2018	10,045
2019	6,879
Thereafter	70,217
	<u>109,343</u>
	(Rupees Millions)
<u>March 31,</u>	As of March 31, 2013
2014	11,788
2015	7,901
2016	7,643
2017	13,096
2018	5,557
Thereafter	44,412
	<u>90,397</u>

The Group has not recognized deferred tax liability with respect to unremitted retained earnings and associated foreign currency translation reserve with respect to certain of its subsidiaries and joint ventures where the Group is in a position to control the timing of the distribution of profits and it is probable that the subsidiaries and joint ventures will not distribute the profits in the foreseeable future. Also, the Group does not recognize deferred tax liability on the unremitted retained earnings of its subsidiaries wherever it believes that it would avail the tax credit for the dividend distribution tax payable by the subsidiaries on its dividend distribution. The taxable temporary difference associated with respect to unremitted retained earnings and associated foreign currency translation reserve is Rs. 73,054 Mn and Rs. 79,971 Mn as of March 31, 2014 and March 31, 2013, respectively. The distribution of the same is expected to attract tax in the range of NIL to 15% depending on the tax rates applicable as of March 31, 2014 in the jurisdiction in which the respective Group entity operates.

During the year ended March 31, 2013, the Group had changed the trigger plan date for earlier years for certain business units enjoying Income tax holiday under the Indian Income tax laws. Accordingly, tax charge of Rs. 410 Mn pertaining to earlier years has been recognised during the year ended March 31, 2013.



13. Property, plant and equipment

(Rupees Millions)

Particulars	Land and buildings	Technical equipment and machinery	Other equipment, operating and office equipment	Advance payments and construction in progress	Total
Cost					
As of April 1, 2012	17,543	877,689	49,606	42,923	987,761
Additions	3,911	-	11,135	112,216	127,262
Acquisition through Business Combinations	-	47	15	11	73
Adjustments relating to Fair value remeasurement	-	-	-	1,576	1,576
Disposals / adjustment	(52)	(5,558)	(1,930)	-	(7,540)
Currency translation	(784)	4,110	(317)	790	3,799
Reclassification *	(29)	116,119	12,736	(129,155)	(329)
As of March 31, 2013	20,589	992,407	71,245	28,361	1,112,602
Additions	2,699	-	9,884	92,550	105,133
Acquisition through Business Combinations [^]	542	3,233	345	843	4,963
Disposals / adjustment	(644)	(13,029)	(1,321)	-	(14,994)
Effect of Demerger of BIVL [^]	-	(63,660)	-	-	(63,660)
Currency translation	930	24,943	3,547	1,534	30,954
Reclassification *	(115)	100,406	578	(99,890)	979
As of March 31, 2014	24,001	1,044,300	84,278	23,398	1,175,977
Accumulated Depreciation					
As of April 1, 2012	7,689	319,270	33,968	-	360,927
Charge	1,465	108,588	11,782	-	121,835
Disposals / adjustment	(37)	(4,361)	(1,611)	-	(6,009)
Currency translation	628	(2,395)	(251)	-	(2,018)
Reclassification *	(4,960)	(4,873)	9,423	-	(410)
As of March 31, 2013	4,785	416,229	53,311	-	474,325
Charge #	1,518	124,506	12,563	-	138,587
Disposals / adjustment	(238)	(9,016)	(1,191)	-	(10,445)
Effect of Demerger of BIVL [^]	-	(32,024)	-	-	(32,024)
Currency translation	111	6,516	2,104	-	8,731
Reclassification *	(84)	37	421	-	374
As of March 31, 2014	6,092	506,248	67,208	-	579,548
Net Carrying Amount					
As of April 1, 2012	9,854	558,419	15,638	42,923	626,834
As of March 31, 2013	15,804	576,178	17,934	28,361	638,277
As of March 31, 2014	17,909	538,052	17,070	23,398	596,429

* Reclassification includes reclass of assets between categories of assets. During the year ended March 31, 2014, Rs. 979 Mn and Rs. 374 Mn (March 31, 2013: Rs. 208 Mn and Rs. 127 Mn) gross block and accumulated depreciation respectively, has been reclassified mainly from licenses to technical equipment and machinery.

[^] Refer note 7

Includes exceptional items of Rs. 6,469 Mn w.r.t technical equipment and machinery (Refer Note 11 (b))



“Other equipment, operating and office equipment” include gross block of assets capitalised under finance lease Rs. 1,301 Mn and Rs. 889 Mn as of March 31, 2014 and March 31, 2013 respectively and the corresponding accumulated depreciation for the respective years Rs. 340 Mn and Rs. 70 Mn.

“Land and Building” include gross block of assets capitalised under finance lease Rs. 287 Mn and Rs. 226 Mn as of March 31, 2014 and March 31, 2013 respectively and the corresponding accumulated depreciation for the respective years Rs. 17 Mn and Rs. 2 Mn.

The “advance payments and construction in progress” includes Rs. 22,541 Mn and Rs. 27,294 Mn towards technical equipment and machinery and Rs. 857 Mn and Rs. 1,067 Mn towards other assets as of March 31, 2014 and March 31, 2013 respectively.

The Group has taken borrowings from banks and financial institutions which carry charge over certain of the above assets (refer note 26 for details towards security and pledge).

(This space has been intentionally left blank)



14. Intangible assets

(Rupees Millions)

Particulars	Goodwill	Software	Bandwidth	Licenses	Other acquired intangibles	Advance Payment and assets under development	Total
Cost							
As of April 1, 2012	410,197	8,992	9,440	239,147	19,785	35,437	722,998
Additions	-	3,145	1,796	825	107	1,563	7,436
Acquisition through Business Combinations	344	25	-	-	-	-	369
Adjustments relating to Fair value remeasurement	308	-	-	-	-	-	308
Disposals / adjustment #	-	-	(1,410)	-	-	-	(1,410)
Currency translation	4,211	102	238	3,449	(862)	(5)	7,133
Reclassification *	-	107	-	35,330	(208)	(35,437)	(208)
As of March 31, 2013	415,060	12,371	10,064	278,751	18,822	1,558	736,626
Additions	-	3,336	1,181	8,745	29	58,563 @	71,854
Acquisition through Business Combinations^	12,014	-	-	234	868	49,155	62,271
Adjustments relating to Fair value remeasurement^	(926)	-	-	-	-	-	(926)
Disposals / adjustment	-	(7)	(43)	-	-	-	(50)
Currency translation	45,625	201	481	9,614	1,261	-	57,182
Reclassification *	-	382	276	488	(567)	(1,558)	(979)
As of March 31, 2014	471,773	16,283	11,959	297,832	20,413	107,718	925,978
Accumulated amortisation							
As of April 1, 2012	-	4,920	1,375	36,710	16,671	-	59,676
Charge	-	2,839	612	20,211	2,651	-	26,313
Disposals / adjustment	-	-	-	-	-	-	-
Currency translation	-	129	22	360	(770)	-	(259)
Reclassification *	-	(24)	-	24	(127)	-	(127)
As of March 31, 2013	-	7,864	2,009	57,305	18,425	-	85,603
Charge	-	2,923	744	20,189	522	-	24,378
Disposals / adjustment	-	(7)	(8)	-	-	-	(15)
Currency translation	-	103	80	2,696	1,154	-	4,033
Reclassification *	-	637	20	(633)	(398)	-	(374)
As of March 31, 2014	-	11,520	2,845	79,557	19,703	-	113,625
Accumulated impairment							
As of April 1, 2012	2,637	-	-	-	-	-	2,637
As of March 31, 2013	2,637	-	-	-	-	-	2,637
As of March 31, 2014	2,637	-	-	-	-	-	2,637
Net Carrying Amount							
As of April 1, 2012	407,560	4,072	8,065	202,437	3,114	35,437	660,685
As of March 31, 2013	412,423	4,507	8,055	221,446	397	1,558	648,386
As of March 31, 2014	469,136	4,763	9,114	218,275	710	107,718	809,716

* Reclassification includes reclass of assets between categories of assets. During the year ended March 31, 2014, Rs. 979 Mn and Rs. 374 Mn (March 31, 2013: Rs. 208 Mn and Rs. 127 Mn) gross block and accumulated depreciation respectively, has been reclassified mainly from licenses to technical equipment and machinery.

Adjustment of Rs. 1,410 Mn in Bandwidth gross block pertains to inter-company transactions elimination, which has been adjusted in the year ended March 31, 2013.

@ Includes advance payments of Rs. 55,257 Mn towards spectrum (Refer note 39 (d)).



^ Refer note 7.

During the years ended March 31, 2014 and March 31, 2013, the Group has capitalised borrowing cost of Rs. 2,266 Mn and Rs. 298 Mn, respectively.

The Group has taken borrowings from banks and financial institutions which carry charge over certain of the above assets (refer note 26 for details towards security and pledge).

Weighted average remaining amortisation period of license as of March 31, 2014 and March 31, 2013 is 13.65 years and 13.46 years, respectively.

15. Impairment reviews

The Group tests goodwill for impairment annually on December 31 and whenever there are indicators of impairment (refer note 4). Impairment test is performed at the level of each Cash Generating Unit ('CGU') or groups of CGUs expected to benefit from acquisition-related synergies and represent the lowest level within the entity at which the goodwill is monitored for internal management purposes, within an operating segment. The impairment assessment is based on value in use calculations.

During the year, the testing did not result in any impairment in the carrying amount of goodwill.

The carrying amount of goodwill has been allocated to the following CGU/ Group of CGUs:

	As of March 31, 2014	(Rupees Millions) As of March 31, 2013
Mobile Services - India	39,524	31,195
Mobile Services - Bangladesh	8,211	7,370
Airtel business	5,382	4,890
Mobile Services - Africa	415,675	368,624
Telemedia Services	344	344
Total	469,136	412,423

The measurement of the cash generating units' value in use is determined based on the ten years financial plan that have been approved by management and are also used for internal purposes. The planning horizon reflects the assumptions for short-to-mid term market developments. Cash flows beyond the planning period are extrapolated using appropriate growth rates. The terminal growth rates used do



not exceed the long term average growth rates of the respective industry and country in which the entity operates and are consistent with forecasts included in industry reports.

Key assumptions used in value-in-use calculations

- Operating margins (Earnings before interest and taxes)
- Discount rate
- Growth rates
- Capital expenditures

Operating margins: Operating margins have been estimated based on past experience after considering incremental revenue arising out of adoption of valued added and data services from the existing and new customers, though these benefits are partially offset by decline in tariffs in a hyper competitive scenario. Margins will be positively impacted from the efficiencies and initiatives driven by the Company; at the same time, factors like higher churn and increased cost of operations may impact the margins negatively.

Discount rate: Discount rate reflects the current market assessment of the risks specific to a CGU or group of CGUs. The discount rate is estimated based on the weighted average cost of capital for respective CGU or group of CGUs. Pre-tax discount rate used ranged from 13.53% to 20.22% (higher rate used for CGU group 'Mobile Services – Africa') for the year ended March 31, 2014 and ranged from 12.5% to 19.9% (higher rate used for CGU group 'Mobile Services – Africa') for the year ended March 31, 2013.

Growth rates: The growth rates used are in line with the long term average growth rates of the respective industry and country in which the entity operates and are consistent with the forecasts included in the industry reports. The average growth rates used in extrapolating cash flows beyond the planning period ranged from 3.5% to 5.49% (higher rate used for 'Mobile Services – Bangladesh' CGU) for the year ended March 31, 2014 and ranged from 3.5% to 4.0% (higher rate used for CGU group 'Mobile Services – Africa' and 'Mobile Services – Bangladesh' CGU) for the year ended March 31, 2013.

Capital expenditures: The cash flow forecasts of capital expenditure are based on past experience coupled with additional capital expenditure required for roll out of incremental coverage requirements and to provide enhanced voice and data services.

Sensitivity to changes in assumptions

With regard to the assessment of value-in-use for Mobile Services – India, Mobile Services – Bangladesh, Telemedia Services and Airtel Business, no reasonably possible change in any of the above key assumptions would cause the carrying amount of these units to exceed their recoverable amount. For



Mobile Services - Africa CGU group, the recoverable amount exceeds the carrying amount by approximately 10% for the year ended March 31, 2014 (March 31, 2013: 11.5%). An increase of 1.2% (March 31, 2013: 1.5%) in discount rate shall equate the recoverable amount with the carrying amount of the Mobile Services – Africa CGU group for the year ended March 31, 2014. Further, for Mobile Services – Africa CGU group, no reasonably possible change in the growth rate beyond the planning horizon would cause the carrying amount to exceed the recoverable amount.

16. Investment in associates, joint ventures and subsidiaries

16.1 Investments accounted for using the equity method

The Group's interests in Joint Ventures and associates are accounted for using the equity method of accounting. The details (Principal place of operation/country of incorporation, principal activities and percentage of ownership interest and voting power (direct / indirect) held by the Group) of Joint Ventures and Associates are set out in Note 40.

The amounts recognised in the consolidated statement of financial position are as follows:-

	(Rupees millions)	
	As of March 31, 2014	As of March 31, 2013
Joint Ventures	56,615	11,310
Associates	87	242
	56,702	11,552

The amounts recognised in the consolidated income statement are as follows:-

	(Rupees millions)	
	Year ended March 31, 2014	Year ended March 31, 2013
Joint Ventures	5,369	3,582
Associates	(158)	(76)
	5,211	3,506

16.1.1 Investments in Joint Ventures

Summarised financial information of Indus Towers Limited based on its IFRS financial statements and reconciliation with the carrying amount of the investment in consolidated financial statements is as follows:-

Particulars	(Rupees millions)	
	As of March 31, 2014	As of March 31, 2013
Assets		
Non Current Assets	265,003	127,926
Current Assets		
Cash and cash Equivalents	2,775	1,110
Other Current Assets (Excluding cash and cash equivalents)	29,716	32,261
Total Current Assets	32,491	33,371
Liabilities		
Non Current Liabilities		
Non Current Financial Liabilities (Other than trade and other payables and provisions) - Loans and borrowings	61,378	76,711
Other Non Current Liabilities	18,694	15,390
Total Non Current Liabilities	80,072	92,101
Current Liabilities		
Current Financial Liabilities (Other than trade and other payables and provisions) - Loans and borrowings	18,047	9,054
Other Current Liabilities	26,099	51,393
Total Current Liabilities	44,146	60,447
Equity	173,276	8,749
Percentage of Group's ownership interest	42%	42%
Interest in Joint Venture	72,776	3,675
Gain on merger of BIVL with Indus attributable to Group's ownership interest (refer note 7 (e)) (net of consolidation adjustment of Rs. 804 Mn arising post merger)	(8,973)	-
Other fair value adjustments on consolidation	(7,376)	79
Carrying amount of investment	56,427	3,754



Particulars	(Rupees millions)	
	Year ended March 31, 2014	Year ended March 31, 2013
Revenue	142,264	131,964
Depreciation and amortisation	29,690	16,215
Finance income (including Interest income of Rs. 1,806 Mn (March 31, 2013 - Rs. 692 Mn))	2,055	1,267
Finance cost (including Interest expense of Rs. 9,842 Mn (March 31, 2013 - Rs. 9,866 Mn))	9,864	9,877
Income tax expense	6,363	4,582
Profit for the year	13,228	8,803
Percentage of Group's ownership interest	42%	42%
Group's share in Joint Venture's profit for the year	5,556	3,697
Consolidation adjustments (net of Rs. 804 Mn for the year ended March 31, 2014 arising post merger)	(522)	71
Group's share in Joint ventures' profit recognised	5,034	3,768
Dividend received from Joint venture	2,200	4,050

Aggregate information of joint ventures that are not individually material is as follows:-

Particular	(Rupees millions)	
	As of March 31, 2014	As of March 31, 2013
Carrying amount of investment	188	7,556
Cumulative unrecognised losses	-	-

Group's share in Joint ventures'	(Rupees millions)	
	Year ended March 31, 2014	Year ended March 31, 2013
Net profit / (loss)	335	(186)
Other comprehensive income	10	4
Total comprehensive income	345	(182)
Unrecognised losses	-	-

Refer note 36 for Group's share of joint ventures commitments and contingencies.



16.1.2 Investments in Associates

The Group does not have any individually material associate. Aggregate information of associates that are not individually material is as follows:-

Particular	(Rupees millions)	
	As of March 31, 2014	As of March 31, 2013
Carrying amount of investment	87	242
Cumulative unrecognised losses	1,328	1,074

Group's share in associates'	(Rupees millions)	
	Year ended March 31, 2014	Year ended March 31, 2013
Net profit / (loss)	(412)	(393)
Other comprehensive income	3	-
Total comprehensive income	(409)	(393)
Unrecognised losses	254	317

Refer note 36 for Group's share of associates commitments.

(This space has been intentionally left blank)



16.2 Investments in subsidiaries

The details (Principal place of operation/country of incorporation, principal activities and percentage of ownership interest and voting power (direct / indirect) held by the Group) of subsidiaries are set out in Note 40.

Summarised financial information of subsidiaries (including fair valuation adjustments made at the time of acquisition, if any) having material non-controlling interests is as follows:-

Particulars	Bharti Infratel Limited*		Bharti Hexacom Limited		Airtel Networks Limited	
	As of	As of	As of	As of	As of	As of
	March 31, 2014	March 31, 2013	March 31, 2014	March 31, 2013	March 31, 2014	March 31, 2013
(Rupees Millions)						
Assets						
Non Current Assets	172,424	120,898	28,319	27,782	142,720	134,223
Current Assets	41,392	79,341	25,659	19,572	6,400	8,538
Liabilities						
Non Current Liabilities	22,101	21,219	1,903	1,549	63,755	57,904
Current Liabilities	14,457	13,865	8,613	8,561	76,397	72,213
Equity	177,258	165,155	43,461	37,244	8,968	12,644
Percentage of ownership interest held by non-controlling interests	20.61%	20.58%	30%	30%	20.94%	20.94%
Accumulated Non-controlling interests	36,525	33,986	13,034	11,343	1,878	2,648

Particulars	Bharti Infratel Limited*		Bharti Hexacom Limited		Airtel Networks Limited	
	Year Ended	Year Ended	Year Ended	Year Ended	Year Ended	Year Ended
	March 31, 2014	March 31, 2013	March 31, 2014	March 31, 2013	March 31, 2014	March 31, 2013
Revenue	50,987	49,590	40,763	36,717	86,677	81,771
Net Profit/(loss)	18,638	8,738	6,368	5,746	(5,045)	(2,738)
Other Comprehensive Income	(7)	-	-	-	1,369	840
Total Comprehensive Income	18,631	8,738	6,368	5,746	(3,676)	(1,898)
Profit / (loss) allocated to Non-controlling interests	3,835	1,404	1,867	1,718	(1,056)	(887)

Particulars	Bharti Infratel Limited*		Bharti Hexacom Limited		Airtel Networks Limited	
	Year Ended	Year Ended	Year Ended	Year Ended	Year Ended	Year Ended
	March 31, 2014	March 31, 2013	March 31, 2014	March 31, 2013	March 31, 2014	March 31, 2013
Net cash inflow/(outflow) from operating activities	27,715	27,293	9,810	11,298	26,212	17,854
Net cash inflow/(outflow) from investing activities	(20,714)	(53,892)	(9,354)	(11,704)	(8,525)	(15,267)
Net cash inflow/(outflow) from financing activities	(6,580)	26,473	(330)	(712)	(14,230)	(230)
Net cash inflow/(outflow)	421	(126)	126	(1,118)	3,457	2,357
Dividend paid to Non-controlling interests (including tax)	1,364	704	175	44	-	-

* Based on consolidated financial statements, also refer note 7(g).

17. Derivative financial Instruments

The Group uses foreign exchange option contracts, swap contracts, forward contracts and interest rate swaps to manage some of its transaction exposures. These derivative instruments (except for certain interest rate swaps, refer below, 'Hedging instruments') are not designated as cash flow, fair value or net investment hedges and are entered into for periods consistent with currency and interest exposures.

The details of derivative financial instruments are as follows:-

	(Rupees Millions)	
	As of March 31, 2014	As of March 31, 2013
Assets		
Currency swaps, forward and option contracts	100	76
Interest rate swaps	277	49
Embedded derivatives	3,203	4,538
	3,580	4,663
Liabilities		
Currency swaps, forward and option contracts	861	40
Interest rate swaps	3,822	298
Embedded derivatives	727	774
	5,410	1,112
Bifurcation of above derivative instruments into current and non current		
Non-current derivative financial assets	2,761	3,566
Current derivative financial assets	819	1,097
Non-current derivative financial liabilities	(4,313)	(893)
Current derivative financial liabilities	(1,097)	(219)
	(1,830)	3,551

Embedded derivative

The Group entered into agreements denominated/determined in foreign currencies. The value of these contracts changes in response to the changes in specified foreign currencies. Some of these contracts have embedded foreign currency derivatives having economic characteristics and risks that are not closely related to those of the host contracts. These embedded foreign currency derivatives have been separated and carried at fair value through profit or loss.



Hedging Instruments

Beginning April 1, 2013, the Group has applied fair value hedge accounting, and started designating certain interest rate swaps (exchanging fixed rate of interest for floating rate of interest) as a hedging instrument for hedging the risk of change in fair value of the non-convertible bonds with respect to changes in the USD LIBOR/ EURIBOR zero coupon curve.

The fair value of such interest rate swaps liability (net) is Rs. 3,592 Mn as of March 31, 2014. The loss of Rs. 3,041 Mn has been recognised on the interest rate swaps and gain of Rs. 3,275 Mn has been recognised on the non-convertible bonds on account of changes in fair value with respect to the hedged risk during the year ended March 31, 2014.

18. Other financial assets, non-current

	(Rupees Millions)	
	As of March 31, 2014	As of March 31, 2013
Security deposits	7,232	7,517
Restricted cash	68	157
Trade receivables (non-current)	-	638
Rent equalisation	2,919	2,345
Claims recoverable	5,656	5,325
Others	1,455	344
	17,330	16,326

Security deposits primarily include security deposits given towards rented premises, cell sites, interconnect ports and other miscellaneous deposits.

The Group has taken borrowings from banks and financial institutions. Details towards security and pledge of the above assets are given under Note 26.

Restricted cash represents amount given as security against various borrowing facilities and legal cases.



19. Other non-financial assets, non current

	(Rupees Millions)	
	As of	As of
	March 31, 2014	March 31, 2013
Fair valuation adjustments - financial assets	2,287	2,885
Advances	22,417	14,378
Others	1,305	1,486
Total	26,009	18,749

Fair valuation of financial assets represents unamortised portion of the difference between the fair value of the financial assets (security deposits) on initial recognition and the amount paid.

Advances represent payments made to various Government authorities under protest and are disclosed net of provision of Rs. 25,992 Mn and Rs. 19,468 Mn as of March 31, 2014 and March 31, 2013, respectively.

20. Inventories

	(Rupees Millions)	
	As of	As of
	March 31, 2014	March 31, 2013
Transmission equipment	421	276
Handsets	965	762
Others	36	71
Total	1,422	1,109

The Group has taken borrowings from banks and financial institutions. Details towards security and pledge of the above assets are given under Note 26.

(This space has been intentionally left blank)



21. Trade and other receivables

	(Rupees Millions)	
	As of	As of
	March 31, 2014	March 31, 2013
Trade receivable*	83,640	81,908
Less: Allowance for doubtful debts	(25,868)	(21,571)
Total Trade receivables	57,772	60,337
Other receivables		
Due from related party	245	378
Receivables from joint ventures	266	3,209
Interest accrued on investments	61	67
Claim receivables	4,097	3,833
Total	62,441	67,824

Movement in allowances for doubtful debts

	(Rupees Millions)	
	For the year ended	For the year ended
	March 31, 2014	March 31, 2013
Balance, beginning of the year	21,571	18,715
Additions -		
Provision for the year	5,781	4,500
Currency translation adjustment	1,197	584
Application -		
Write off of bad debts (net of recovery)	(2,681)	(2,228)
Balance, end of the year	25,868	21,571

*Trade receivables include unbilled receivables.

The Group has taken borrowings from banks and financial institutions which carry charge over certain of the above assets. Details towards security and pledge of the above assets are given under Note 26.

Refer note 38 on credit risk of trade receivables.



22. Prepayments and other assets

	(Rupees Millions)	
	As of	As of
	March 31, 2014	March 31, 2013
Prepaid expenses	8,539	9,084
Employee receivables	562	534
Advances to Suppliers	12,215	11,786
Taxes receivable	8,028	8,616
Others	312	840
	29,656	30,860

Employee receivables principally consist of advances given for business purposes.

Taxes receivables include customs duty, excise duty, service tax, sales tax and other recoverable and are disclosed net of provision of Rs. 1,963 Mn and Rs. 1,687 Mn as of March 31, 2014 and March 31, 2013, respectively.

23. Investments

(a). Short term investments

	(Rupees Millions)	
	As of	As of
	March 31, 2014	March 31, 2013
Held for trading securities - quoted	61,574	64,760
Designated at fair value through profit or loss - quoted	690	-
Loans and receivables - fixed deposits with banks	1	786
	62,265	65,546

(b). Investment (non-current)

	(Rupees Millions)	
	As of	As of
	March 31, 2014	March 31, 2013
Held for trading securities - quoted *	27,883	-
Designated at fair value through profit or loss - quoted	8,458	-
	36,341	-

* These were reclassified from short term investments to investment (non-current) basis the future utilisation plan of funds.



The market values of quoted investments were assessed on the basis of the quoted prices as at the date of statement of financial position. Held for trading investments primarily comprises debt linked mutual funds and quoted liquid debt instruments in which the Group invests surplus funds to manage liquidity and working capital requirements. Investments designated at fair value through profit or loss comprises investments in debt linked mutual funds.

The Group has taken borrowings from banks and financial institutions which carry charge over certain of the above assets. Details towards security and pledge of the above assets are given under Note 26.

24. Other financial assets, current

	(Rupees Millions)	
	As of	As of
	March 31, 2014	March 31, 2013
Restricted Cash	8,127	4,299
	8,127	4,299

Restricted cash represents amount given as security against various borrowing facilities and legal cases and cash received from subscribers of Mobile Commerce Services.

25. Cash and cash equivalents

	(Rupees Millions)	
	As of	As of
	March 31, 2014	March 31, 2013
Cash and bank balances	44,505	14,285
Fixed deposits with banks	5,303	1,793
	49,808	16,078

For the purpose of the consolidated cash flow statement, cash and cash equivalents comprise of following:-

	(Rupees Millions)	
	As of	As of
	March 31, 2014	March 31, 2013
Cash and bank balances	44,505	14,285
Fixed deposits with banks	5,303	1,793
Less :- Bank overdraft (refer note 26.2)	(10,233)	(14,767)
	39,575	1,311



26. Borrowings

26.1 Long term debts

	(Rupees Millions)	
	As of March 31, 2014	As of March 31, 2013
Secured		
Term loans *	106,539	86,332
Others	13	19
Total	106,552	86,351
Less: Current portion	(21,680)	(11,625)
Total secured loans, net of current portion	84,872	74,726
Unsecured		
Term loans	361,618	461,054
Non-convertible bonds # @	193,321	54,057
Total	554,939	515,111
Less: Current portion	(89,892)	(20,700)
Total unsecured loans, net of current portion	465,047	494,411
Total	549,919	569,137

* Includes loan of Rs. 2,469 Mn and Rs. 9,449 Mn for which charge over underlying assets is yet to be created.

Refer note 26.5

@ Reduced by Rs. 3,491 Mn and Rs. Nil as of March 31, 2014 and March 31, 2013, respectively, for the impact of change in fair value with respect to the hedged risk.

26.2 Short term debts and current portion of long term debts

	(Rupees Millions)	
	As of March 31, 2014	As of March 31, 2013
Secured		
Term loans	8,907	5,919
Bank overdraft	410	5,438
Total	9,317	11,357
Add: Current portion of long term debts	21,680	11,625
Total secured loans, including current portion	30,997	22,982
Unsecured		
Term Loans	78,327	45,215
Bank overdraft	9,823	9,329
Total	88,150	54,544
Add: Current portion of long term debts	89,892	20,700
Total unsecured loans, including current portion	178,042	75,244
Total	209,039	98,226



26.3 Analysis of Borrowings

The details given below are gross of debt origination cost and fair valuation adjustments with respect to the hedged risk.

26.3.1 Maturity of borrowings

The table below summarises the maturity profile of the Group's borrowings based on contractual undiscounted payments.

(Rupees Millions)

	As of March 31, 2014	As of March 31, 2013
Within one year	210,163	98,535
Between one and two years	123,589	171,181
Between two and five years	301,480	340,942
over five years	132,612	59,764
Total	767,844	670,422

26.3.2 Interest rate & currency of borrowings

The below details do not necessarily represents foreign currency or interest rate exposure to the income statement, since the Group has taken derivatives for offsetting the foreign currency & interest rate exposure. For foreign currency and interest rate sensitivity refer note 38.

(Rupees Millions)

	Total borrowings	Floating rate borrowings	Fixed rate borrowings
INR	64,913	64,900	13
USD	460,859	367,518	93,341
Euro	111,917	29,235	82,682
CHF	23,808	-	23,808
NGN	70,460	70,460	-
XAF	12,082	-	12,082
XOF	8,434	-	8,434
Others	15,371	5,505	9,866
March 31, 2014	767,844	537,618	230,226

INR	96,501	92,971	3,530
USD	481,716	422,584	59,132
NGN	60,529	58,185	2,344
XAF	10,493	-	10,493
XOF	6,077	-	6,077
Others	15,106	7,546	7,560
March 31, 2013	670,422	581,286	89,136



26.4 Other loans

Others include vehicle loans taken from banks which were secured by hypothecation of the vehicles Rs. 13 Mn and Rs. 19 Mn as of March 31, 2014 and March 31, 2013, respectively.

The amounts payable for the capital lease obligations, excluding interest expense is Rs. 7 Mn, Rs. 4 Mn and Rs. 2 Mn for the years ending on March 31, 2015, 2016 and 2017, respectively.

26.5 Bharti Airtel International (Netherlands) BV, a subsidiary of the Company, issued following senior unsecured guaranteed notes (Non-convertible bonds or Notes). These notes are guaranteed by the Company.

During the year ended March 31, 2014:

	Issue price	Due in	Listed on stock exchange
3% CHF 350 Mn (Rs. 23,631 Mn)	100.108%	2020	SWISS (SIX)
4% Euro 750 Mn (Rs. 62,924 Mn)	99.756%	2018	Frankfurt
4% Euro 250 Mn (Rs. 20,933 Mn)	100.374%	2018	Frankfurt

During the year ended March 31, 2013:

	Issue price	Due in	Listed on stock exchange
5.125% USD 1000 Mn (Rs. 54,413 Mn)	100%	2023	Singapore
5.125% USD 500 Mn (Rs. 27,200 Mn)*	100.625%	2023	Singapore

* USD 500 Mn was received during the year ended March 31, 2014.

The Euro and USD Notes contain certain covenants relating to limitation on Indebtedness and on creation of any lien on any of its assets other than as permitted under the agreement, unless an effective provision is made to secure the Notes and guarantee equally and ratably with such Indebtedness for so long as such Indebtedness is so secured by such lien. The limitation on indebtedness covenant gets suspended on Notes meeting certain agreed criteria. The debt covenants remained suspended as of the date of the authorisation of the financial statements. The CHF notes do not carry any restrictions on the limitation on indebtedness.



26.6 Security details

The Group has taken borrowings in various countries towards funding of its acquisition and working capital requirements. The borrowings comprise of funding arrangements with various banks and financial institutions taken by the Parent and subsidiaries. The details of security provided by the Group in various countries, to various banks on the assets of Parent and subsidiaries are as follows:

(Rupees Millions)

Entity	Relation	Outstanding loan amount		Security Detail
		As of March 31, 2014	As of March 31, 2013	
Bharti Airtel Ltd	Parent	13	19	Hypothecation of vehicles
Airtel Bangladesh Ltd	Subsidiary	18,020	10,535	(i) Deed of Hypothecation by way of fixed charge creating a first-ranking pari passu fixed charge over listed machinery and equipment of the company, favouring the Bank / FIIs investors and the Offshore Security Agent and filed with the Registrar of Joint Stock Companies. Third Modification to Deed of Hypothecation for EKN-2 facility (ii) Deed of Hypothecation by way of floating charge creating a first-ranking pari passu floating charge over plant, machinery and equipment, both present and future, excluding machinery and equipment covered under the foregoing Deed of Hypothecation by way of fixed charge and a first-ranking pari passu floating charge over all current assets of the company, both present and future, including but not limited to stock, book debts, receivables and accounts of the company, entered into or to be entered into by the company, favouring the Bank / FIIs Facility Investors and Offshore Security Agent and filed with the Registrar of Joint Stock Companies. Third Modification to Deed of Hypothecation for EKN-2 facility (iii) Second Charge behind the Senior Term Lenders over the Borrower's Stocks of Raw Material, Work-in-Progress and Finished Goods with Registrar of Joint Stock Companies and Firms (RJSC) on Pari Passu basis with other Lenders; Second Charge behind the Senior Term Lenders over the Borrower's Book Debts and Receivables with Registrar of Joint Stock Companies and Firms (RJSC) on Pari Passu basis with other Lenders, under a Letter of Hypothecation dated February 8, 2012 executed in favor of the existing lenders filed with the Registrar of Joint Stock Companies. Third Modification of deed to hypothecation with the enhanced amount of facilities and addition of new working capital lender in the agreement.
Bharti Airtel Africa BV and its subsidiaries	Subsidiary	98,126	87,277	(i) Pledge of all fixed and floating assets - Kenya, Nigeria, Tanzania, Uganda, DRC, Ghana (ii) Pledge of Materials and credit balance - Niger (iii) Pledge on specific fixed assets - Chad
Total		116,159	97,831	

Africa operations acquisition related borrowing:

Bharti Airtel acquired operations of 15 countries in Africa from ZAIN BV through its subsidiary Bharti Airtel International Netherlands BV with effect from June 8, 2010. The above acquisition was financed through loans taken from various banks. The loan agreements contain a negative pledge covenant that prevents the Group (excluding Airtel Bangladesh Limited, Bharti Airtel Africa B.V, Bharti Infratel Limited, and their respective subsidiaries) to create or allow to exist any security interest on any of its assets without prior written consent of the majority lenders except in certain agreed circumstances.



The Company's 3G/BWA borrowings:

The INR term loan agreements with respect to 3G/BWA borrowings contain a negative pledge covenant that prevents the Company to create or allow to exist any security interest on any of its assets without prior written consent of the lenders except in certain agreed circumstances.

26.7 Unused lines of credit

	(Rupees Millions)	
	As of	As of
	March 31, 2014	March 31, 2013
Secured	25,959	10,537
Unsecured	142,321	98,773
Total Unused lines of credit	168,280	109,310

(This space has been intentionally left blank)



27. Provisions

	(Rupees Millions)		
	Employee benefits	Asset retirement obligation*	Total
As of March 31, 2012	2,528	5,591	8,119
Of which: current	1,218	-	1,218
Provision during the year	805	2,352	3,157
Payment during the year	(235)	-	(235)
Interest charge	-	471	471
As of March 31, 2013	3,098	8,414	11,512
Of which: current	1,768		1,768
Provision during the year	848	1,335	2,183
Remeasurement losses accounted for in OCI	197	-	197
Payment during the year	(717)	-	(717)
Interest charge	-	548	548
Business combination*	-	27	27
Demerger of BIVL*	-	(1,981)	(1,981)
As of March 31, 2014	3,426	8,343	11,769
Of which: current	1,725		1,725

*Refer note 7

“Provision during the year” for asset retirement obligation is after considering the impact of change in discount rate. Due to large number of lease arrangements of the Group, the range of expected period of outflows of provision for asset retirement obligation is significantly wide.



The movement of provision towards subjudice matters disclosed under other non-financial assets, non-current (refer note 19) and trade and other payables (refer note 32) is as below:

	(Rupees Millions)	
	For the year ended March 31, 2014	For the year ended March 31, 2013
Opening Balance	59,142	44,190
Additions (Net)	15,532	14,952
Closing Balance	74,674	59,142

28. Other financial liabilities, non current

	As of March 31, 2014	As of March 31, 2013
Equipment Supply Payable - Non Current	3,149	2,441
Security deposits	4,924	9,553
Lease rent equalisation	9,349	9,682
Deferred payment liability	1,026	-
Others	9,016	1,528
	27,464	23,204

"Others" includes Rs. 7,413 Mn payable to a joint venture as of March 31, 2014.

29. Other non - financial liabilities

	(Rupees Millions)	
	As of March 31, 2014	As of March 31, 2013
Non - current		
Fair valuation adjustments - financial liabilities*	624	894
Others	836	1,490
	1,460	2,384
Current		
Taxes payable	15,277	13,245
	15,277	13,245
Total	16,737	15,629



* represents unamortised portion of the difference between the fair value of the financial liability (security deposit) on initial recognition and the amount received.

'Others' as of March 31, 2013 represents amount due to one of the joint venture of the Group.

Taxes payable include service tax, sales tax and other taxes payable.

30. Employee Benefits

The following table sets forth the changes in the projected benefit obligation and plan assets and amounts recognised in the consolidated statement of financial position as of March 31, 2014 and March 31, 2013, being the respective measurement dates:

Movement in Defined Benefit Obligation	Gratuity	(Rupees Millions) Compensated absence
Defined benefit obligation - April 1, 2012	1500	902
Current service cost	302	194
Interest cost	127	82
Benefits paid	(152)	(85)
Acquired in business combination	102	-
Remeasurements - actuarial loss/ (gain)	100	35
Defined benefit obligation - March 31, 2013	1,979	1,128
Projected benefit obligation - April 1, 2013	1979	1128
Current service cost	336	194
Interest cost	172	101
Benefits paid	(344)	(271)
Remeasurements - actuarial loss/ (gain)	191	(29)
Defined benefit obligation - March 31, 2014	2,334	1,123

(This space has been intentionally left blank)



	(Rupees Millions)	
	For the year ended March 31, 2014	For the year ended March 31, 2013
Movement in Plan Assets - Gratuity		
Fair value of plan assets at beginning of year	183	81
Interest income	15	6
Employer contributions	1	-
Benefits paid	(14)	-
Remeasurements - actuarial (loss)/ gain	(6)	(6)
Acquired in business combination	-	102
Fair value of plan assets at end of year	179	183
Net funded status of plan	(2,155)	(1,796)
Actual return on plan assets	9	-

The components of the gratuity & compensated absence cost were as follows:

	(Rupees Millions)	
	Gratuity	Compensated absence
Recognised in profit or loss		
Current service cost	336	194
Interest cost / (income) (net)	157	101
Remeasurements - actuarial loss/ (gain)	-	(29)
For the year ended March 31, 2014	493	266
Current service cost	302	194
Interest cost / (income) (net)	121	82
Remeasurements - actuarial loss/ (gain)	106	35
For the year ended March 31, 2013	529	311

	(Rupees Millions)	
Recognised in other comprehensive income		
Remeasurements - actuarial loss/ (gain)	197	-
For the year ended March 31, 2014	197	-
Remeasurements - actuarial loss/ (gain)	-	-
For the year ended March 31, 2013	-	-



The principal actuarial assumptions used for estimating the Group's defined benefit obligations are set out below:

Weighted average actuarial assumptions	As of March 31, 2014	As of March 31, 2013
Discount Rate	8.00%	8.50%
Expected Rate of increase in Compensation levels	10.00%	10.00%
Expected Average remaining working lives of employees (years)	25.47 years	25.89 years

Sensitivity analysis:

For the year ended March 31, 2014

	Change in assumption	Effect on Gratuity obligation	Effect on Compensated absence obligation
Discount Rate	+1%	(136)	(63)
	-1%	164	102
Salary Growth Rate	+1%	161	100
	-1%	(135)	(63)

The above sensitivity analysis is based on a change in an assumption while holding all other assumptions constant. In practice, this is unlikely to occur, and changes in some of the assumptions may be correlated. When calculating the sensitivity of the defined benefit obligation to significant actuarial assumptions the same method (projected unit credit method) has been applied as when calculating the defined benefit obligation recognised within the statement of financial position.

History of experience adjustments is as follows:

	Gratuity	(Rupees Millions) Compensated absence
For the year ended March 31, 2014		
Plan Liabilities - (loss)/gain	(64)	69
Plan Assets - (loss)/gain	(6)	-
For the year ended March 31, 2013		
Plan Liabilities - (loss)/gain	114	302
Plan Assets - (loss)/gain	(6)	-



Disclosure of other long term employee benefits:

Deferred incentive plan	(Rupees Millions)	
	For the year ended March 31, 2014	For the year ended March 31, 2013
Opening Balance	-	17
Addition	1	3
Utilization	(1)	(20)
Closing Balance	-	-

Long term service award	(Rupees Millions)	
	As of March 31, 2014	As of March 31, 2013
Estimated liability	148	95

Statement of Employee benefit provision

	(Rupees Millions)	
	As of March 31, 2014	As of March 31, 2013
Gratuity	2,155	1,796
Compensated absences	1,123	1,128
Other employee benefits	148	174
Total	3,426	3,098

(This space has been intentionally left blank)



31. Equity

(i) Shares

	(Rupees Millions)	
	As of March 31, 2014	As of March 31, 2013
Authorised shares		
5,000,000,000 (March 31, 2013 - 5,000,000,000) equity shares of Rs 5 each	25,000	25,000
Issued, Subscribed and fully paid-up shares		
3,997,400,102 (March 31, 2013- 3,797,530,096) equity shares of Rs 5 each	19,987	18,988
Treasury shares		
2,374,698 (March 31, 2013- 3,937,055) equity shares of Rs 5 each	(342)	(674)

a) Preferential Allotment

During the year ended March 31, 2014, the Company has issued 199,870,006 equity shares to M/s. Three Pillars Pte. Ltd (belonging to non-promoter category), an affiliate of Qatar Foundation Endowment, constituting 5% of the post issue share capital of the Company, through preferential allotment at a price of Rs. 340 per share aggregating to Rs. 67,956 Mn. The proceeds of the preferential allotment were utilised towards the repayment of equivalent debt in accordance with the objective of the preferential allotment.

b) Treasury Shares

	(Shares in Thousands)		(Rupees Millions)	
	As of March 31, 2014	As of March 31, 2013	As of March 31, 2014	As of March 31, 2013
Opening balance	3,937	2,457	674	282
Purchased during the year	-	2,945		762
Issued during the year	(1,562)	(1,465)	(332)	(370)
Closing balance	2,375	3,937	342	674

(ii) Other components of equity

a) Share-based payment transactions

The share-based payment transactions reserve comprise the value of equity-settled share-based payment transactions provided to employees including key management personnel, as part of their remuneration. The carrying value of the reserve as of March 31, 2014 and March 31, 2013 is Rs. 4,985 Mn and Rs. 5,280 Mn respectively.



b) Reserves arising on transactions with equity owners of the Group or Reserve arising on dilution and liability for purchase of non-controlling interests.

The transactions with non-controlling interests are accounted for as transactions with equity owners of the Group. Gains or losses on transactions with holders of non-controlling interests which does not result in the change of control are recorded in equity. Further liability for purchase of non-controlling interests is recognised against equity. The carrying value of the reserve as of March 31, 2014 and March 31, 2013 is Rs. 29,084 Mn and Rs. 41,668 Mn, respectively (refer note 7).

(iii) Dividends paid and proposed

	(Rupees Millions)	
	Year ended March 31, 2014	Year ended March 31, 2013
Declared and paid during the year:		
Final dividend for 2012-13 : Re 1 per share of Rs 5 each	4,439	-
Dividend on treasury shares (including dividend distribution tax of Rs. 645 Mn)	4	-
Final dividend for 2011-12 : Re 1 per share of Rs 5 each	-	4,412
Dividend on treasury shares (including dividend distribution tax of Rs. 616 Mn)	-	2
Proposed for approval at the annual general meeting (not recognised as a liability):		
Final dividend for 2013-14 : Rs 1.80 per share (2012-13: Re 1 per share) of Rs 5 each	7,195	3,798
Dividend distribution tax	1,223	645
	8,418	4,443

(iv) Foreign currency translation reserve

Foreign currency translation reserve represents exchange differences arising from the translation of the financial statements of foreign subsidiaries.



32. Trade and other payables

	(Rupees Millions)
	As of
	As of
	March 31, 2014
	March 31, 2013
Trade creditors	105,763
Equipment supply payables	61,584
Dues to employees	4,521
Accrued expenses	96,820
Interest accrued but not due	6,071
Due to related parties	797
Others	8,425
	283,981
	259,902

"Others" include non-interest bearing advance received from customers and international operators. Further, "Others" as of March 31, 2013 also includes advance from a joint venture.

Trade creditors and accrued expenses include provision of Rs. 48,682 Mn as of March 31, 2014 and Rs. 39,674 Mn as of March 31, 2013 towards sub judice matters.

(This space has been intentionally left blank)



33. Fair Value of financial assets and liabilities

Set out below is a comparison by class of the carrying amounts and fair value of the Group's financial instruments that are recognised in the financial statements.

Financial Assets	Carrying Amount		Fair Value	
	As of March 31, 2014	As of March 31, 2013	As of March 31, 2014	As of March 31, 2013
(Rupees Millions)				
Assets carried at fair value through profit or loss				
Derivatives - not designated as hedging instruments				
- Currency swaps, forward and option contracts	100	76	100	76
- Interest rate swaps	277	49	277	49
- Embedded derivatives	3,203	4,538	3,203	4,538
Held for trading securities - quoted	89,457	64,760	89,457	64,760
Designated at fair value through profit or loss - quoted	9,148	-	9,148	-
Assets carried at amortised cost				
Fixed deposits with banks	5,304	2,579	5,304	2,579
Cash and bank balances	44,505	14,285	44,505	14,285
Trade and other receivables	62,441	67,824	62,441	67,824
Other financial assets	25,457	20,625	25,126	19,851
	239,892	174,736	239,561	173,962
Financial Liabilities				
Liabilities carried at fair value through profit or loss				
Derivatives - not designated as hedging instruments				
- Currency swaps, forward and option contracts	861	40	861	40
- Interest rate swaps	230	298	230	298
- Embedded derivatives	727	774	727	774
Derivatives - designated as hedging instruments				
- Interest rate swaps	3,592	-	3,592	-
Liabilities carried at amortised cost				
Borrowings- Floating rate	529,680	578,551	529,680	578,551
Borrowings- Fixed rate	229,278	88,812	231,797	88,753
Trade & other payables	283,981	259,902	283,981	259,902
Other financial liabilities	27,464	23,204	27,395	23,237
	1,075,813	951,581	1,078,263	951,555

Fair Values

The Group maintains policies and procedures to value financial assets or financial liabilities using the best and most relevant data available. In addition, the Group internally reviews valuation, including independent price validation for certain instruments. Further, in other instances, the Group retains independent pricing vendors to assist in corroborating the valuation of certain instruments.

The fair value of the financial assets and liabilities are included at the amount that would be received to sell an asset or paid to transfer a liability in an orderly transaction between market participants at the measurement date.



The following methods and assumptions were used to estimate the fair values:

- i. Cash and short-term deposits, trade receivables, trade payables, and other current financial assets and liabilities approximate their carrying amounts largely due to the short-term maturities of these instruments.
- ii. Long-term fixed-rate and variable-rate receivables / borrowings are evaluated by the Group based on parameters such as interest rates, specific country risk factors, credit risk and other risk characteristics. Based on this evaluation, allowances are taken to account for the expected losses of these receivables. As of March 31, 2014, the carrying amounts of such receivables, net of allowances, are not materially different from their calculated fair values.
- iii. Fair value of quoted mutual funds is based on price quotations at the reporting date. Fair value of quoted non – convertible bonds is based on the quoted market prices. The fair value of unquoted instruments, loans from banks and other financial liabilities, obligations under finance leases as well as other non-current financial liabilities is estimated by discounting future cash flows using rates currently available for debt on similar terms, credit risk and remaining maturities.
- iv. The fair values of derivatives are estimated by using pricing models, where the inputs to those models are based on readily observable market parameters. The valuation models used by the Group reflect the contractual terms of the derivatives, including the period to maturity, and market-based parameters such as interest rates, foreign exchange rates, and volatility. These models do not contain a high level of subjectivity as the valuation techniques used do not require significant judgement, and inputs thereto are readily observable from actively quoted market prices.

Market practice in pricing derivatives initially assumes all counterparties have the same credit quality. Credit valuation adjustments are necessary when the market parameter (for example, a benchmark curve) used to value derivatives is not indicative of the credit quality of the Group or its counterparties. The Group manages derivative counterparty credit risk by considering the current exposure, which is the replacement cost of contracts on the measurement date, as well as estimating the maximum potential value of the contracts over their remaining lives, considering such factors as maturity date and the volatility of the underlying or reference index. The Group mitigates derivative credit risk by transacting with highly rated counterparties. Management has evaluated the credit and non-performance risks associated with its derivative counterparties and believe them to be insignificant and not warranting a credit adjustment.



Fair value hierarchy

The following table provides the fair value measurement hierarchy of Group's asset and liabilities, grouped into Level 1 to Level 3 as described below:

Level 1: quoted (unadjusted) prices in active markets for identical assets or liabilities

Level 2: other techniques for which all inputs which have a significant effect on the recorded fair value are observable, either directly or indirectly

Level 3: techniques which use inputs which have a significant effect on the recorded fair value that are not based on observable market data.

Derivative assets and liabilities included in Level 2 primarily represent interest rate swaps, cross-currency swaps, foreign currency forward and option contracts and embedded derivatives.

(This space has been intentionally left blank)

Bharti Airtel Limited
Notes to consolidated financial statements



Assets / Liabilities measured at fair value

	(Rupees Millions)		
	As of March 31, 2014		
	Level 1	Level 2	Level 3
Financial assets			
Derivatives - not designated as hedging instruments			
- Currency swaps, forward and option contracts	-	100	-
- Interest rate swaps	-	277	-
- Embedded derivatives	-	189	3,014
Held for trading securities - quoted	89,457	-	-
Designated at fair value through profit or loss - quoted	9,148	-	-
Financial liabilities			
Derivatives - not designated as hedging instruments			
- Currency swaps, forward and option contracts	-	861	-
- Interest rate swaps	-	230	-
- Embedded derivatives	-	710	17
Derivatives - designated as hedging instruments			
- Interest rate swaps	-	3,592	-

	(Rupees Millions)		
	As of March 31, 2013		
	Level 1	Level 2	Level 3
Financial assets			
Derivatives - not designated as hedging instruments			
- Currency swaps, forward and option contracts	-	76	-
- Interest rate swaps	-	49	-
- Embedded derivatives	-	850	3,688
Held for trading securities - quoted	64,760	-	-
Financial liabilities			
Derivatives - not designated as hedging instruments			
- Currency swaps, forward and option contracts	-	40	-
- Interest rate swaps	-	298	-
- Embedded derivatives	-	669	105

Assets / Liabilities for which fair value is disclosed*

	(Rupees Millions)		
	As at March 31, 2014		
	Level 1	Level 2	Level 3
Financial assets			
Other financial assets	-	25,126	-
Financial liabilities			
Borrowings- Fixed rate	-	231,797	-
Other financial liabilities	-	27,395	-

* Information as of March 31, 2013 is not required as per IFRS 13.

During the year ended March 31, 2014, there were no transfers between Level 1 and Level 2 fair value measurements, and no transfers into and out of Level 3 fair value measurements.



Following table describes the valuation techniques used, key inputs to valuation and quantitative information about significant unobservable inputs for fair value measurements categorised within level 2 and 3 of the fair value hierarchy as of March 31, 2014:

a) Assets / Liabilities measured at fair value

	Fair value hierarchy	Valuation technique	Inputs used	Quantitative information about significant unobservable inputs
Financial assets				
Derivatives - not designated as hedging instruments				
- Currency swaps, forward and option contracts	Level 2	Market valuation techniques	Forward foreign currency exchange rates	-
- Interest rate swaps	Level 2	Market valuation techniques	Prevailing/forward interest rates in market Future interest payouts	-
- Embedded derivatives	Level 3	Discounted Cash Flow	Expected future payouts to vendor, Forward foreign currency exchange rates, Interest rates to discount future cash flow	Expected future payouts to vendor ranging from USD 31 Mn to 49 Mn per quarter
- Embedded derivatives (others)	Level 2	Discounted Cash Flow	Amount payable in future, Forward foreign currency exchange rates, Interest rates to discount future cash flow	-
Financial liabilities				
Derivatives - not designated as hedging instruments				
- Currency swaps, forward and option contracts	Level 2	Market valuation techniques	Forward foreign currency exchange rates	-
- Interest rate swaps	Level 2	Market valuation techniques	Prevailing/forward interest rates in market Future interest payouts	-
- Embedded derivatives	Level 3	Discounted Cash Flow	Expected future payouts to vendor, Forward foreign currency exchange rates, Interest rates to discount future cash flow	Expected future payouts to vendor approximately USD 1 Mn per quarter
- Embedded derivatives (others)	Level 2	Discounted Cash Flow	Amount payable in future, Forward foreign currency exchange rates, Interest rates to discount future cash flow	-
Derivatives - designated as hedging instruments				
- Interest rate swaps	Level 2	Discounted Cash Flow	Prevailing/forward interest rates in market Future interest payouts	-

b) Assets / Liabilities for which fair value is disclosed

	Fair value hierarchy	Valuation technique	Inputs used
Financial assets			
Other financial assets	Level 2	Discounted Cash Flow	Prevailing interest rates to discount future cash flows
Financial liabilities			
Borrowings- Fixed rate	Level 2	Discounted Cash Flow	Prevailing interest rates in market, Future payouts
Other financial liabilities	Level 2	Discounted Cash Flow	Prevailing interest rates to discount future cash flows

Reconciliation of fair value measurements categorised within level 3 of the fair value hierarchy – Financial assets / (liabilities) (net)

	(Rupees Millions)		
	For the year ended March 31, 2014	For the year ended March 31, 2013	
Opening balance	3,583	3,204	
Gains recognised in consolidated income statement*	512	1,027	Recognised in Net Gain / (losses) on derivative financial instruments
Settlements	(1,098)	(648)	
Closing balance	2,997	3,583	

* Out of these Gains, gain of Rs. 716 Mn and Rs. 810 Mn relates to assets/liabilities held at the end of March 31, 2014 and March 31, 2013 respectively.

Valuation process used for fair value measurements categorised within level 3 of the fair value hierarchy

The Group has entered into technology outsourcing contract under which payouts are linked to revenue during the contract period. The portion of the payout payable at spot rate of foreign currency, results in an embedded derivative. The significant inputs to the valuation model of these embedded derivatives are future revenue projections and USD/INR forward rates over the contract period. The revenue projections, being based on the rolling ten year financial plan approved by management, constitute a significant unobservable input to the valuation, thereby resulting in the embedded derivative being classified as Level 3 in the fair value hierarchy.

The Group engages external, independent and qualified valuers to determine the fair value of the Group's embedded derivative categorised within level 3. The value of embedded derivative is the differential of the present value of future payouts on the reporting date, over that determined based on the forward rates prevailing at the inception of the contract. The present value is calculated using a discounted cash flow model.



Narrative description of sensitivity of fair value changes to changes in unobservable inputs

The fair value of embedded derivative is directly proportional to the expected future payouts to vendor (considered for the purpose of valuation of the embedded derivative). If future payouts to vendor were to increase/decrease by 5% with all the other variables held constant, the fair value of embedded derivative would increase/decrease by 5%.

(This space has been intentionally left blank)



(1) Outstanding balances at period end are unsecured and settlement occurs in cash. There have been no guarantees provided or received for any related party receivables or payables. The Group has not recorded any impairment of receivables relating to amounts owed by related parties. This assessment is taken each year through examining the financial position of the related party and the market in which the related party operates.

(2) In addition to the above, Rs. 198 Mn and Rs. 106 Mn donation has been given to Bharti Foundation during the year ended March 31, 2014 and March 31, 2013, respectively.

Purchase of assets – includes primarily purchase of bandwidth, computer software, telephone instruments and network equipments.

Expenses incurred by/for the Group – include expenses of general and administrative nature.

Sale of services – includes primarily billing for broadband, international long distance services, mobile, access and roaming services.

Purchase of services – includes primarily billing for broadband, international long distance services, management service charges, billing for tower infrastructure services and maintenance charges towards network equipments.

Remuneration to key management personnel were as follows:

	(Rupees Millions)	
	Year ended March 31, 2014	Year ended March 31, 2013
Short-Term employee benefits	376	399
Post-Employment benefits		-
Defined contribution plan	14	25
Defined benefit plan*	-	-
Other long-term benefits*	-	-
Share-based payment**	25	-
	415	424

*As the liabilities for defined benefit plan i.e. gratuity and other long term benefits i.e. compensated absences are provided on actuarial basis for the Company as a whole, the amounts pertaining to key management personal are not included above.

**It represents expense recognised in the income statement for options granted during the year ended March 31, 2014. Uptill March 31, 2013, the fair value of the options granted was disclosed in the respective year of grant.



35. Lease disclosure

Operating Lease

As lessee, the Group's obligations arising from non-cancellable lease are mainly related to lease arrangements for passive infrastructure and real estate. These leases have various extension options and escalation clause. As per the agreements maximum obligation on long-term non-cancellable operating leases are as follows:

The future minimum lease payments obligations, **as lessee** are as follows:-

Particulars	(Rupees Millions)	
	As of March 31, 2014	As of March 31, 2013
Obligations on non-cancellable leases :		
Not later than one year	48,404	47,227
Later than one year but not later than five years	184,885	108,739
Later than five years	79,508	93,672
Total	312,797	249,638
Lease Rentals (Excluding Lease Equalisation Adjustment of Rs. 2,241 Mn and Rs.1,490 Mn for the year ended March 31, 2014 and March 31, 2013)	51,131	44,897

The future minimum lease payments obligation disclosed above include the below future minimum lease payments obligations payable to joint ventures, which mainly pertain to amounts payable under the Master Services Agreement entered by the Parent and its subsidiaries, with Indus Towers Limited, a joint venture of the Group.

Particulars	(Rupees Millions)	
	As of March 31, 2014	As of March 31, 2013
Obligations to joint venture on non-cancellable leases :		
Not later than one year	33,594	31,560
Later than one year but not later than five years	136,179	52,980
Later than five years	27,231	27,518
Total	197,004	112,058

The escalation clause includes escalation ranging from 0 to 25%, includes option of renewal from 1 to 15 years and there are no restrictions imposed by lease arrangements.



As lessor, the Group's receivables arising from non-cancellable lease are mainly related to lease arrangements for passive infrastructure.

The future minimum lease payments receivable, **as lessor** are as follows:-

Particulars	(Rupees Millions)	
	As of March 31, 2014	As of March 31, 2013
Receivables on non-cancellable leases :		
Not later than one year	13,569	13,998
Later than one year but not later than five years	55,500	47,413
Later than five years	25,642	27,979
Total	94,711	89,390

Finance Lease – As a Lessee

(i) Finance lease obligation of the Group as of March 31, 2014 is as follows:-

Particulars	Future minimum lease payments	Interest	(Rupees Millions)
			Present value
Not later than one year	538	60	478
Later than one year but not later than five years	1,006	245	761
Later than five years	-	-	-
Total	1,544	305	1,239

(ii) Finance lease obligation of the Group as of March 31, 2013 is as follows:

Particulars	Future minimum lease payments	Interest	(Rupees Millions)
			Present value
Not later than one year	476	51	425
Later than one year but not later than five years	1,368	385	983
Later than five years	-	-	-
Total	1,844	436	1,408



36. Commitments and contingencies

(i) Commitments

a. Capital commitments

	(Rupees Millions)	
	As of March 31, 2014	As of March 31, 2013
Contracts placed for future capital expenditure not provided for in the financial statements	239,146 *	118,886

* refer note 39 (d)

The above includes Rs. 46,576 Mn as of March 31, 2014 (Rs. 61,607 Mn as of March 31, 2013), pertaining to certain outsourcing agreements, under which the vendor supplies assets as well as services to the Group. The amount represents total minimum commitment over the unexpired period of the contracts (upto seven years from the reporting date), since it is not possible for the Group to determine the extent of assets and services to be provided over the unexpired period of the contract. However, the actual charges/ payments may exceed the above mentioned minimum commitment based on the terms of the agreements.

In addition to above, the Group's share of joint ventures and associates capital commitments is Rs. 1,395 Mn and Rs. 491 Mn as of March 31, 2014 and March 31, 2013, respectively.

b. Guarantees

	(Rupees Millions)	
	As of March 31, 2014	As of March 31, 2013
Financial bank guarantees* #	65,167	35,053
Guarantees to third parties	3,005	2,719

* The Company has issued corporate guarantees of Rs. 2,741 Mn and Rs. 2,756 Mn as of March 31, 2014 and March 31, 2013 respectively, to banks and financial institutions for issuing bank guarantees on behalf of the Group companies at no cost to the latter.

Includes certain financial bank guarantees which have been given for subjudice matters and in compliance with licensing conditions, the amount with respect to these have been disclosed under capital commitments, contingencies and financial liabilities, as applicable, in compliance with the applicable accounting standards.



(ii) Contingencies

	(Rupees Millions)	
	As of March 31, 2014	As of March 31, 2013
(i) Taxes, Duties and Other demands (under adjudication / appeal / dispute)		
-Sales Tax and Service Tax	22,332	15,632
-Income Tax	20,704	18,751
-Customs Duty	6,053	5,509
-Entry Tax	5,999	5,499
-Stamp Duty	629	618
-Municipal Taxes	1,132	1,301
-DoT demands *	2,656	2,468
-Other miscellaneous demands	1,533	1,991
(ii) Claims under legal cases including arbitration matters		
-Access Charges / Port Charges	6,194	4,918
-Others	6,432	3,648
Total	73,664	60,335

*in addition, refer note f(vi), f(vii) and f(viii) below for other DOT matters not included above.

In addition to above, the Group's share of joint ventures contingent liabilities is Rs. 10,933 Mn and Rs. 1,836 Mn as of March 31, 2014 and March 31, 2013, respectively.

The above mentioned contingent liabilities represent disputes with various government authorities in the respective jurisdiction where the operations are based and it is not possible for the Group to predict the timing of final outcome of these contingent liabilities. Currently, the Group has operations in India, South Asia region and Africa region.

Based on the Company's evaluation, it believes that it is not probable that the claim will materialise for below cases and therefore, no provision has been recognised.

a) Sales and Service Tax

The claims for sales tax as of March 31, 2014 and as of March 31, 2013 comprised of cases relating to the appropriateness of declarations made by the Company under relevant sales tax legislation which was primarily procedural in nature and the applicable sales tax on disposals of certain property and equipment items. Pending final decisions, the Company has deposited amounts with statutory authorities for certain cases.



Further, in the State of J&K, the Company has disputed the levy of General Sales Tax on its telecom services and towards which the Company has received a stay from the Hon'ble J&K High Court. The demands received to date have been disclosed under contingent liabilities.

The service tax demands as of March 31, 2014 and March 31, 2013 relate to cenvat claimed on tower and related material, levy of service tax on SIM cards, cenvat credit disallowed for procedural lapses and inadmissibility of credit, disallowance of cenvat credit used in excess of 20% limit and service tax demand on employee talk time.

b) Income Tax demand

Income tax demands under appeal mainly included the appeals filed by the Group before various appellate authorities against the disallowance by income tax authorities of certain expenses being claimed, non-deduction of tax at source with respect to dealers/distributor's margin and non-deduction of tax on payments to international operators for access charges, etc.

c) Access charges (Interconnect Usage Charges)/Port charges

Interconnect charges are based on the Interconnect Usage Charges (IUC) agreements between the operators although the IUC rates are governed by the IUC guidelines issued by TRAI. BSNL has raised a demand requiring the Company to pay the interconnect charges at the rates contrary to the regulations issued by TRAI. The Company filed a petition against that demand with the Telecom Disputes Settlement and Appellate Tribunal (TDSAT) which passed a status quo order, stating that only the admitted amounts based on the regulations would need to be paid by the Company. The final order was also passed in our favour. BSNL has challenged the same in Hon'ble Supreme Court. However, no stay has been granted.

In another proceeding with respect to Distance Based Carriage Charges, the Hon'ble TDSAT in its order dated May 21, 2010, allowed BSNL appeal praying to recover distance based carriage charges. On filing of appeal by the Telecom Operators, Hon'ble Supreme Court asked the Telecom Operators to furnish details of distance-based carriage charges owed by them to BSNL. Further, in a subsequent hearing held on August 30, 2010, Hon'ble Supreme Court sought the quantum of amount in dispute from all the operators as well as BSNL and directed both BSNL and Private telecom operators to furnish Call Data Records (CDRs) to TRAI. The CDRs have been furnished to TRAI.



In another issue with respect to Port Charges, in 2001, TRAI had prescribed slab based rate of port charges payable by private operators which were subsequently reduced in the year 2007 by TRAI. On BSNL's appeal, TDSAT passed its judgement in favour of BSNL, and held that the pre-2007 rates shall be applicable prospectively from 29th May 2010. The rates were further revised downwards by TRAI in 2012. On BSNL's appeal, TDSAT declined to stay the revised Regulation.

Further, the Hon'ble Supreme Court vide its judgement dated December 6, 2013, passed in another matter, held that TRAI is empowered to issue regulations on any matter under Section 11(1)(b) of TRAI Act and the same cannot be challenged before TDSAT. Accordingly, all matters raised before TDSAT, wherein TDSAT had interfered in Appeal and passed judgements, do not have any significance. However, parties can file Writ Petitions before High Court challenging such regulations.

The Company believes that the above said judgement has further strengthened the position of the Company on many issues with respect to Regulations which had been in its favour and impugned before TDSAT.

d) Customs Duty

The custom authorities, in some states, demanded Rs. 6,053 Mn as of March 31, 2014 (Rs. 5,509 Mn as of March 31, 2013) for the imports of special software on the ground that this would form part of the hardware along with which the same has been imported. The view of the Company is that such imports should not be subject to any custom duty as it would be operating software exempt from any custom duty. In response to the application filed by the Company, the Hon'ble CESTAT has passed an order in favour of the custom authorities. The Company has filed an appeal with Hon'ble Supreme Court against the CESTAT order.

e) Entry Tax

In certain states, an entry tax is levied on receipt of material from outside the state. This position has been challenged by the Company in the respective states, on the grounds that the specific entry tax is ultra vires the Constitution. Classification issues have also been raised, whereby, in view of the Company, the material proposed to be taxed is not covered under the specific category. The amount under dispute as of March 31, 2014 is Rs. 5,999 Mn (Rs. 5,499 Mn as of March 31, 2013).



f) DoT Demands

- i. The Company has not been able to meet its roll out obligations fully due to certain non-controllable factors like Telecommunication Engineering Center testing, Standing Advisory Committee of Radio Frequency Allocations clearance, non availability of spectrum, etc. The Company has received show cause notices from DoT for 14 of its circles for non-fulfillment of its roll out obligations and these have been replied to. DoT has reviewed and revised the criteria and there has been no further development on this matter since then.
- ii. DoT demands include demands raised for contentious matters relating to computation of license fees and spectrum charges.
- iii. DoT demands include alleged short payment of license fee for FY06-07 and FY07-08 due to difference of interpretation of Adjusted Gross Revenue (AGR) between Group and DoT and interest thereon, against which the Group has obtained stay from appropriate Hon'ble High Courts and TDSAT.
- iv. DoT demands also include the contentious matters in respect of subscriber verification norms and regulations including validity of certain documents allowed as Proof of Address / Identity in mobility circles.
- v. DOT demands also include penalty for alleged failure to meet the procedural requirement for submission of EMF radiation self-certification.

The above stated matters are being contested by the Company and the Company, based on legal advice, believes that it has complied with all license related regulations as and when prescribed and does not expect any loss relating to these matters.

In addition to the amounts disclosed in the table above, the contingent liability on DOT matters includes the following:

- vi. Post the Hon'ble Supreme Court Judgement on October 11, 2011 on components of Adjusted Gross Revenue for computation of license fee, based on the legal advice, the Company believes that the realised and unrealised foreign exchange gain should not be included in Adjusted Gross Revenue (AGR) for computation of license fee thereon. Accordingly, the license fee on such foreign exchange gain has not been provided in these financial statements. Also, due to ambiguity of interpretation of 'foreign exchange differences', the license fee impact on such exchange differences is not quantifiable



and has not been included in the table above. Further, as per the Order dated June 18, 2012 of the Kerala High Court, stay has been obtained, wherein the licensee can continue making the payment as was being done throughout the period of license on telecom activities.

- vii. On January 8, 2013, DoT issued a demand on the Company and one of its subsidiaries for Rs. 52,013 Mn towards levy of one time spectrum charge. The demand includes a retrospective charge of Rs. 9,090 Mn for holding GSM Spectrum beyond 6.2 Mhz for the period from July 1, 2008 to December 31, 2012 and also a prospective charge of Rs. 42,923 Mn for GSM spectrum held beyond 4.4 Mhz for the period from January 1, 2013, till the expiry of the initial terms of the respective licenses.

In the opinion of the Company, inter-alia, the above demand amounts to alteration of financial terms of the licenses issued in the past. Based on a petition filed by the Company, the Hon'ble High Court of Bombay, vide its order dated January 28, 2013, has directed the DoT to respond and not to take any coercive action until the next date of hearing. The DoT has filed its reply and the next date of hearing has been fixed for June 30, 2014.

- viii. Based on the scope of Service under UAS License, the Company has been providing 3G service under a commercial arrangement, i.e., " 3G Intra Circle Roaming ('3G ICR') Agreements with other operators", where the Company has not been allocated 3G spectrum.

The Department of Telecommunications ('DoT') issued notice to the Company dated December 23, 2011 along with other Telecom Operators to stop provision of services under 3G Intra Circle Roaming Agreements where it has not won 3G Spectrum, which was challenged by the Company in TDSAT wherein stay was granted against the said order by TDSAT. TDSAT on July 3, 2012 gave a split verdict on the legality of telecom operators providing 3G services under 3G ICR arrangements.

DoT vide its order dated March 15, 2013 directed the Company to stop providing 3G services in these 7 circles (under 3G ICR arrangements) and also levied a financial penalty of Rs. 3,500 Mn. The same was challenged by the Company before Hon'ble Delhi High Court which granted a stay vide its order dated March 18, 2013. Subsequently, one of the operators (not being a party to the litigation) approached the Division Bench of Delhi High Court and, allowing its appeal, the Division Bench vacated the stay. The Company filed a Special Leave Petition (SLP) before the Hon'ble Supreme Court, challenging the order of the Division Bench. The Hon'ble Supreme Court, vide its interim order dated April 11, 2013, restrained DoT from taking any coercive action and also directed the Company not to extend the facilities to any new customer on the basis of the 3G ICR arrangements in the meantime .



Both the writ petition as well as the appeal against interim order before the Hon'ble Supreme Court were disposed with liberty to the Company to approach TDSAT.

On October 3, 2013, the Company filed the petition before TDSAT which was heard by TDSAT and vide judgment dated April 29, 2014, TDSAT held 3G ICR to be a competent service and quashed the penalty of Rs. 3,500 Mn levied by DoT on the Company.

g) Airtel Networks Limited – Ownership

Airtel Networks Limited ("Airtel Networks") (formerly known as Celtel Nigeria Limited) was incorporated on December 21, 2000 as Econet Wireless Nigeria Limited and is a subsidiary of Bharti Airtel Nigeria BV (BANBV) (formerly, Celtel Nigeria BV), which in turn, is an indirect subsidiary of Bharti Airtel International (Netherlands) BV, a subsidiary of Bharti Airtel Limited.

Airtel Networks and/or BANBV are defendants in cases filed by Econet Wireless Limited (EWL) where EWL is claiming, amongst others, a breach of its alleged pre-emption rights against erstwhile and current shareholders.

Under the transaction to acquire 65% controlling stake in Airtel Networks Limited in 2006, the erstwhile selling shareholders were obliged under the pre-emption right provision contained in the shareholders' agreement dated April 30, 2002 (the "Shareholders Agreement") to first offer the shares to each other before offering the shares to a third party. The sellers waived the pre-emption rights amongst themselves and the shares were offered to EWL despite the fact that EWL's status as a shareholder itself was in dispute. However, the offer to EWL lapsed since EWL did not meet its payment obligations to pay for the shares within the 30 days deadline as specified in the shareholders' agreement and the shares were acquired by Celtel Nigeria BV (now, Bharti Airtel Nigeria BV) in 2006. EWL has inter alia commenced arbitral proceedings in Nigeria contesting the acquisition. BANBV, which is the current owner of approximately 79.059% (increased from 65.7% to 79.059% in March, 2013) of the equity in Airtel Networks Limited has been defending these cases and the arbitration since it was commenced.

On December 22, 2011, the Tribunal in the Arbitration commenced by EWL issued a Partial Final Award stating, amongst others, that the Shareholders Agreement had been breached by the erstwhile shareholders and, accordingly, the acquisition was null and void. However, the Tribunal has rejected EWL's claim for reversal of the 2006 transaction. Instead, the Tribunal ordered a damages hearing.



On February 3, 2012, BANBV filed an application before the Lagos State High Court to set aside the Partial Final Award. In addition, BANBV filed an application for an injunction to restrain the parties to the Arbitration from further convening the arbitration for the purposes of considering the quantum of damages that could be awarded to EWL until the conclusion of the matter to set aside the Partial Final Award. The application to set aside the Partial Final Award was heard by the Lagos State High Court on June 4, 2012 and by a Judgment delivered on October 4, 2012, the Lagos State High Court dismissed BANBV's application to set aside the Partial Final Award against which, BANBV lodged an appeal at the Court of Appeal in Lagos, Nigeria. The appeal was dismissed by the Court of Appeal on February 14, 2014. BANBV not satisfied with the judgment of the Court of Appeal, Lagos, on March 27, 2014 has filed its appeal application with the Supreme Court of Nigeria.

Without prejudice to the application by BANBV before the Nigerian courts to set aside the Partial Final Award, the Tribunal has taken steps in relation to the damages hearing in the Arbitration and EWL has filed its damages claim in this regard and BANBV filed its Defence on April 19, 2013. The damages claim was heard by the Tribunal during October 2013 and the parties submitted their closing arguments on December 20, 2013 and the parties are awaiting the Tribunal's Final Award. Based on legal advice received by the Company, it believes it has a high probability of winning the case and consequently will not be liable to pay EWL anything by way of damages or equitable compensation. In the unlikely event, the Tribunal makes a Final Award against the Company, the Company, believes that any such award will not have a material adverse effect on its financial position, results of operations or cash flows as in its view, the indemnities in the share sale agreement with the Zain group in 2010 adequately protect it from any material adverse effect on its consolidated financial position.

In addition, Airtel Networks Limited is a defendant in an action where EWL is claiming entitlement to 5% of the issued share capital of Airtel Networks Limited. This case was commenced by EWL in 2004 (prior to the Vee Networks Limited acquisition in 2006). The Court at first instance on 24 January 2012 held that EWL should be reinstated as a 5% shareholder in Airtel Networks Limited. Despite the fact that the 5% shares claimed by EWL had been set aside in escrow since 2006 and therefore will not impact the present ownership of BANBV on a fully diluted basis in Airtel Networks Limited, the company believed that there were good grounds to appeal the first instance judgment and accordingly filed a Notice of Appeal and made applications before the Federal High Court for a stay of execution of judgment pending appeal and a motion for injunction. These applications were heard on March 13, 2012 and on 7 May 2012, the High Court held that the company had failed to make out a case for the Court to exercise its discretion in its favour of granting the application and accordingly refused it.



Immediately, a similar application for injunction and stay of execution were filed at the Court of Appeal, Kaduna on May 7, 2012. After several adjournments, the substantive appeal was heard on October 3, 2013 and on November 1, 2013 the Court of Appeal dismissed the appeal. A similar application for injunction and stay of execution were filed before the highest appellate Court in Nigeria, being the Supreme Court of Nigeria which is pending for hearing on May 6, 2014.

37. Earnings per share

The following is a reconciliation of the equity shares used in the computation of basic and diluted earnings per equity share:

	(Shares in millions)	
	Year ended March 31, 2014	Year ended March 31, 2013
Weighted average shares outstanding- Basic	3,952	3,794
Effect of dilutive securities on account of ESOP	3	2
Weighted average shares outstanding- diluted	3,955	3,796

Net profit available to equity holders of the Parent used in the basic and diluted earnings per share was determined as follows:

	(Rupees Millions)	
	Year ended March 31, 2014	Year ended March 31, 2013
Net profit available to equity holders of the Parent	27,727	22,757
Effect on account of ESOP on profits for the year	-	-
Net profit available for computing diluted earnings per share	27,727	22,757
Basic Earnings per Share	7.02	6.00
Diluted Earnings per Share	7.01	6.00

The number of shares used in computing basic EPS is the weighted average number of shares outstanding during the year. The diluted EPS is calculated on the same basis as basic EPS, after adjusting for the effects of potential dilutive equity shares unless the impact is anti-dilutive.

38. Financial risk management objectives and policies

The Group's principal financial liabilities, other than derivatives, comprise borrowings, trade and other payables, and financial guarantee contracts. The main purpose of these financial liabilities is to manage finances for the Group's operations. The Group has loan and other receivables, trade and other receivables, and cash and short-term deposits that arise directly from its operations. The Group also enters into derivative transactions.

The Group is exposed to market risk, credit risk and liquidity risk.

The Group's senior management oversees the management of these risks. The senior professionals working to manage the financial risks and the appropriate financial risk governance frame work for the Group are accountable to the Board Audit Committee. This process provides assurance to the Group's senior management that the Group's financial risk-taking activities are governed by appropriate policies and procedures and that financial risks are identified, measured and managed in accordance with Group policies and Group risk appetite. All derivative activities for risk management purposes are carried out by specialist teams that have the appropriate skills, experience and supervision. It is the Group's policy that no trading in derivatives for speculative purposes shall be undertaken.

The Board of Directors reviews and agrees policies for managing each of these risks which are summarised below:-

- **Market risk**

Market risk is the risk that the fair value or future cash flows of a financial instrument will fluctuate because of changes in market prices. Market prices comprise three types of risk: currency rate risk, interest rate risk and other price risks, such as equity risk. Financial instruments affected by market risk include loans and borrowings, deposits, investments, and derivative financial instruments.

The sensitivity analysis have been prepared on the basis that the amount of net debt, the ratio of fixed to floating interest rates of the debt and derivatives and the proportion of financial instruments in foreign currencies are all constant.

The analysis excludes the impact of movements in market variables on the carrying value of post-employment benefit obligations, provisions and on the non-financial assets and liabilities.



The sensitivity of the relevant income statement item is the effect of the assumed changes in the respective market risks. This is based on the financial assets and financial liabilities held as of March 31, 2014 and March 31, 2013.

The Group's activities expose it to a variety of financial risks, including the effects of changes in foreign currency exchange rates and interest rates. The Group uses derivative financial instruments such as foreign exchange contracts and interest rate swaps to manage its exposures to foreign exchange fluctuations and interest rate.

- **Foreign currency risk**

Foreign currency risk is the risk that the fair value or future cash flows of a financial instrument will fluctuate because of changes in foreign exchange rates. The Group transacts business in local currency and in foreign currency, primarily U.S. dollars. The Group has obtained foreign currency loans and has foreign currency trade payables and receivables and is therefore, exposed to foreign exchange risk. The Group may use foreign exchange option contracts, swap contracts or forward contracts towards hedging risk resulting from changes and fluctuations in foreign currency exchange rate. These foreign exchange contracts, carried at fair value, may have varying maturities varying depending upon the primary host contract requirement and risk management strategy of the company.

The Group manages its foreign currency risk by hedging appropriate percentage of its foreign currency exposure, as approved by Board as per established risk management policy.

Foreign currency sensitivity

The following table demonstrates the sensitivity in the USD, Euro, and other currencies to the functional currency of the respective entity, with all other variables held constant. The impact on the Group's profit before tax is due to changes in the fair value of monetary assets and liabilities including foreign currency derivatives. The impact on Group's equity is due to change in the fair value of intra-group monetary items that form part of net investment in foreign operation.



		(Rupees Millions)	
	Change in currency exchange rate	Effect on profit before tax	Effect on equity (OCI)
For the year ended March 31, 2014			
US Dollars	+5%	(8,495)	(2,305)
	-5%	8,495	2,305
Euro	+5%	(5,507)	-
	-5%	5,507	-
CHF	+5%	(1,190)	-
	-5%	1,190	-
Others	+5%	(6)	-
	-5%	6	-
For the year ended March 31, 2013			
US Dollars	+5%	(6,870)	(2,093)
	-5%	6,870	2,093
Euro	+5%	(215)	-
	-5%	215	-

- Interest rate risk**

Interest rate risk is the risk that the fair value or future cash flows of a financial instrument will fluctuate because of changes in market interest rates. The Group's exposure to the risk of changes in market interest rates relates primarily to the Group's debt interest obligations. Further, the Group engages in financing activities at market linked rates, any changes in the interest rates environment may impact future rates of borrowing. To manage this, the Group may enter into interest rate swaps and options, whereby it agrees with other parties to exchange, at specified intervals the difference between the fixed contract rate interest amounts and the floating rate interest amounts calculated by reference to the agreed notional principal amounts. The management also maintains a portfolio mix of floating and fixed rate debt. As of March 31, 2014, after taking into account the effect of interest rate swaps, approximately 12.20% of the Group's borrowings are at a fixed rate of interest (March 31, 2013: 5.18%).

Interest rate sensitivity of borrowings

With all other variables held constant, the following table demonstrates the sensitivity to a reasonably possible change in interest rates on floating rate portion of loans and borrowings after considering the impact of interest rate swaps.



Interest rate sensitivity	Increase / decrease in basis points	(Rupees Millions) Effect on profit before tax
For the year ended March 31, 2014		
INR - borrowings	+100	(649)
	-100	649
US Dollar -borrowings	+100	(4,338)
	-100	4,338
Nigerian Naira - borrowings	+100	(705)
	-100	705
Euro - borrowings	+100	(995)
	-100	995
Other Currency -borrowings	+100	(55)
	-100	55
For the year ended March 31, 2013		
INR - borrowings	+100	(930)
	-100	930
US Dollar -borrowings	+100	(4,770)
	-100	4,770
Nigerian Naira - borrowings	+100	(582)
	-100	582
Other Currency -borrowings	+100	(75)
	-100	75

The assumed movement in basis points for interest rate sensitivity analysis is based on the currently observable market environment.

- **Price risk**

The Group invests its surplus funds in various debt instruments and debt mutual funds. These comprise of mainly liquid schemes of mutual funds (liquid investments) and higher duration short term debt funds and income funds (duration investments).



These are susceptible to market price risk, mainly arising from changes in the interest rates or market yields which may impact the return and value of such investments. Due to the very short tenor of the underlying portfolio of the liquid investments, these do not pose any significant price risk.

On the investment balance as on 31st March 2014, an increase/decrease of 25 basis points in market yields (parallel shift of the yield curves), will result in decrease/increase in the marked to market value of the investments by Rs. 770 Mn. The adverse marked to market movement on these schemes is notional and gets recouped through the fixed coupon accruals on the underlying portfolio since some of the asset management companies have adopted the strategy of holding the underlying securities to maturity to ensure stability of actual realized returns without realizing any adverse marked to market movement on the underlying asset. Accordingly, in case the Group continues to hold such investments having negative marked to market value, the overall realized yield over the entire tenor of the investment will turn out to be positive.

- **Credit risk**

Credit risk is the risk that a counter party will not meet its obligations under a financial instrument or customer contract, leading to a financial loss. The Group is exposed to credit risk from its operating activities (primarily trade receivables) and from its financing activities, including deposits with banks, mutual funds and financial institutions, foreign exchange transactions and other financial instruments.

1) Trade receivables

Customer credit risk is managed by each business unit subject to the Group's established policy, procedures and control relating to customer credit risk management. Trade receivables are non-interest bearing and are generally on 14 days to 30 days credit term except in case of balances due from trade receivables in Airtel Business Segment which are generally on 7 days to 90 days credit terms. Credit limits are established for all customers based on internal rating criteria. Outstanding customer receivables are regularly monitored. The Group has no concentration of credit risk as the customer base is widely distributed both economically and geographically. The ageing analysis of trade receivables as of the reporting date is as follows:

	Neither past due nor impaired (including unbilled)	Past due but not impaired				Total
		Less Than 30 days	30 to 60 days	60 to 90 days	Above 90 days	
Trade Receivables as of March 31, 2014	24,990	14,771	6,400	4,465	7,146	57,772
Trade Receivables as of March 31, 2013	25,789	14,330	6,008	2,821	11,389	60,337

The requirement for impairment is analysed at each reporting date. Refer note 21 for details on the impairment of trade receivables.



2) Financial instruments and cash deposits

Credit risk from balances with banks and financial institutions is managed by Group's treasury in accordance with the Board approved policy. Investments of surplus funds are made only with approved counterparties who meet the minimum threshold requirements under the counterparty risk assessment process. The Group monitors ratings, credit spreads and financial strength of its counter parties. Based on its on-going assessment of counterparty risk, the Group adjusts its exposure to various counterparties. The Group's maximum exposure to credit risk for the components of the statement of financial position as of March 31, 2014 and March 31, 2013 is the carrying amounts as disclosed in Note 33 except for financial guarantees. The Group's maximum exposure for financial guarantees is given in Note 36.

- **Liquidity risk**

Liquidity risk is the risk that the Group may not be able to meet its present and future cash and collateral obligations without incurring unacceptable losses. The Group's objective is to, at all times maintain optimum levels of liquidity to meet its cash and collateral requirements. The Group closely monitors its liquidity position and deploys a robust cash management system. It maintains adequate sources of financing including bilateral loans, debt, and overdraft from both domestic and international banks at an optimised cost. It also enjoys strong access to domestic and international capital markets across debt, equity and hybrids.

(This space has been intentionally left blank)



The table below summarises the maturity profile of the Group's financial liabilities based on contractual undiscounted payments:-

(Rupees Millions)

As of March 31, 2014							
Carrying amount	On Demand	Less than 6 months	6 to 12 months	1 to 2 years	> 2 years	Total	
Interest bearing borrowings*#	765,029	10,233	134,919	100,009	147,134	486,045	878,340
Financial derivatives	5,410	-	919	178	543	3,770	5,410
Other liabilities	27,464	-	-	-	3,627	24,637	28,264
Trade and other payables#	277,910	-	277,372	538	-	-	277,910
	1,075,813	10,233	413,210	100,725	151,304	514,452	1,189,924

As of March 31, 2013							
Carrying amount	On Demand	Less than 6 months	6 to 12 months	1 to 2 years	> 2 years	Total	
Interest bearing borrowings*#	672,432	11,370	61,526	63,688	198,540	447,460	782,584
Financial derivatives	1,112	-	89	130	246	647	1,112
Other liabilities	23,204	-	-	-	2,376	21,828	24,204
Trade and other payables#	254,833	-	249,777	5,056	-	-	254,833
	951,581	11,370	311,392	68,874	201,162	469,935	1,062,733

* Includes contractual interest payment based on interest rate prevailing at the end of the reporting period after adjustment for the impact of interest rate swaps, over the tenor of the borrowings.

Interest accrued but not due of Rs. 6,071 Mn and Rs. 5,069 Mn as of March 31, 2014 and March 31, 2013, respectively, has been included in interest bearing borrowings and excluded from trade and other payables.

The derivative financial instruments disclosed in the above table represent fair values of the instrument. However, those amounts may be settled gross or net.

- **Capital management**

Capital includes equity attributable to the equity holders of the Parent. The primary objective of the Group's capital management is to ensure that it maintains an efficient capital structure and healthy capital ratios in order to support its business and maximise shareholder value.



The Group manages its capital structure and makes adjustments to it, in light of changes in economic conditions or its business requirements. To maintain or adjust the capital structure, the Group may adjust the dividend payment to shareholders, return capital to shareholders or issue new shares.

No changes were made in the objectives, policies or processes during the year ended March 31, 2014 and March 31, 2013.

The Group monitors capital using a gearing ratio, which is net debt divided by total capital plus net debt. Net debt is calculated as loans and borrowings less cash and cash equivalents.

	As of March 31, 2014	(Rupees Millions) As of March 31, 2013
Loans & Borrowings	758,958	667,363
Less: Cash and Cash Equivalents	49,808	16,078
Net Debt	709,150	651,285
Equity	597,560	503,217
Total Capital	597,560	503,217
Capital and Net Debt	1,306,710	1,154,502
Gearing Ratio	54.3%	56.4%

39. New Companies/developments

- a. On June 4, 2013, Bharti Infratel Services Limited had been incorporated as a wholly owned subsidiary of Bharti Infratel Limited (a subsidiary of the Company).
- b. On July 2, 2013, Nxtra Data Limited had been incorporated as a wholly owned subsidiary of the Company. Pursuant to the approval of the shareholders through Postal Ballot on September 30, 2013, the Company had transferred the Data Center and Managed Services undertaking to Nxtra Data Limited w.e.f January 1, 2014.
- c. On August 9, 2013, Airtel Mobile Commerce (Seychelles) Limited had been incorporated as a wholly owned subsidiary of Airtel Mobile Commerce B.V. (an indirect subsidiary of the Company).



- d. During the year ended March 31, 2014, the Group has won the auction for 115 MHz spectrum in 15 service areas in the auction conducted by the Government of India. The Group has opted for the deferred payment option in 13 service areas and has paid an advance of Rs. 53,304 Mn with the balance amount of Rs. 129,129 Mn payable in 10 equal installments after a moratorium of two years. Pending the allocation of spectrum by the Government of India, the balance amount has been disclosed under capital commitments (refer note 36). For the other 2 service areas, the entire amount of Rs. 1,953 Mn has been paid as an advance.

40. Companies in the Group, Joint Ventures and Associates

The Group conducts its business through Bharti Airtel and its directly and indirectly held subsidiaries, joint ventures and associates. Information about the composition of the Group is as follows:-

S. No.	Principal Activity	Principal place of operation / country of incorporation	Number of wholly-owned subsidiaries	
			As of March 31, 2014	As of March 31, 2013
1	Telecommunication services	Africa	10	9
2	Telecommunication services	India	3	1
3	Telecommunication services	South Asia	2	1
4	Telecommunication services	Other	7	7
5	Mobile commerce services	Africa	17	16
6	Mobile commerce services	India	1	1
7	Infrastructure Services	Africa	10	13
8	Infrastructure Services	South Asia	2	2
9	Investment Company	Africa	3	3
10	Investment Company	Netherlands	27	27
11	Investment Company	Mauritius	6	6
12	Investment Company	Other	2	2
13	Direct to Home Services	Africa	5	10
14	Submarine Cable System	Mauritius	1	1
15	Holding, Finance Services and Management Services	Netherlands	1	1
16	Other	India	1	1
			98	101



S. No.	Principal Activity	Principal place of operation / country of incorporation	Number of Non-wholly-owned subsidiaries	
			As of March 31, 2014	As of March 31, 2013
1	Telecommunication services	Africa	8	8
2	Telecommunication services	India	1	1
3	Telecommunication services	South Asia	-	1
4	Infrastructure Services	India	2	2
5	Infrastructure Services	Africa	7	4
6	Direct to Home Services	India	1	1
			19	17

(This space has been intentionally left blank)

Bharti Airtel Limited
Notes to consolidated financial statements



Information of Group's directly and indirectly held subsidiaries, joint ventures and associates is as follows:

S.no	Name of subsidiary	Principal place of operation / country of incorporation	Principal activities	Percentage of ownership interest and voting power (direct / indirect) - effective shareholding held by the Group	
				As of March 31, 2014 %	As of March 31, 2013 %
1	Airtel Bangladesh Limited	Bangladesh	Telecommunication services	100	70
2	Airtel M Commerce Services Limited	India	Mobile commerce services	100	100
3	Bangladesh Infratel Networks Limited	Bangladesh	Passive infrastructure Services	100	100
4	Bharti Airtel (Canada) Limited#	Canada	Telecommunication services	100	100
5	Bharti Airtel (France) SAS	France	Telecommunication services	100	100
6	Bharti Airtel (Hongkong) Limited	Hongkong	Telecommunication services	100	100
7	Bharti Airtel (Japan) Kabushiki Kaisha	Japan	Telecommunication services	100	100
8	Bharti Airtel Services Limited	India	Administrative support to Group companies and trading activities	100	100
9	Bharti Airtel (UK) Limited	United Kingdom	Telecommunication services	100	100
10	Bharti Airtel (USA) Limited	United States of America	Telecommunication services	100	100
11	Bharti Airtel Holdings (Singapore) Pte Ltd	Singapore	Investment Company	100	100
12	Bharti Airtel International (Mauritius) Limited	Mauritius	Investment Company	100	100
13	Bharti Airtel International (Netherlands) B.V.	Netherlands	Holding, Finance Services and Management Services	100	100
14	Bharti Airtel Lanka (Private) Limited	Sri Lanka	Telecommunication services	100	100
15	Bharti Hexacom Limited	India	Telecommunication services	70	70
16	Bharti Infratel Lanka (Private) Limited	Sri Lanka	Passive infrastructure Services	100	100
17	Bharti Infratel Limited ("BIL")	India	Passive infrastructure Services	79.39	79.42
18	Bharti Infratel Ventures Limited ("BIVL") (subsidiary upto June 10, 2013)** (Refer note 7(e))	India	Passive infrastructure Services	-	79.42
19	Bharti Infratel Services Limited (subsidiary w.e.f. June 4, 2013)**	India	Passive infrastructure Services	79.39	-
20	Bharti International (Singapore) Pte. Ltd	Singapore	Telecommunication services	100	100
21	Bharti Telemedia Limited	India	Direct To Home services	95	95
22	Network I2i Limited	Mauritius	Submarine Cable System	100	100
23	Telesonic Networks Limited	India	Network Services	100	100
24	Airtel Broadband Services Private Limited (formerly known as Wireless Business Services Private Limited)*	India	Telecommunication services	100	-
25	Wireless Broadband Business Services (Delhi) Private Limited*®	India	Telecommunication services	-	-
26	Wireless Broadband Business Services (Kerala) Private Limited*®	India	Telecommunication services	-	-
27	Wireless Broadband Business Services (Haryana) Private Limited*®	India	Telecommunication services	-	-
28	Nxta Data Limited (subsidiary w.e.f. July 2, 2013)	India	Data Center and Managed Services	100	-
29	Africa Towers N.V.	Netherlands	Investment Company	100	100
30	Africa Towers Services Limited	Kenya	Infrastructure sharing services	100	100
31	Airtel Ghana Limited^	Ghana	Telecommunication services	75	75
32	Airtel (Seychelles) Limited	Seychelles	Telecommunication services	100	100
33	Airtel (SL) Limited	Sierra Leone	Telecommunication services	100	100
34	Airtel Burkina Faso S.A.	Burkina Faso	Telecommunication services	100	100

Bharti Airtel Limited
Notes to consolidated financial statements



S.no	Name of subsidiary	Principal place of operation / country of incorporation	Principal activities	Percentage of ownership interest and voting power (direct / indirect) - effective shareholding held by the Group	
				As of March 31, 2014 %	As of March 31, 2013 %
35	Airtel Congo S.A.	Congo Brazzavile	Telecommunication services	90	90
36	Airtel DTH Services (SL) Limited#	Sierra Leone	Direct To Home services	100	100
37	Airtel DTH Services Burkina Faso S.A.##	Burkina Faso	Direct To Home services	-	100
38	Airtel DTH Services Congo (RDC) S.p.r.l.#	Democratic Republic of Congo	Direct To Home services	100	100
39	Airtel DTH Services Congo S.A.##	Congo Brazzavile	Direct To Home services	-	100
40	Airtel DTH Services Gabon S.A.##	Gabon	Direct To Home services	-	100
41	Airtel DTH Services Ghana Limited##	Ghana	Direct To Home services	-	100
42	Airtel DTH Services Nigeria Limited	Nigeria	Direct To Home services	100	100
43	Airtel DTH Services Tanzania Limited#	Tanzania	Direct To Home services	100	100
44	Airtel DTH Services Uganda Limited##	Uganda	Direct To Home services	-	100
45	Airtel Gabon S.A.	Gabon	Telecommunication services	90	90
46	Airtel Madagascar S.A.	Madagascar	Telecommunication services	100	100
47	Airtel Malawi Limited	Malawi	Telecommunication services	100	100
48	Airtel Mobile Commerce (SL) Limited	Sierra Leone	Mobile commerce services	100	100
49	Airtel Mobile Commerce B.V.	Netherlands	Investment Company	100	100
50	Airtel Mobile Commerce Burkina Faso S.A.	Burkina Faso	Mobile commerce services	100	100
51	Airtel Mobile Commerce (Ghana) Limited	Ghana	Mobile commerce services	100	100
52	Airtel Mobile Commerce Holdings B.V.	Netherlands	Investment Company	100	100
53	Airtel Mobile Commerce (Kenya) Limited	Kenya	Mobile commerce services	100	100
54	Airtel Mobile Commerce Limited	Malawi	Mobile commerce services	100	100
55	Airtel Mobile Commerce Madagascar S.A.	Madagascar	Mobile commerce services	100	100
56	Airtel Mobile Commerce Rwanda Limited	Rwanda	Mobile commerce services	100	100
57	Airtel Mobile Commerce (Seychelles) Limited (subsidiary w.e.f. August 9, 2013)	Seychelles	Mobile commerce services	100	-
58	Airtel Mobile Commerce (Tanzania) Limited	Tanzania	Mobile commerce services	100	100
59	Airtel Mobile Commerce Tchad S.a.r.l.	Chad	Mobile commerce services	100	100
60	Airtel Mobile Commerce Uganda Limited	Uganda	Mobile commerce services	100	100
61	Airtel Mobile Commerce Zambia Limited (formerly known as ZMP Ltd.)	Zambia	Mobile commerce services	100	100
62	Airtel Money (RDC) S.p.r.l.	Democratic Republic of Congo	Mobile commerce services	100	100
63	Airtel Money Niger S.A.	Niger	Mobile commerce services	100	100
64	Airtel Money S.A. (Gabon)	Gabon	Mobile commerce services	100	100
65	Airtel Networks Kenya Limited^	Kenya	Telecommunication services	100	100
66	Airtel Networks Limited	Nigeria	Telecommunication services	79.059	79.059

Bharti Airtel Limited
Notes to consolidated financial statements



S.no	Name of subsidiary	Principal place of operation / country of incorporation	Principal activities	Percentage of ownership interest and voting power (direct / indirect) - effective shareholding held by the Group	
				As of March 31, 2014 %	As of March 31, 2013 %
67	Airtel Networks Zambia Plc (formerly known as Celtel Zambia Plc)	Zambia	Telecommunication services	96.36	96.36
68	Airtel Rwanda Limited	Rwanda	Telecommunication services	100	100
69	Airtel Tanzania Limited	Tanzania	Telecommunication services	60	60
70	Airtel Tchad S.A.	Chad	Telecommunication services	100	100
71	Airtel Towers (Ghana) Limited	Ghana	Infrastructure sharing services	75	75
72	Airtel Towers (SL) Company Limited	Sierra Leone	Infrastructure sharing services	100	100
73	Airtel Uganda Limited^	Uganda	Telecommunication services	100	100
74	Bharti Airtel Acquisition Holdings B.V.	Netherlands	Investment Company	100	100
75	Bharti Airtel Africa B.V.	Netherlands	Investment Company	100	100
76	Bharti Airtel Burkina Faso Holdings B.V.	Netherlands	Investment Company	100	100
77	Bharti Airtel Cameroon B.V.	Netherlands	Investment Company	100	100
78	Bharti Airtel Chad Holdings B.V.	Netherlands	Investment Company	100	100
79	Bharti Airtel Congo Holdings B.V.	Netherlands	Investment Company	100	100
80	Bharti Airtel Developers Forum Limited	Zambia	Investment Company	100	100
81	Bharti Airtel DTH Holdings B.V.	Netherlands	Investment Company	100	100
82	Bharti Airtel Gabon Holdings B.V.	Netherlands	Investment Company	100	100
83	Bharti Airtel Ghana Holdings B.V.	Netherlands	Investment Company	100	100
84	Bharti Airtel Kenya B.V.	Netherlands	Investment Company	100	100
85	Bharti Airtel Kenya Holdings B.V.	Netherlands	Investment Company	100	100
86	Bharti Airtel Madagascar Holdings B.V.	Netherlands	Investment Company	100	100
87	Bharti Airtel Malawi Holdings B.V.	Netherlands	Investment Company	100	100
88	Bharti Airtel Mali Holdings B.V.	Netherlands	Investment Company	100	100
89	Bharti Airtel Niger Holdings B.V.	Netherlands	Investment Company	100	100
90	Bharti Airtel Nigeria B.V.	Netherlands	Investment Company	100	100
91	Bharti Airtel Nigeria Holdings B.V.#	Netherlands	Investment Company	100	100
92	Bharti Airtel Nigeria Holdings II B.V.	Netherlands	Investment Company	100	100
93	Bharti Airtel RDC Holdings B.V.	Netherlands	Investment Company	100	100
94	Bharti Airtel Services B.V.	Netherlands	Investment Company	100	100
95	Bharti Airtel Sierra Leone Holdings B.V.	Netherlands	Investment Company	100	100
96	Bharti Airtel Tanzania B.V.	Netherlands	Investment Company	100	100

Bharti Airtel Limited
Notes to consolidated financial statements



S.no	Name of subsidiary	Principal place of operation / country of incorporation	Principal activities	Percentage of ownership interest and voting power (direct / indirect) - effective shareholding held by the Group	
				As of March 31, 2014 %	As of March 31, 2013 %
97	Bharti Airtel Uganda Holdings B.V.	Netherlands	Investment Company	100	100
98	Bharti Airtel Zambia Holdings B.V.	Netherlands	Investment Company	100	100
99	Bharti DTH Services Zambia Limited#	Zambia	Direct To Home services	100	100
100	Burkina Faso Towers S.A.	Burkina Faso	Infrastructure sharing services	100	100
101	Celtel (Mauritius) Holdings Limited	Mauritius	Investment Company	100	100
102	Celtel Congo (RDC) S.a.r.l.	Democratic Republic of Congo	Telecommunication services	98.5	98.5
103	Celtel Niger S.A.	Niger	Telecommunication services	90	90
104	Channel Sea Management Company (Mauritius) Limited	Mauritius	Investment Company	100	100
105	Congo RDC Towers S.p.r.l.	Democratic Republic of Congo	Infrastructure sharing services	100	100
106	Congo Towers S.A.	Congo Brazzaville	Infrastructure sharing services	90	90
107	Gabon Towers S.A.	Gabon	Infrastructure sharing services	90	100
108	Indian Ocean Telecom Limited	Jersey	Investment Company	100	100
109	Kenya Towers Limited	Kenya	Infrastructure sharing services	100	100
110	Madagascar Towers S.A.	Madagascar	Infrastructure sharing services	100	100
111	Malawi Towers Limited	Malawi	Infrastructure sharing services	100	100
112	Mobile Commerce Congo S.A.	Congo Brazzaville	Mobile commerce services	100	100
113	Montana International	Mauritius	Investment Company	100	100
114	MSI-Celtel Nigeria Limited#	Nigeria	Investment Company	100	100
115	Niger Towers S.A.	Niger	Infrastructure sharing services	90	90
116	Partnership Investments S.p.r.l.	Democratic Republic of Congo	Investment Company	100	100
117	Rwanda Towers Limited	Rwanda	Infrastructure sharing services	100	100
118	Société Malgache de Téléphone Cellulaire S.A.	Mauritius	Investment Company	100	100
119	Tanzania Towers Limited	Tanzania	Infrastructure sharing services	60	100
120	Tchad Towers S.A.	Chad	Infrastructure sharing services	100	100
121	Towers Support Nigeria Limited	Nigeria	Infrastructure sharing services	79.06	100
122	Uganda Towers Limited	Uganda	Infrastructure sharing services	100	100
123	Warid Congo S.A. (Subsidiary w.e.f. March 12, 2014)	Congo Brazzaville	Telecommunication services	100	-
124	Zambian Towers Limited	Zambia	Infrastructure sharing services	96.40	96.40
125	Zap Trust Company Nigeria Limited	Nigeria	Mobile commerce services	100	100
126	Zebrano (Mauritius) Limited	Mauritius	Investment Company	100	100

Under Liquidation. Airtel DTH Services Tanzania Limited liquidated on 3rd April 2014.

Dissolved during the year ended March 31, 2014

Bharti Airtel Limited
Notes to consolidated financial statements



S.no	Name of associates	Principal place of operation / country of incorporation	Principal activities	Percentage of ownership interest and voting power (direct / indirect) - effective shareholding held by the Group	
				As of March 31, 2014 %	As of March 31, 2013 %
1	Bharti Teleports Limited	India	Uplinking channels for broadcasters	49	49
2	Tanzania Telecommunications Company Limited	Tanzania	Telecommunication services	35	35
3	Seychelles Cable Systems Company Limited	Seychelles	Submarine Cable System	26	26

S.no	Name of joint ventures	Principal place of operation / country of incorporation	Principal activities	Percentage of ownership interest and voting power (direct / indirect) - effective shareholding held by the Group	
				As of March 31, 2014 %	As of March 31, 2013 %
1	Indus Towers Limited **	India	Passive infrastructure services	33.35	33.36
2	Bridge Mobile Pte Limited	Singapore	Provision of regional mobile services	10	10
3	Forum I Aviation Ltd	India	Aircraft chartering services	16.67	14.28
4	Airtel Broadband Services Private Limited (formerly known as Wireless Business Services Private Limited)*	India	Telecommunication services	-	49
5	Wireless Broadband Business Services (Delhi) Private Limited* [@]	India	Telecommunication services	-	49
6	Wireless Broadband Business Services (Kerala) Private Limited* [@]	India	Telecommunication services	-	49
7	Wireless Broadband Business Services (Haryana) Private Limited* [@]	India	Telecommunication services	-	49

* Became subsidiary w.e.f June 25, 2013

[@] Merged w.e.f. August 5, 2013 with Airtel Broadband Services Private Limited (formerly known as Wireless Business Services Private Limited)

** Bharti Infratel Limited ("BIL"), in which the Group has 79.39% equity interest (79.42% as of March 31, 2013), owns 100% of Bharti Infratel Services Limited and 42% of Indus Towers Limited (100% of Bharti Infratel Ventures Limited and 42% of Indus Towers Limited as of March 31, 2013).

[^] The Group also holds 100% preference shareholding in these companies. The preference shares does not have any voting rights.

(This space has been intentionally left blank)



41. Other significant matters

- a) The Company has completed an independent evaluation for all international and domestic transactions for the year ended March 31, 2013 and has reviewed the same for the year ended March 31, 2014 to determine whether the transactions with associated enterprises are undertaken at "arm's length price". Based on the internal and external transfer pricing review and validation, the Company believes that all transactions with associated enterprises are undertaken on the basis of arm's length principle.
- b) The Company (M/s J T Mobiles Limited subsequently merged with the Company) was awarded license by DoT to operate cellular services in the state of Punjab in December 1995. On April 18, 1996, the Company obtained the permission from DoT to operate the Punjab license through its wholly owned subsidiary, Evergrowth Telecom Limited (ETL). In December 1996, DoT raised argument that the permission dated April 18, 1996 has not become effective and cancelled the permission to operate, which was subsequently reinstated on March 10, 1998 (the period from April 18, 1996 to March 10, 1998 has been hereinafter referred to as 'blackout period'). On July 15, 1999, license was terminated due to alleged non-payment of license fees, liquidated damages and related penal interest relating to blackout period.

In September 2001, in response to the demand raised by DoT, the Company had paid Rs. 4,856 Mn to DoT under protest subject to resolution of the dispute through arbitration. Consequently, the license was restored and an arbitrator was appointed for settlement of the dispute. Arbitrator awarded an unfavourable order, which was challenged by the Company before Hon'ble Delhi High Court.

On September 14, 2012, Hon'ble Delhi High court passed an order setting aside the award passed by the arbitrator. DoT in the meanwhile has preferred an Appeal, including condonation of delay in filing of appeal, which is presently pending before the Division Bench of the Delhi High Court. The Appeal of DoT on the issue of condonation of delay was allowed on July 16, 2013. The next date of hearing is fixed for May 9, 2014. However, the Company on October 30, 2013 has filed the writ Petition for recovery of LF in Delhi HC, notice issued by HC and listed for July 26, 2014.

Further to the development during the year ended March 31, 2014, the Company is in the process of evaluating legal course of action for recovery of the amount paid under protest together with interest thereon. Pending such evaluation and thereby initiation of recovery process, the Company, based on independent legal opinion, has not given any accounting treatment for the impact of the judgement in the financial statements for the year ended March 31, 2014.



- 42** Previous year's figures in the notes to consolidated financial statements have been reclassified / restated, wherever required to conform to the current year's presentation/classification. These are not material and do not affect the previously reported net profit or shareholders' equity.

Consolidated Financial Statement with Auditor's Report

Independent Auditor's Report

To the Board of Directors of Bharti Airtel Limited

We have audited the accompanying consolidated financial statements ('financial statements') of Bharti Airtel Limited ('the Company') and its subsidiaries (together referred to as 'the Group') as at March 31, 2013, comprising of the consolidated statement of financial position as at March 31, 2013 and the related consolidated income statement and consolidated statement of comprehensive income, consolidated statement of changes in equity and consolidated statement of cash flows for the year then ended, and a summary of significant accounting policies and other explanatory notes.

Management's Responsibility for the Financial Statements

Management is responsible for the preparation of these consolidated financial statements in accordance with the requirements of International Financial Reporting Standards. This responsibility includes the design, implementation and maintenance of internal control relevant to the preparation of the financial statements that are free from material misstatement, whether due to fraud or error.

Auditor's Responsibility

Our responsibility is to express an opinion on these financial statements based on our audit. We conducted our audit in accordance with the Standards on Auditing issued by the Institute of Chartered Accountants of India. Those standards require that we comply with ethical requirements and plan and perform the audit to obtain reasonable assurance about whether the financial statements are free from material misstatement.

An audit involves performing procedures to obtain audit evidence about the amounts and disclosures in the financial statements. The procedures selected depend on the auditor's judgment, including the assessment of the risks of material misstatement(s) of the financial statements, whether due to fraud or error. In making those risk assessments, the auditor considers internal control relevant to the Company's preparation and fair presentation of the consolidated financial statements in order to design audit procedures that are appropriate in the circumstances but not for the purpose of expressing an opinion on the effectiveness of the entity's internal control. An audit also includes evaluating the appropriateness of accounting policies used and the reasonableness of the accounting estimates made by management, as well as evaluating the overall presentation of the financial statements. We believe that the audit evidence we have obtained is sufficient and appropriate to provide a basis for our audit opinion.

Opinion

In our opinion and to the best of our information and according to the explanations given to us and based on the consideration of the report of the other auditors on the financial statements of the joint venture and consideration of unaudited financial statements of certain other joint venture entities of the Company as noted below, these financial statements present fairly, in all material respects, the financial position of the Group as at March 31, 2013, and its financial performance and cash flows for the year then ended in accordance with International Financial Reporting Standards.

Emphasis of Matter

We draw attention to Note 35(ii)(f)(vi) to the consolidated financial statements which describe the uncertainties related to the legal outcome of Department of Telecommunications' demand with respect to One Time Spectrum Charge. Our opinion is not qualified in respect of this matter.

Other Matters

We did not audit the financial statements of a joint venture, included herein with the Company's share of total assets of ₹ 67,745 million as at March 31, 2013, total revenue (including recovery of power and fuel charges) of ₹ 55,425 million for

the year then ended, on the basis of amounts reflected in the audited financial statements of the joint venture and before elimination of inter-company transactions between the Company and the joint venture on consolidation. These financial statements and other financial information have been audited by other auditors whose report has been furnished to us by the management, and our opinion is based solely on the report of other auditors. Our opinion is not qualified in respect of this matter.

We have relied on the unaudited financial statements of certain other joint venture entities, included herein with the Company's share of total assets of ₹ 37,454 million as at March 31, 2013, total revenue of ₹ Nil for the year then ended. These unaudited financial statements as certified by the management of these joint ventures have been furnished to us by the management and our opinion in so far as it relates to the affairs of such joint ventures is based solely on such unaudited financial statements.

For S. R. Batliboi & Associates LLP
Chartered Accountants
ICAI Firm Registration No: 101049W

per Nilangshu Katriar
Partner
Membership No: 58814

Place: New Delhi
Date: May 2, 2013

Consolidated Income Statement

<u>Particulars</u>	<u>Notes</u>	<u>Year ended March 31, 2013</u>	<u>Year ended March 31, 2012</u>
		(₹ Millions, except per share data)	
Revenue	6	803,112	714,508
Other operating income		478	550
Operating expenses	8	<u>(554,886)</u>	<u>(477,935)</u>
		248,704	237,123
Depreciation and amortization	9	<u>(154,964)</u>	<u>(133,681)</u>
Profit from operating activities		93,740	103,442
Share of results of associates	15	<u>(76)</u>	<u>(74)</u>
Profit before finance income, finance costs and tax		93,664	103,368
Finance income	10	5,633	2,643
Finance costs	10	<u>(49,477)</u>	<u>(40,828)</u>
Profit before tax		49,820	65,183
Income tax expense	11	<u>(27,151)</u>	<u>(22,602)</u>
Net profit for the year		<u>22,669</u>	<u>42,581</u>
attributable to:			
Equity holders of the Parent		22,757	42,594
Non-controlling interests		<u>(88)</u>	<u>(13)</u>
Net profit		<u>22,669</u>	<u>42,581</u>
Earnings per share (in ₹)	36		
Basic, profit attributable to equity holders of the Parent		6.00	11.22
Diluted, profit attributable to equity holders of the Parent		6.00	11.22

The accompanying notes form an integral part of these consolidated financial statements.

Consolidated Statement of Comprehensive Income

<u>Particulars</u>	<u>Year ended March 31, 2013</u>	<u>Year ended March 31, 2012</u>
	(₹ Millions)	
Net profit for the year	22,669	42,581
Other comprehensive income		
Exchange differences on translation of foreign operations	(25,669)	(20,410)
Income tax effect	—	—
Other comprehensive income/(loss) for the year, net of tax	(25,669)	(20,410)
Total comprehensive income/(loss) for the year, net of tax	(3,000)	22,171
attributable to:		
Equity holders of the Parent	(3,788)	22,550
Non-controlling interests	788	(379)
Total comprehensive income	(3,000)	22,171

The accompanying notes form an integral part of these consolidated financial statements.

For S. R. Batliboi & Associates LLP
Chartered Accountants
ICAI Firm Registration No: 101049W

For and on behalf of the Board of Directors of Bharti Airtel Limited

per Nilangshu Katriar
Partner
Membership No: 58814

Sunil Bharti Mittal
Chairman

Manoj Kohli
Managing Director & CEO
(International)

Gopal Vittal
Joint Managing Director
& CEO (India)

Place: New Delhi
Date: May 2, 2013

Mukesh Bhavnani
Group General Counsel
& Company Secretary

Srikanth Balachandran
Global Chief
Financial Officer

Consolidated Statement of Financial Position

Particulars	Notes	As of	As of
		March 31, 2013	March 31, 2012
(₹ Millions)			
Assets			
Non-current Assets			
Property, plant and equipment	12	688,430	674,932
Intangible assets	13	680,808	660,889
Investment in associates	15	242	223
Derivative financial assets	16	3,566	2,756
Other financial assets	17	16,999	16,887
Other non-financial assets	18	21,038	15,568
Deferred tax asset	11	59,245	51,277
		<u>1,470,328</u>	<u>1,422,532</u>
Current Assets			
Inventories	19	1,109	1,308
Trade and other receivables	20	66,430	63,735
Derivative financial assets	16	1,097	2,137
Prepayments and other assets	21	33,134	32,621
Income tax recoverable		12,040	9,049
Short-term investments	22	67,451	18,132
Other financial assets	23	4,348	802
Cash and cash equivalents	24	17,295	20,300
		<u>202,904</u>	<u>148,084</u>
Total Assets		<u><u>1,673,232</u></u>	<u><u>1,570,616</u></u>
Equity and Liabilities			
Equity			
Issued capital	30	18,988	18,988
Treasury shares	30	(674)	(282)
Share premium		56,499	56,499
Retained earnings		414,027	395,682
Foreign currency translation reserve		(32,571)	(6,026)
Other components of equity	30	46,948	41,252
Equity attributable to equity holders of the Parent		<u>503,217</u>	<u>506,113</u>
Non-controlling interests		40,886	27,695
Total Equity		<u>544,103</u>	<u>533,808</u>
Non-current Liabilities			
Borrowings	25	615,485	497,154
Deferred revenue		9,696	2,892
Provisions	26	10,548	7,240
Derivative financial liabilities	16	893	401
Deferred tax liability	11	15,873	11,621
Other financial liabilities	27	22,748	23,076
Other non-financial liabilities	28	3,465	5,551
		<u>678,708</u>	<u>547,935</u>
Current Liabilities			
Borrowings	25	114,123	193,078
Deferred revenue		39,560	43,282
Provisions	26	1,835	1,290
Other non-financial liabilities	28	13,922	10,811
Derivative financial liabilities	16	219	166
Income tax liabilities		7,628	7,596
Trade & other payables	31	273,134	232,650
		<u>450,421</u>	<u>488,873</u>
Total Liabilities		<u>1,129,129</u>	<u>1,036,808</u>
Total Equity and Liabilities		<u><u>1,673,232</u></u>	<u><u>1,570,616</u></u>

The accompanying notes form an integral part of these consolidated financial statements.

For S. R. Batliboi & Associates LLP
Chartered Accountants
ICAI Firm Registration No: 101049W

For and on behalf of the Board of Directors of Bharti Airtel Limited

per Nilangshu Katriar
Partner
Membership No: 58814

Sunil Bharti Mittal
Chairman

Manoj Kohli
Managing Director & CEO
(International)

Gopal Vittal
Joint Managing Director
& CEO (India)

Place: New Delhi
Date: May 2, 2013

Mukesh Bhavnani
Group General Counsel
& Company Secretary

Srikanth Balachandran
Global Chief
Financial Officer

Consolidated Statement of Changes in Equity

Particulars	Attributable to equity holders of the Parent								
	No of shares (in '000) (Note 30)	Share capital (Note 30)	Treasury shares (Note 30)	Share premium (Note 30)	Retained earnings (Note 30)	Foreign currency translation reserve (Note 30)	Other components of equity (Note 30)	Non-controlling interests	Total equity
As of April 1, 2011	3,797,531	18,988	(268)	56,499	357,446	14,018	40,985	28,563	516,231
Net income/(loss) for the year	—	—	—	—	42,594	—	—	(13)	42,581
Other comprehensive income/(loss)	—	—	—	—	—	(20,044)	—	(366)	(20,410)
Total Comprehensive Income/(Loss)	—	—	—	—	42,594	(20,044)	—	(379)	22,171
Share based compensation	—	—	—	—	—	—	884	40	924
Reclassification to provision for payment of share options (Refer note 30)	—	—	—	—	—	—	(121)	(20)	(141)
Transferred from debenture redemption reserve	—	—	—	—	32	—	(32)	—	—
Transferred from revaluation reserve	—	—	—	—	21	—	(21)	—	—
Purchase of treasury shares from market	—	—	(544)	—	—	—	(343)	—	(544)
Receipt on exercise of share options	—	—	530	—	—	—	(100)	—	187
Transaction with non-controlling interests (Refer note 7)	—	—	—	—	—	—	—	100	—
Change in non-controlling interests arising on a business combination (primarily on account of acquisition referred in note 7)	—	—	—	—	(4,411)	—	—	(715)	(715)
Dividend paid to Company's shareholders (Refer note 30)	—	—	—	—	—	—	—	—	(4,411)
Dividend paid to non-controlling interests	—	—	—	—	—	—	—	(157)	(157)
Others (Refer note 7)	—	—	—	—	—	—	—	263	263
As of March 31, 2012	3,797,531	18,988	(282)	56,499	395,682	(6,026)	41,252	27,695	533,808
Net income/(loss) for the year	—	—	—	—	22,757	—	—	(88)	22,669
Other comprehensive income/(loss)	—	—	—	—	—	(26,545)	—	876	(25,669)
Total Comprehensive Income/(Loss)	—	—	—	—	22,757	(26,545)	—	788	(3,000)
Share based compensation	—	—	—	—	—	—	389	14	403
Reclassification to provision for payment of share options (Refer note 30)	—	—	—	—	—	—	(3)	—	(3)
Purchase of treasury shares from market	—	—	(762)	—	—	—	(302)	—	(762)
Receipt on exercise of share options	—	—	370	—	—	—	5,612	—	68
Transaction with non-controlling interests (Refer note 7)	—	—	—	—	—	—	—	(18,394)	(12,782)
Proceeds from issuance of equity shares to non - controlling interests (Refer note 7)	—	—	—	—	—	—	—	32,303	32,303
Share issue expenses (net of tax) (Refer note 7)	—	—	—	—	—	—	—	(394)	(394)
Dividend paid to Company's shareholders (Refer note 30)	—	—	—	—	(4,412)	—	—	—	(4,412)
Dividend paid to non-controlling interests	—	—	—	—	—	—	—	(1,126)	(1,126)
As of March 31, 2013	3,797,531	18,988	(674)	56,499	414,027	(32,571)	46,948	40,886	544,103

The accompanying notes form an integral part of these consolidated financial statements.

For S. R. Batliboi & Associates LLP
Chartered Accountants
ICAI Firm Registration No: 101049W

For and on behalf of the Board of Directors of Bharti Airtel Limited

per Nilangshu Katriar
Partner
Membership No: 58814

Manoj Kohli
Managing Director & CEO (International)

Gopal Vittal
Joint Managing Director & CEO (India)

Place: New Delhi
Date: May 2, 2013

Sunil Bharti Mittal
Chairman
Mukesh Bhavnani
Group General Counsel & Company Secretary

Srikanth Balachandran
Global Chief Financial Officer

Consolidated Statement of Cash Flows

Particulars	Year ended	Year ended
	March 31, 2013	March 31, 2012
	(₹ Millions)	
Cash flows from operating activities		
Profit before tax	49,820	65,183
Adjustments for -		
Depreciation and amortization	154,964	133,681
Finance income	(5,633)	(2,643)
Finance costs	49,477	40,828
Share of results of associates	76	74
Amortization of share based compensation	403	783
Other non-cash items	392	1,534
Operating cash flow before changes in assets and liabilities	249,499	239,440
Trade & other receivables and prepayments	(5,718)	(14,094)
Inventories	268	1,475
Trade and other payables	23,776	23,961
Provisions	1,100	397
Other financial and non financial liabilities	73	9,505
Other financial and non financial assets	(3,978)	(6,194)
Cash generated from operations	265,020	254,490
Interest received	2,421	401
Income tax paid	(32,611)	(29,453)
Net cash inflow from operating activities	234,830	225,438
Cash flows from investing activities		
Purchase of property, plant and equipment	(133,167)	(144,436)
Proceeds from sale of property, plant and equipment	1,513	1,074
Purchase of intangible assets	(5,788)	(6,921)
Short-term investments (net)	(45,685)	(10,823)
Investment in subsidiary, net of cash acquired (Refer note 7)	102	(24,985)
Proceeds from disposal of subsidiary	—	2,543
Investment in associate/joint venture (Refer note 7(a))	(5,902)	(285)
Loan to associates	(130)	(172)
Loan repayment received from associates	—	210
Net cash outflow from investing activities	(189,057)	(183,795)
Cash flows from financing activities		
Proceeds from borrowings	312,800	164,864
Repayment of borrowings	(328,443)	(163,343)
Short-term borrowings (net)	(7,282)	(4,351)
Purchase of treasury shares	(762)	(544)
Interest paid	(39,443)	(32,352)
Proceeds from exercise of share options	68	187
Dividend paid (including tax) to Company's shareholders (Refer note 30)	(4,412)	(4,411)
Dividend paid (including tax) to non-controlling interests	(1,126)	(157)
Proceeds from issuance of equity shares to non-controlling interests (Refer note 7)	32,303	—
Share issue expenses of subsidiary (Refer note 7)	(579)	—
Payment of long term liability/acquisition of non-controlling interest (Refer note 7(f))	(12,782)	—
Net cash inflow/(outflow) from financing activities	(49,658)	(40,107)
Net increase/(decrease) in cash and cash equivalents during the year	(3,885)	1,536
Effect of exchange rate changes on cash and cash equivalents	(1,624)	493
Add: Balance as at the beginning of the year	8,037	6,008
Balance as at the end of the year (Refer note 24)	2,528	8,037

The accompanying notes form an integral part of these consolidated financial statements.

For S. R. Batliboi & Associates

LLP

Chartered Accountants

ICAI Firm Registration No: 101049W

per Nilangshu Katriar

Partner

Membership No: 58814

Place: New Delhi

Date: May 2, 2013

Sunil Bharti Mittal

Chairman

Mukesh Bhavnani
Group General Counsel
& Company Secretary

For and on behalf of the Board of Directors of Bharti Airtel Limited

Manoj Kohli

Managing Director & CEO
(International)

Gopal Vittal

Joint Managing Director
& CEO (India)

Srikanth Balachandran
Global Chief
Financial Officer

Notes to consolidated financial statements

1. Corporate Information

Bharti Airtel Limited ("Bharti Airtel" or "the Company" or "the Parent") is domiciled and incorporated in India and publicly traded on the National Stock Exchange ('NSE') and the Bombay Stock Exchange ('BSE'), India. The Registered office of the Company is situated at Bharti Crescent, 1, Nelson Mandela Road, Vasant Kunj, Phase – II, New Delhi – 110070.

Bharti Airtel together with its subsidiaries is hereinafter referred to as 'the Group'. The Group is a leading telecommunication service provider in India and also has strong presence in Africa and South Asia.

The principal activities of the Group, its joint ventures and associates consist of provision of telecommunication systems and services, tower infrastructure services and direct to home services. The principal activities of the subsidiaries, joint ventures and associates are disclosed in note 40.

The services provided by the Group are disclosed in note 6 under segment reporting.

The Group's principal shareholders as of March 31, 2013 are Bharti Telecom Limited and Singapore Telecommunication International Pte. Limited.

2. Basis of Preparation

The consolidated financial statements of the Group have been prepared in accordance with the International Financial Reporting Standards ("IFRS") as issued by the International Accounting Standards Board ("IASB").

The consolidated financial statements were authorized for issue by the Board of Directors on May 2, 2013.

The preparation of the consolidated financial statements requires management to make estimates and assumptions. Actual results could vary from these estimates. The estimates and underlying assumptions are reviewed on an ongoing basis. Revisions to accounting estimates are recognized in the year in which the estimate is revised if the revision affects only that year or in the year of the revision and future years, if the revision affects both current and future years (refer note 4 on significant accounting judgments, estimates and assumptions).

The significant accounting policies used in preparing the consolidated financial statements are set out in note 3 of the notes to the consolidated financial statements.

3. Summary of Significant Accounting Policies

The accounting policies adopted are consistent with those of the previous financial year except as disclosed in note 4.2 (a), "Impairment reviews" and for the following amendments to the Standards effective from the current year.

<u>S. No.</u>	<u>Amendments to the Standards</u>	<u>Month of Issue</u>	<u>Effective date — annual periods beginning on or after</u>
1	Amendment to IAS 12, <i>Deferred Tax: Recovery of Underlying Assets</i>	December, 2010	January 1, 2012
2	Amendment to IFRS 1, <i>Severe Hyperinflation and Removal of Fixed Dates for First-time Adopters</i>	December, 2010	July 1, 2011
3	Amendment to IFRS 7, <i>Disclosures — Transfer of financial assets</i>	October, 2010	July 1, 2011

The adoption of the amendments to the Standards mentioned above does not have any impact on the financial position or performance of the Group.

The Group has not early adopted any other standard, interpretation or amendment that has been issued but is not yet effective.

Notes to consolidated financial statements

3.1 Basis of Measurement

The consolidated financial statements are prepared on a historical cost basis except for certain financial instruments that have been measured at fair value. These consolidated financial statements are presented in Indian Rupees ('Rupees' or '₹'), which is the Company's functional and Group's presentation currency and all amounts are rounded to the nearest million, except as stated otherwise.

3.2 Basis of Consolidation

The consolidated financial statements comprise the financial statements of the Company and its subsidiaries as disclosed in note 40.

A subsidiary is an entity controlled by the Company. Control is achieved where the Company has the power to govern the financial and operating policies of an entity so as to obtain benefits from its activities. Where the non-controlling interests (NCI) have certain rights under shareholders' agreements, the Company evaluates whether these rights are in the nature of participative or protective rights for the purpose of ascertaining the control.

The results of subsidiaries acquired or disposed of during the year are included in the consolidated income statement from the effective date of acquisition or up to the effective date of disposal, as appropriate. Where necessary, adjustments are made to the financial statements of subsidiaries to bring their accounting policies and accounting period in line with those used by the Group. All intra-group transactions, balances, income and expenses are eliminated on consolidation.

Non-controlling interests is the equity in a subsidiary not attributable, directly or indirectly, to a parent. Non-controlling interests in the net assets of consolidated subsidiaries are identified separately from the Group's equity therein. Non-controlling interests consist of the amount of those interests at the date of the business combination and the Non-controlling interests share of changes in equity since that date.

Losses are attributed to the non-controlling interest even if that results in a deficit balance. However, the non-controlling interest share of losses of subsidiary are allocated against the interest of the Group where the non-controlling interest is reduced to zero and the Company has a binding obligation under a contractual arrangement with the holders of non-controlling interest.

A change in the ownership interest of a subsidiary, without a change of control, is accounted for as an equity transaction.

When the Group ceases to have control over a subsidiary, it derecognizes the carrying value of assets (including goodwill), liabilities, the attributable value of non-controlling interest, if any, and the cumulative translation differences previously recognized in other comprehensive income. The profit or loss on disposal is recognized in the income statement and is calculated as the difference between (i) the aggregate of the fair value of consideration received and the fair value of any retained interest, and (ii) the previous carrying amount of the assets (including goodwill) and liabilities of the subsidiary and any non-controlling interests. Amounts previously recognized in other comprehensive income in relation to the subsidiary are accounted for (i.e. reclassified to profit or loss or transferred directly to retained earnings) in the same manner as would be required if the relevant assets or liabilities were disposed off. The fair value of any residual interest in the erstwhile subsidiary at the date when control is lost is regarded as the fair value on initial recognition for subsequent accounting under IAS 39, "*Financial Instruments: Recognition and Measurement*", or, when applicable, the cost on initial recognition of an investment in an associate or jointly controlled entity.

3.3 Business Combinations

The acquisitions of businesses are accounted for using the acquisition method. The cost of the acquisition is measured at the aggregate of the fair values, at the date of exchange, of assets given, liabilities incurred or assumed, and equity instruments

Notes to consolidated financial statements

issued by the Group in exchange for control of the acquiree. The acquiree's identifiable assets, liabilities and contingent liabilities that meet the condition for recognition are recognized at their fair values at the acquisition date except certain assets and liabilities required to be measured as per the applicable standard.

Goodwill arising on acquisition is recognized as an asset and initially measured at cost, being the excess of the cost of the business combination over the Group's interest in the net fair value of the identifiable assets, liabilities recognized and contingent liabilities assumed.

In the case of bargain purchase, the resultant gain is recognized directly in the income statement.

The interest of non-controlling shareholders in the acquiree is initially measured at the non-controlling shareholders proportionate share of the acquiree's net identifiable assets.

Acquisition related costs, such as finder's fees, advisory, legal, accounting, valuation and other professional or consulting fees are recognized in profit or loss in the year they are incurred.

Any contingent consideration to be transferred by the acquirer is recognized at fair value at the acquisition date. Subsequent changes to the fair value of the contingent consideration which is deemed to be an asset or liability are recognized in accordance with IAS 39, "*Financial Instrument: Recognition and Measurement*", either in income statement or in other comprehensive income. If the contingent consideration is classified as equity, it is not re-measured and its subsequent settlement is accounted for within equity.

Where the Group increases its interest in an entity such that control is achieved, previously held equity interest in the acquired entity is revalued to fair value as at the date of acquisition, being the date at which the Group obtains control of the acquiree. The change in fair value is recognized in profit or loss.

A contingent liability recognized in a business combination is initially measured at its fair value. Subsequently, it is measured at the higher of the amount that would be recognized in accordance with IAS 37, "*Provisions, Contingent Liabilities and Contingent Assets*", or amount initially recognized less, when appropriate, cumulative amortization recognized in accordance with IAS 18 "*Revenue*".

3.4 Interest in Joint Venture Companies

A joint venture is a contractual arrangement whereby the Group and other parties undertake an economic activity that is subject to joint control (i.e. when the strategic financial and operating policy decisions relating to the activities of the joint venture require the unanimous consent of the parties sharing control). Joint venture arrangements that involve the establishment of a separate entity in which each venturer has an interest are referred to as jointly controlled entities.

The Group reports its interest in jointly controlled entities using proportionate consolidation. The Group's share of the assets, liabilities, income, expenses and cash flows of jointly controlled entities are combined with the equivalent items on a line-by-line basis in the consolidated financial statements. The financial statements of the joint venture are prepared for the same reporting period as the Company. Adjustments are made where necessary to bring the accounting policies in line with those of the Group. Adjustments are made in the Group's consolidated financial statements to eliminate the Group's share of balances, income and expenses and unrealized gains and losses on transactions between the Group and its jointly controlled entities.

Any goodwill arising on the acquisition of interest in a jointly controlled entity is accounted for in accordance with the Group's accounting policy for goodwill arising on the acquisition of a subsidiary.

3.5 Investments in Associates

An associate is an entity over which the Group has significant influence and that is neither a subsidiary nor an interest in a joint venture. Significant influence is the power to participate in the financial and operating policy decisions of the investee but is not control or joint control over those policies.

The Group's investments in its associates are accounted for using the equity method of accounting. Under the equity method, investments in associates are carried in the consolidated statement of financial position at cost as adjusted for post-acquisition changes in the Group's share of the net assets of the associates, less any impairment in the value of the investments. Losses of an associate in excess of the Group's interest in that associate are not recognized. Additional losses are provided for, and a liability is recognized, only to the extent that the Group has incurred legal or constructive obligations or made payments on behalf of the associate.

The financial statements of the associate are prepared for the same reporting period as the Group. Where necessary, adjustments are made to bring the accounting policies in line with those of the Group.

Goodwill relating to the associate is included in the carrying amount of the investment and is neither amortized nor individually tested for impairment.

3.6 Intangible Assets

Identifiable intangible assets are recognized when the Group controls the asset, it is probable that future economic benefits attributed to the asset will flow to the Group and the cost of the asset can be reliably measured.

At initial recognition, the separately acquired intangible assets are recognized at cost. The cost of intangible assets that are acquired in a business combination is its fair value as at the date of acquisition. Following initial recognition, the intangible assets are carried at cost less any accumulated amortization and accumulated impairment losses, if any.

Amortization is recognized in profit or loss on a straight-line basis over the estimated useful lives of intangible assets from the date they are available for use. The amortization period and the amortization method for an intangible asset (except goodwill) is reviewed at least at each financial year end. Changes in the expected useful life or the expected pattern of consumption of future economic benefits embodied in the asset is accounted for by changing the amortization period or method, as appropriate, and are treated as changes in accounting estimates.

a. Goodwill

Goodwill is initially recognized at cost and is subsequently measured at cost less any accumulated impairment losses.

On disposal of a subsidiary or a jointly controlled entity, the attributable amount of goodwill is included in the determination of the profit or loss recognized in the income statement on disposal.

b. Software

Software is capitalized at the amounts paid to acquire the respective license for use and is amortized over the period of license, generally not exceeding three years. Software up to ₹ 500 thousand, which has an independent use, is amortized over a period of 1 year.

c. Bandwidth

Payments for bandwidth capacities are classified as pre-payments in service arrangements or under certain conditions as an acquisition of a right. In the latter case it is accounted for as an intangible asset and the cost is amortized over the period of the agreement.

d. Licenses

Acquired licenses (including spectrum) are initially recognized at cost. Subsequently, licenses are measured at cost less accumulated amortization and accumulated impairment loss, if any. Amortization is recognized in profit or loss on a straight-line basis over the unexpired period of the license commencing from the date when the related network is available for intended use in the respective jurisdiction and is disclosed under 'depreciation and amortization'. The amortization period relating to licenses acquired in a business combination is determined primarily by reference to the unexpired license period.

The revenue-share fee on license and spectrum is computed as per the licensing agreement and is expensed as incurred.

e. Other Acquired Intangible Assets

Other intangible assets are initially recognized at cost. Other intangible assets acquired in a business combination comprising brands, customer relationships and distribution networks, are capitalized at fair values on the date of acquisition and are amortized as below:

Brand: Over the period of their expected benefits, not exceeding the life of the licenses and are written off in their entirety when no longer in use.

Distribution network: Over estimated useful life

Customer base: Over the estimated life of such relationships

Amortization is recognized in profit or loss on a straight-line basis over the estimated useful lives of intangible assets from the date they are available for use.

3.7 Property, Plant and Equipment ('PPE')

Property, plant and equipment is stated at cost, net of accumulated depreciation and accumulated impairment losses, if any. Such cost includes the cost of replacing part of the plant and equipment and borrowing costs for long term construction projects if the recognition criteria are met. When significant parts of property, plant and equipment are required to be replaced in intervals, the Group recognizes such parts as separate component of assets with specific useful lives and provides depreciation over their useful life. Subsequent costs are included in the asset's carrying amount or recognized as a separate asset, as appropriate, only when it is probable that future economic benefits associated with the item will flow to the Group and the cost of the item can be measured reliably. The carrying amount of the replaced part is derecognized. All other repair and maintenance costs are recognized in profit or loss as incurred.

Where assets are installed on the premises of customers (commonly called Customer premise equipment -"CPE"), such assets continue to be treated as PPE as the associated risks and rewards remain with the Group and the management is confident of exercising control over them.

The Group also enters into multiple element contracts whereby the vendor supplies plant and equipment and IT related services. These are recorded on the basis of relative fair value.

Gains and losses arising from retirement or disposal of property, plant and equipment are determined as the difference between the net disposal proceeds and the carrying amount of the asset and are recognized in profit or loss on the date of retirement or disposal.

Notes to consolidated financial statements

Assets are depreciated to the residual values on a straight-line basis over the estimated useful lives. The assets' residual values and useful lives are reviewed at each financial year end or whenever there are indicators for review, and adjusted prospectively. Freehold land is not depreciated. Estimated useful lives of the assets are as follows:

	<u>Years</u>
Buildings	20
Technical equipment and machinery	
— Network equipment	3-20
— Customer premise equipment	5-6
Other equipment, operating and office equipment	
— Computer equipment	3
— Office furniture and equipment	2-5
— Vehicles	3-5
Leasehold improvements	Remaining period of the lease or 10/20 years, as applicable, whichever is less

Assets individually costing Rupees five thousand or less are fully depreciated over a period of 12 months from the date placed in service.

3.8 Impairment of Non-financial Assets

Assets that have an indefinite useful life, for example goodwill, are not subject to amortization and are tested annually for impairment. Assets that are subject to depreciation and amortization are reviewed for impairment whenever events or changes in circumstances indicate that the carrying amount may not be recoverable. Such circumstances include, though are not limited to, significant or sustained decline in revenues or earnings and material adverse changes in the economic environment.

Impairment test for goodwill is performed at the level of each Cash Generating Unit ('CGU') or groups of CGUs expected to benefit from acquisition-related synergies and represent the lowest level within the entity at which the goodwill is monitored for internal management purposes, within an operating segment. A CGU is the smallest identifiable group of assets that generates cash inflows that are largely independent of the cash inflows from other assets or group of assets.

An impairment loss is recognized whenever the carrying amount of an asset or its cash-generating unit exceeds its recoverable amount. The recoverable amount of an asset is the greater of its fair value less costs to sell and value in use. To calculate value in use, the estimated future cash flows are discounted to their present value using a pre-tax discount rate that reflects current market rates and the risks specific to the asset. For an asset that does not generate largely independent cash inflows, the recoverable amount is determined for the cash-generating unit to which the asset belongs. Fair value less costs to sell is the best estimate of the amount obtainable from the sale of an asset in an arm's length transaction between knowledgeable, willing parties, less the costs of disposal. Impairment losses, if any, are recognized in profit or loss as a component of depreciation and amortization expense.

An impairment loss in respect of goodwill is not reversed. Other impairment losses are only reversed to the extent that the asset's carrying amount does not exceed the carrying amount that would have been determined if no impairment loss had previously been recognized.

3.9 Cash and Cash Equivalents

Cash and cash equivalents comprise cash at bank and on hand, call deposits, and other short-term highly liquid investments with an original maturity of three months or less that are readily convertible to a known amount of cash and are subject to an insignificant risk of changes in value.

For the purpose of the consolidated statement of cash flows, cash and cash equivalents include, outstanding bank overdrafts shown within the borrowings in current liabilities in the statement of financial position and which are considered an integral part of the Group's cash management.

3.10 Inventories

Inventories are valued at the lower of cost (determined on a first in first out ('FIFO') basis) and estimated net realizable value. Inventory costs include purchase price, freight inwards and transit insurance charges.

Net realizable value is the estimated selling price in the ordinary course of business, less estimated costs of completion and the estimated costs necessary to make the sale.

3.11 Leases

The determination of whether an arrangement is, or contains, a lease is based on the substance of an arrangement at inception date: whether fulfillment of the arrangement is dependent on the use of a specific asset or assets and the arrangement conveys a right to use the asset, even if that right is not explicitly specified in an arrangement.

a. Group as a lessee

Finance leases, which transfer to the Group substantially all the risks and benefits incidental to ownership of the leased item, are capitalized at the commencement of the lease at the fair value of the leased asset or, if lower, at the present value of the minimum lease payments. Lease payments are apportioned between finance charges and reduction of the lease liability so as to achieve a constant rate of interest on the remaining balance of the liability. Finance charges are recognized in the profit or loss.

Leased assets are depreciated over the useful life of the asset. However, if there is no reasonable certainty that the Group will obtain ownership by the end of the lease term, the asset is depreciated over the shorter of the estimated useful life of the asset and the lease term.

Operating lease payments are recognized as an expense on a straight-line basis over the lease term.

b. Group as a lessor

Assets leased to others under finance leases are recognized as receivables at an amount equal to the net investment in the leased assets. The finance income is recognized based on the periodic rate of return on the net investment of the Group outstanding in respect of the finance lease.

Leases where the Group does not transfer substantially all the risks and benefits of ownership of the asset are classified as operating leases. Initial direct costs incurred in negotiating an operating lease are added to the carrying amount of the leased asset and recognized over the lease term on the same basis as rental income. Contingent rents are recognized as revenue in the period in which they are earned.

Lease rentals under operating leases are recognized as income on a straight-line basis over the lease term.

c. Indefeasible Right to Use ('IRU')

As part of the operations, the Group enters into agreement for leasing assets under "Indefeasible right to use" with third parties. Under the arrangement the assets are given on lease over the substantial part of the asset life. However, the title to the assets and significant risk associated with the operation and maintenance of these assets remains with the lessor. Hence, such arrangements are recognized as operating lease.

The contracted price is received in advance and is recognized as revenue during the tenure of the agreement. Unearned IRU revenue net of the amount recognizable within one year is disclosed as deferred revenue in non-current liabilities and the amount recognizable within one year is disclosed as deferred revenue in current liabilities.

3.12 Financial Instruments

A. Financial instruments — Initial Recognition and Measurement

Financial assets and financial liabilities are recognized on the Group's statement of financial position when the Group becomes a party to the contractual provisions of the instrument. The Group determines the classification of its financial assets and liabilities at initial recognition. All financial assets and liabilities are recognized initially at fair value plus directly attributable transaction costs, except for financial assets and liabilities classified as fair value through profit or loss.

Purchases or sales of financial assets that require delivery of assets within a time frame established by regulation or convention in the marketplace (regular way trades) are recognized on the trade date, i.e., the date that the Group commits to purchase or sell the asset.

B. Financial Assets

1. Subsequent Measurement

The subsequent measurement of financial assets depends on their classification as follows:

a. Financial Assets at Fair Value through Profit or Loss

Financial assets at fair value through profit or loss include financial assets held for trading. The Group has not designated any financial assets upon initial recognition at fair value through profit or loss. Financial assets are classified as held for trading if they are acquired for the purpose of selling in the near term. Derivatives, including separated embedded derivatives are classified as held for trading unless they are designated as effective hedging instruments. Financial assets at fair value through profit and loss are carried in the statement of financial position at fair value with changes in fair value recognized in finance income or finance costs in the income statement.

Derivatives embedded in host contracts are accounted for as separate derivatives and recorded at fair value if their economic characteristics and risks are not closely related to those of the host contracts and the host contracts are not held for trading or designated at fair value through profit or loss. Reassessment only occurs if there is a change in the terms of the contract that significantly modifies the cash flows that would otherwise be required.

b. Financial Assets Measured at Amortized Cost

Loans and receivables are non-derivative financial assets with fixed or determinable payments that are not quoted in an active market. Trade receivables do not carry any interest and are stated at their nominal value as reduced by appropriate allowances for estimated irrecoverable amounts. Estimated irrecoverable amounts are based on the ageing of the receivables balance and historical experience. Additionally, a large number of minor receivables are grouped into homogenous groups and assessed for impairment collectively. Individual trade receivables are written off when management deems them not to be collectible.

After initial measurement, financial assets measured at amortized cost are measured using the effective interest rate method (EIR), less impairment, if any. Amortized cost is calculated by taking into account any discount or premium on acquisition and fee or costs that are an integral part of the EIR. The EIR amortization is included in finance income in the income statement.

The Group does not have any Held-to-maturity and available for sale investments.

2. Derecognition

The Group derecognizes a financial asset only when the contractual rights to the cash flows from the asset expires or it transfers the financial asset and substantially all the risks and rewards of ownership of the asset.

C. Financial Liabilities

1. Subsequent Measurement

The subsequent measurement of financial liabilities depends on their classification as follows:

(i) Financial liabilities at fair value through profit or loss

Financial liabilities at fair value through profit or loss include financial liabilities held for trading. The Group has not designated any financial liabilities upon initial recognition at fair value through profit or loss. Financial liabilities are classified as held for trading if they are acquired for the purpose of repurchasing in the near term. Derivatives, including separated embedded derivatives are classified as held for trading unless they are designated as effective hedging instruments. Financial liabilities at fair value through profit and loss are carried in the statement of financial position at fair value with changes in fair value recognized in finance income or finance costs in the income statement.

(ii) Financial liabilities measured at amortized cost

After initial recognition, interest bearing loans and borrowings are subsequently measured at amortized cost using the effective interest rate method.

Amortized cost is calculated by taking into account any discount or premium on acquisition and fee or costs that are an integral part of the EIR. The EIR amortization is included in finance costs in the income statement.

2. Derecognition

A financial liability is derecognized when the obligation under the liability is discharged or cancelled or expires. When an existing financial liability is replaced by another from the same lender on substantially different terms, or the terms of an existing liability are substantially modified, such an exchange or modification is treated as a derecognition of the original liability and the recognition of a new liability, and the difference in the respective carrying amounts is recognized in the income statement.

D. Offsetting Financial Instruments

Financial assets and financial liabilities are offset and the net amount reported in the consolidated statement of financial position if, and only if, there is a currently enforceable legal right to offset the recognized amounts and there is an intention to settle on a net basis, or to realize the assets and settle the liabilities simultaneously.

E. Derivative Financial Instruments — Current versus Non-current Classification

Derivative instruments that are not designated as effective hedging instruments are classified as current or non-current or separated into a current and non-current portion based on an assessment of the facts and circumstances (i.e., the underlying contracted cash flows).

- Where the Group will hold a derivative as an economic hedge (and does not apply hedge accounting) for a period beyond 12 months after the reporting date, the derivative is classified as non-current (or separated into current and non-current portions) consistent with the classification of the underlying item.
- Embedded derivatives that are not closely related to the host contract are classified consistent with the cash flows of the host contract.

F. Fair Value of Financial Instruments

The fair value of financial instruments that are traded in active markets is determined by reference to quoted market prices or dealer price quotations (bid price for long positions and ask price for short positions), at each reporting date, without deduction of any transaction costs.

For financial instruments not traded in an active market, the fair value is determined using appropriate valuation techniques. Such techniques may include:

- Using recent arm's length market transactions
- Reference to the current fair value of another instrument that is substantially the same
- A discounted cash flow analysis or other valuation models.

3.13 Treasury Shares

Own equity instruments which are reacquired (treasury shares) through "Bharti Airtel Employees' Welfare Trust" (Formerly known as "Bharti Tele-Ventures Employees' Welfare Trust") are recognized at cost and deducted from equity. No gain or loss is recognized in the income statement on the purchase, sale, issue or cancellation of the Company's own equity instruments. Any difference between the carrying amount and the consideration is recognized in share based payment transaction reserve.

3.14 Share-based Compensation

The Group issues equity-settled and cash-settled share-based options to certain employees. These are measured at fair value on the date of grant.

The fair value determined on the grant date of the equity settled share based options is expensed over the vesting period, based on the Group's estimate of the shares that will eventually vest.

The fair value determined on the grant date of the cash settled share based options is expensed over the vesting period, based on the Group's estimates of the shares that will eventually vest. At the end of the each reporting period, until the liability is settled, and at the date of settlement, the fair value of the liability is recognized, with any changes in fair value pertaining to the vested period recognized immediately in profit or loss.

At the vesting date, the Group's estimate of the shares expected to vest is revised to equal the number of equity shares that ultimately vest.

Fair value is measured using Lattice-based option valuation model, Black-Scholes and Monte Carlo Simulation framework and is recognized as an expense, together with a corresponding increase in equity/ liability, as appropriate, over the period in which the options vest using the graded vesting method. The expected life used in the model is adjusted, based on management's best estimate, for the effects of non-transferability, exercise restrictions and behavioral considerations. The expected volatility and forfeiture assumptions are based on historical information.

Where the terms of a share-based compensation are modified, the minimum expense recognized is the expense as if the terms had not been modified, if the original terms of the award are met. An additional expense is recognized for any modification that increases the total fair value of the share-based payment transaction, or is otherwise beneficial to the employee as measured at the date of modification.

Where an equity-settled award is cancelled, it is treated as if it is vested on the date of cancellation, and any expense not yet recognized for the award is recognized immediately. This includes any award where non-vesting conditions within the control

Notes to consolidated financial statements

of either the entity or the employee are not met. However, if a new award is substituted for the cancelled award, and designated as a replacement award on the date that it is granted, the cancelled and new awards are treated as if they were a modification of the original award, as described in the previous paragraph.

The dilutive effect of outstanding options is reflected as additional share dilution in the computation of diluted earnings per share.

3.15 Employee Benefits

The Group's post employment benefits include defined benefit plan and defined contribution plans. The Group also provides other benefits in the form of deferred compensation and compensated absences.

Under the defined benefit retirement plan, the Group provides retirement obligation in the form of Gratuity. Under the plan, a lump sum payment is made to eligible employees at retirement or termination of employment based on respective employee salary and years of experience with the Group.

For defined benefit retirement plans, the difference between the fair value of the plan assets and the present value of the plan liabilities is recognized as an asset or liability in the statement of financial position. Scheme liabilities are calculated using the projected unit credit method and applying the principal actuarial assumptions as at the date of statement of financial position. Plan assets are assets that are held by a long-term employee benefit fund or qualifying insurance policies.

All expenses in respect of defined benefit plans, including actuarial gains and losses, are recognized in the profit or loss as incurred.

The amount charged to the income statement in respect of these plans is included within operating costs.

The Group's contributions to defined contribution plans are recognized in profit or loss as they fall due. The Group has no further obligations under these plans beyond its periodic contributions.

The employees of the Group are entitled to compensated absences based on the unavailed leave balance as well as other long term benefits. The Group records liability based on actuarial valuation computed under projected unit credit method.

3.16 Foreign Currency Transactions

a. Functional and Presentation Currency

Consolidated financial statements have been presented in Rupees, which is the Company's functional currency and Group's presentation currency. Each entity in the Group determines its own functional currency (the currency of the primary economic environment in which the entity operates) and items included in the financial statements of each entity are measured using that functional currency.

b. Transactions and Balances

Transactions in foreign currencies are initially recorded by the Group entities at their respective functional currency rates prevailing at the date of the transaction.

Monetary assets and liabilities denominated in foreign currencies are translated at the functional currency spot rate of exchange ruling at the reporting date with resulting exchange difference recognized in profit or loss. Non-monetary items that are measured in terms of historical cost in a foreign currency are translated using the exchange rates as at the dates of the initial transactions. Non-monetary items measured at fair value in a foreign currency are translated using the exchange rates at the date when the fair value is determined. Exchange component of the gain or loss arising on fair valuation of non monetary items is recognized in line with the gain or loss of the item that gave rise to the such exchange difference.

Notes to consolidated financial statements

Exchange differences arising on a monetary item that forms part of a Group entity's net investment in a foreign operation is recognized in profit or loss in the separate financial statements of the Group entity or the individual financial statements of the foreign operation, as appropriate. In the consolidated financial statements, such exchange differences are recognized in other comprehensive income.

c. Translation of Foreign Operations' Financial Statements

The assets and liabilities of foreign operations are translated into Rupees at the rate of exchange prevailing at the reporting date and their income statements are translated at average exchange rates prevailing during the year. The exchange differences arising on the translation are recognized in other comprehensive income. On disposal of a foreign operation (reduction in percentage ownership interest), the component of other comprehensive income relating to that particular foreign operation is reclassified to profit or loss.

d. Translation of Goodwill and Fair Value Adjustments

Goodwill and fair value adjustments arising on the acquisition of foreign entities are treated as assets and liabilities of the foreign entities and are recorded in the functional currencies of the foreign entities and translated at the exchange rates prevailing at the date of statement of financial position and the resultant change is recognized in statement of other comprehensive income.

3.17 Revenue Recognition

Revenue is recognized to the extent that it is probable that the economic benefits will flow to the Group and the revenue can be reliably measured. Revenue is measured at the fair value of the consideration received/ receivable, excluding discounts, rebates, and VAT, service tax or duty. The Group assesses its revenue arrangements against specific criteria, i.e., whether it has exposure to the significant risks and rewards associated with the sale of goods or the rendering of services, in order to determine if it is acting as a principal or as an agent.

a. Service Revenues

Service revenues include amounts invoiced for usage charges, fixed monthly subscription charges and internet and VSAT services usage charges, bandwidth services, roaming charges, activation fees, processing fees and fees for value added services ('VAS'). Service revenues also include revenues associated with access and interconnection for usage of the telephone network of other operators for local, domestic long distance and international calls and data messaging services.

Service revenues are recognized as the services are rendered and are stated net of discounts, waivers and taxes. Revenues from pre-paid customers are recognized based on actual usage. Processing fees on recharge coupons is being recognized over the estimated customer relationship period or coupon validity period, whichever is lower. Activation revenue and related activation costs, not exceeding the activation revenue, are deferred and amortized over the estimated customer relationship period. The excess of acquisition costs over activation revenue, if any, are expensed as incurred.

Service revenues from the internet and VSAT business comprise revenues from registration, installation and provision of internet and VSAT services. Registration fee and installation charges are deferred and amortized over the period of agreement with the customer. Service revenue is recognized from the date of satisfactory installation of equipment and software at the customer site and provisioning of internet and VSAT services.

Revenues from national and international long distance operations comprise revenue from provision of voice services which are recognized on provision of services while revenue from provision of bandwidth services (including installation) is recognized over the period of arrangement.

Notes to consolidated financial statements

Unbilled revenue represent revenues recognized from the bill cycle date to the end of each month. These are billed in subsequent periods based on the terms of the billing plans/contractual arrangements.

Deferred revenue includes amount received in advance from customers which would be recognized over the periods when the related services are expected to be rendered.

b. Equipment Sales

Equipment sales consist primarily of revenues from sale of telecommunication equipment and related accessories to subscribers. Revenue from equipment sales which does not have value to the customer on standalone basis, forming part of multiple-element revenue arrangements are deferred and recognized over the customer relationship period. Revenue from other equipment sales transactions are recognized when the significant risks and rewards of ownership are transferred to the buyer.

c. Capacity Swaps

The exchange of network capacity is measured at fair value unless the transaction lacks commercial substance or the fair value of neither the capacity received nor the capacity given up is reliably measurable.

d. Multiple Element Arrangements

The Group has entered into certain multiple-element revenue arrangements. These arrangements involve the delivery or performance of multiple products, services or rights to use assets including VSAT and internet equipment, internet and VSAT services, set top boxes and subscription fees on DTH, indefeasible right to use and hardware and equipment maintenance. The Group evaluates all deliverables in an arrangement to determine whether they represent separately identifiable components at the inception of the arrangement. The evaluation is done based on the criteria as to whether the deliverables in the arrangement have value to the customer on a standalone basis.

Total consideration related to the multiple element arrangements is allocated among the different components based on their relative fair values (i.e., ratio of the fair value of each element to the aggregated fair value of the bundled deliverables). In case the relative fair value of different components cannot be determined on a reasonable basis, the total consideration is allocated to the different components on a residual value method.

e. Interest Income

For all financial instruments measured at amortized cost and interest bearing financial assets, classified as financial assets at fair value through profit or loss, interest income is recognized using the effective interest rate (EIR), which is the rate that exactly discounts the estimated future cash receipts through the expected life of the financial instrument or a shorter period, where appropriate, to the net carrying amount of the financial asset. Interest income is included in 'finance income' in the income statement.

f. Dividend Income

Dividend income is recognized when the Group's right to receive the payment is established.

3.18 Taxes

a. Current Income Tax

Current income tax assets and liabilities for the current and prior periods are measured at the amount expected to be recovered from or paid to the taxation authorities. The tax rates and tax laws used to compute the amount are those that are enacted or substantively enacted, by the reporting date, in the countries where the Group operates and generates taxable income.

Notes to consolidated financial statements

Current income tax relating to items recognized directly in equity is recognized in equity and not in the income statement. The Group periodically evaluates positions taken in the tax returns with respect to situations in which applicable tax regulations are subject to interpretation and establishes provisions where appropriate.

b. Deferred Tax

Deferred tax liability is provided on temporary differences at the reporting date between the tax base of assets and liabilities and their carrying amounts for financial reporting purposes. Deferred tax liabilities are recognized for all taxable temporary differences, except:

- When the deferred tax liability arises from the initial recognition of goodwill or of an asset or liability in a transaction that is not a business combination and, at the time of the transaction, affects neither the accounting profit nor taxable profit/(tax loss).
- In respect of taxable temporary differences associated with investments in subsidiaries, associates and interests in joint ventures, where the timing of the reversal of the temporary differences can be controlled and it is probable that the temporary differences will not reverse in the foreseeable future.

Deferred tax assets are recognized for all deductible temporary differences, carry forward of unused tax credits and unused tax losses, to the extent that it is probable that taxable profit will be available against which the deductible temporary differences, and the carry forward of unused tax credits and unused tax losses can be utilized except:

- When the deferred tax asset relating to the deductible temporary difference arises from the initial recognition of an asset or liability in a transaction that is not a business combination and, at the time of the transaction, affects neither the accounting profit nor taxable profit/(tax loss).
- In respect of deductible temporary differences associated with investments in subsidiaries, associates and interests in joint ventures, deferred tax assets are recognized only to the extent that it is probable that the temporary differences will reverse in the foreseeable future and taxable profit will be available against which the temporary differences can be utilized.

Tax benefits acquired as part of a business combination, but not satisfying the criteria for separate recognition on the date of acquisition, are recognized within the measurement period, if it results from new information about facts and circumstances that existed at the acquisition date with a corresponding reduction in goodwill. All other acquired tax benefits are recognized in profit or loss on satisfaction of the recognition criteria.

The carrying amount of deferred tax assets is reviewed at each reporting date and reduced to the extent that it is no longer probable that sufficient taxable profit will be available to allow all or part of the deferred tax asset to be utilized. Unrecognized deferred tax assets are reassessed at each reporting date and are recognized to the extent that it has become probable that future taxable profits will allow the deferred tax asset to be recovered.

Deferred tax assets and liabilities are measured at the tax rates that are expected to apply in the year when the asset is realized or the liability is settled, based on tax rates (and tax laws) that have been enacted or substantively enacted at the reporting date.

Deferred tax relating to items recognized outside profit or loss is recognized outside profit or loss. Deferred tax items are recognized in correlation to the underlying transaction either in other comprehensive income or directly in equity.

Deferred tax assets and deferred tax liabilities are offset, if a legally enforceable right exists to set off current income tax assets against current income tax liabilities and the deferred taxes relate to the same taxable entity and the same taxation authority.

3.19 Borrowing Costs

Borrowing costs consist of interest and other costs that the Group incurs in connection with the borrowing of funds. Borrowing costs directly attributable to the acquisition, construction or production of an asset that necessarily takes a substantial period of time to get ready for its intended use or sale are capitalized as part of the cost of the respective assets. The interest cost incurred for funding a qualifying asset during the construction period is capitalized based on actual investment in the asset at the interest rate for specific borrowings. All other borrowing costs are expensed in the period they occur.

3.20 Dividends Paid

Dividends paid/payable are recognized in the year in which the related dividends are approved by the shareholders or Board of Directors, as appropriate.

3.21 Earnings Per Share

The Group's Earnings per Share ('EPS') is determined based on the net income attributable to the shareholders' of the Parent. Basic earnings per share is computed using the weighted average number of shares outstanding during the year. Diluted earnings per share is computed using the weighted average number of common and dilutive common equivalent shares outstanding during the year including share options (using the treasury stock method for options), except where the result would be anti-dilutive.

3.22 Provisions

a. General

Provisions are recognized when the Group has a present obligation (legal or constructive) as a result of a past event, it is probable that an outflow of resources embodying economic benefits will be required to settle the obligation and a reliable estimate can be made of the amount of the obligation.

Where the Group expects some or all of a provision to be reimbursed, the reimbursement is recognized as a separate asset but only when the reimbursement is virtually certain. The expense relating to any provision is presented in the income statement net of any reimbursement.

If the effect of the time value of money is material, provisions are discounted using a current pre-tax rate that reflects, where appropriate, the risks specific to the liability. Where discounting is used, the increase in the provision due to the passage of time is recognized as a finance cost.

b. Contingencies

Contingent liabilities are recognized at their fair value only if they were assumed as part of a business combination. Contingent assets are not recognized. However, when the realization of income is virtually certain, then the related asset is no longer a contingent asset, and is recognized as an asset. Information on contingent liabilities is disclosed in the notes to the consolidated financial statements, unless the possibility of an outflow of resources embodying economic benefits is remote. The same applies to contingent assets where an inflow of economic benefits is probable.

c. Asset Retirement Obligation

Asset retirement obligations (ARO) are provided for those operating lease arrangements where the Group has a binding obligation at the end of the lease period to restore the leased premises in a condition similar to inception of lease. ARO are provided at the present value of expected costs to settle the obligation using discounted cash flows and are recognized as part

Notes to consolidated financial statements

of the cost of that particular asset. The cash flows are discounted at a current pre-tax rate that reflects the risks specific to the decommissioning liability. The unwinding of the discount is recognized in the income statement as a finance cost. The estimated future costs of decommissioning are reviewed annually and adjusted as appropriate. Changes in the estimated future costs or in the discount rate applied are added to or deducted from the cost of the asset.

4. Significant Accounting Judgments, Estimates and Assumptions

The preparation of the Group's consolidated financial statements requires management to make judgments, estimates and assumptions that affect the reported amounts of revenues, expenses, assets and liabilities, and the disclosure of contingent liabilities, at the end of the reporting period. However, uncertainty about these assumptions and estimates could result in outcomes that require a material adjustment to the carrying amount of the assets or liabilities affected in future periods.

4.1 Critical Judgments in Applying the Group's Accounting Policies

In the process of applying the Group's accounting policies, management has made the following judgments, which have the most significant effect on the amounts recognized in the consolidated financial statements:

a) Arrangement Containing Lease

The Group applies IFRIC 4, "*Determining Whether an Arrangement Contains a Lease*", to contracts entered with telecom operators to share tower infrastructure services. IFRIC 4 deals with the method of identifying and recognizing service, purchase and sale contracts that do not take the legal form of a lease but convey a right to use an asset in return for a payment or series of payments.

The Group has determined, based on an evaluation of the terms and conditions of the arrangements, that such contracts are in the nature of operating leases.

b) Revenue Recognition and Presentation

The Group assesses its revenue arrangements against specific criteria, i.e. whether it has exposure to the significant risks and rewards associated with the sale of goods or the rendering of services, in order to determine if it is acting as a principal or as an agent. The Group has concluded that in certain geographies its revenue arrangements are on a principal to principal basis.

When deciding the most appropriate basis for presenting revenue or costs of revenue, both the legal form and substance of the agreement between the Group and its business partners are reviewed to determine each party's respective role in the transaction.

Where the Group's role in a transaction is that of a principal, revenue comprises amount billed to the customer/distributor, after trade discounts.

c) Multiple Element Contracts with Vendors

The Group has entered into multiple element contracts with vendors for supply of goods and rendering of services. The consideration paid is/may be determined independent of the value of supplies received and services availed. Accordingly, the supplies and services are accounted for based on their relative fair values to the overall consideration. The supplies with finite life under the contracts (as defined in the significant accounting policies) have been accounted under Property, Plant and Equipment and/ or as Intangible assets, since the Group has economic ownership in these assets. The Group believes that the current treatment represents the substance of the arrangement.

d) Determination of Functional Currency

Each entity in the Group determines its own functional currency (the currency of the primary economic environment in which the entity operates) and items included in the financial statements of each entity are measured using that functional currency. IAS 21, “The Effects of Changes in Foreign Exchange Rates” prescribes the factors to be considered for the purpose of determination of functional currency. However, in respect of certain intermediary foreign operations of the Group, the determination of functional currency might not be very obvious due to mixed indicators like the currency that influences the sales prices for goods and services, currency that influences labor, material and other costs of providing goods and services, the currency in which the borrowings have been raised and the extent of autonomy enjoyed by the foreign operation. In such cases management uses its judgment to determine the functional currency that most faithfully represents the economic effects of the underlying transactions, events and conditions.

e) Taxes

The Group does not recognize deferred tax liability with respect to unremitted earnings and associated foreign currency translation reserve of Group subsidiaries and joint ventures wherever it controls the timing of the distribution of profits and it is probable that the subsidiaries and joint ventures will not distribute the profits in the foreseeable future. Also, the Group does not recognize deferred tax liability on the unremitted earnings of its subsidiaries wherever it believes that it would avail the tax credit for the dividend distribution tax payable by the subsidiaries on its dividend distribution.

4.2 Critical Accounting Estimates and Assumptions

The key assumptions concerning the future and other key sources of estimation uncertainty at the reporting date, that have a significant risk of causing a material adjustment to the carrying amounts of assets and liabilities within the next financial year, are described below. Actual results could differ from these estimates.

a) Impairment Reviews

An impairment exists when the carrying value of an asset or cash generating unit (‘CGU’) exceeds its recoverable amount. Recoverable amount is the higher of its fair value less costs to sell and its value in use. The value in use calculation is based on a discounted cash flow model. In calculating the value in use, certain assumptions are required to be made in respect of highly uncertain matters, including management’s expectations of growth in EBITDA, long term growth rates and the selection of discount rates to reflect the risks involved. Also, judgment is involved in determining the CGU and grouping of CGUs for goodwill allocation and impairment testing.

The Group prepares and internally approves formal ten year plans, as applicable, for its businesses and uses these as the basis for its impairment reviews. The Group mainly operates in developing markets and in such markets, the plan for shorter duration (i.e. 5 years) is not indicative of the long term future performance. Considering this and the consistent use of such robust ten year information for management reporting purpose, the Group uses ten year plans for the purpose of impairment testing and accordingly, effective financial year beginning April 1, 2012, has revised the financial projection period for impairment review for Mobile Services — Africa CGU group, from five years to ten years. Since the value in use exceeds the carrying amount of CGU, the fair value less costs to sell is not determined.

The key assumptions used to determine the recoverable amount for the CGUs, including sensitivity analysis, are disclosed and further explained in note 14.

Effective financial year beginning April 1, 2012, the Group has changed the date for annual impairment testing of goodwill from March 31 for Mobile services — Africa CGU group and from September 30 for other CGUs, to December 31 to align the impairment testing date of all CGUs.

Notes to consolidated financial statements

Accordingly, the Group tests goodwill for impairment annually on December 31 and whenever there are indicators of impairment. If some or all of the goodwill, allocated to a CGU, is recognized in a business combination during the year, that unit is tested for impairment before the end of that year.

b) Allowance for Uncollectible Trade Receivables

Trade receivables do not carry any interest and are stated at their nominal value as reduced by appropriate allowances for estimated irrecoverable amounts. Estimated irrecoverable amounts are based on the ageing of the receivable balances and historical experience. Additionally, a large number of minor receivables is grouped into homogeneous groups and assessed for impairment collectively. Individual trade receivables are written off when management deems them not to be collectible. The carrying amount of allowance for doubtful debts is ₹ 21,913 Mn and ₹ 18,988 Mn as of March 31, 2013 and March 31, 2012, respectively.

c) Asset Retirement Obligations (ARO)

In determining the fair value of the ARO provision the Group uses technical estimates to determine the expected cost to dismantle and remove the infrastructure equipment from the site and the expected timing of these costs. Discount rates are determined based on the government bond rate of a similar period as the liability. The carrying amount of provision for ARO is ₹ 9,180 Mn and ₹ 5,905 Mn as of March 31, 2013 and March 31, 2012, respectively.

d) Taxes

Uncertainties exist with respect to the interpretation of complex tax regulations and the amount and timing of future taxable income. Given the wide range of international business relationships and the long-term nature and complexity of existing contractual agreements, differences arising between the actual results and the assumptions made, or future changes to such assumptions, could necessitate future adjustments to tax income and expense already recorded. The Group establishes provisions, based on reasonable estimates, for possible consequences of audits by the tax authorities of the respective countries in which it operates. The amount of such provisions is based on various factors, such as experience of previous tax audits and differing interpretations of tax regulations by the taxable entity and the responsible tax authority. Such differences of interpretation may arise on a wide variety of issues depending on the conditions prevailing in the respective Group company's domicile.

Deferred tax assets are recognized for all unused tax losses to the extent that it is probable that taxable profit will be available against which the losses can be utilized. Significant management judgment is required to determine the amount of deferred tax assets that can be recognized, based upon the likely timing and the level of future taxable profits, future tax planning strategy and recent business performances and developments.

Also refer note 11 — Income Taxes.

e) Assets, Liabilities and Contingent Liabilities Acquired in a Business Combination

The amount of goodwill initially recognized as a result of a business combination is dependent on the allocation of the purchase price to the fair value of the identifiable assets acquired and the liabilities assumed. The determination of the fair value of the assets and liabilities is based, to a considerable extent, on management's judgment.

The Group has considered all pertinent factors and applied its judgment in determining whether information obtained during the measurement period should result in an adjustment to the provisional amounts recognized at acquisition date or its impact should be accounted as post-acquisition transaction.

Allocation of the purchase price affects the results of the Group as finite lived intangible assets are amortized, whereas indefinite lived intangible assets, including goodwill, are not amortized and could result in differing amortization charges based on the allocation to indefinite lived and finite lived intangible assets.

Notes to consolidated financial statements

Identifiable intangible assets acquired under business combination include license, customer base, distribution network and brands. The fair value of these assets is determined by discounting estimated future net cash flows generated by the asset, where no active market for the asset exists. The use of different assumptions for the expectations of future cash flows and the discount rate would change the valuation of the intangible assets. The relative size of the Group's intangible assets, excluding goodwill, makes the judgments surrounding the estimated useful lives critical to the Group's financial position and performance.

Further details on purchase price allocation have been disclosed in note 7.

f) Intangible Assets

Refer note 3.6 for the estimated useful life of intangible assets. The carrying value of intangible assets has been disclosed in note 13.

g) Property, Plant and Equipment

Refer note 3.7 for the estimated useful life of property, plant and equipment. The carrying value of property, plant and equipment has been disclosed in note 12.

Property, plant and equipment represent a significant proportion of the asset base of the Group. Therefore, the estimates and assumptions made to determine their carrying value and related depreciation are critical to the Group's financial position and performance.

The charge in respect of periodic depreciation is derived after determining an estimate of an asset's expected useful life and the expected residual value at the end of its life. Increasing an asset's expected life or its residual value would result in a reduced depreciation charge in profit or loss.

The useful lives and residual values of Group assets are determined by management at the time the asset is acquired and reviewed periodically. The lives are based on historical experience with similar assets as well as anticipation of future events, which may impact their life, such as changes in technology. Furthermore, network infrastructure is depreciated over a period beyond the expiry of the associated license, under which the operator provides telecommunications services, if there is a reasonable expectation of renewal or an alternative future use for the asset.

h) Activation and Installation Fees

The Group receives activation and installation fees from new customers. These fees together with directly attributable costs are amortized over the estimated duration of customer life. The customer life is reviewed periodically. The estimated customer life principally reflects management's view of the average economic life of the customer base and is assessed by reference to key performance indicators (KPIs) which are linked to establishment/ascertainment of customer life. A change in such KPIs may lead to a change in the estimated useful life and an increase/decrease in the amortization income/charge. The Group believes that the change in such KPIs will not have any material effect on the financial statements.

i) Contingencies

Refer note 35 (ii) for details of contingencies.

5. Standards Issued But Not yet Effective up to the Date of Issuance of the Group's Financial Statements

The standards and interpretations that are issued, but not yet effective, up to the date of issuance of the Group's financial statements are disclosed below. The Group intends to adopt these standards, if applicable, when they become effective.

Notes to consolidated financial statements

a) IFRS 9 Financial Instruments

In November 2009, International Accounting Standards Board issued IFRS 9, “*Financial Instruments*”, to reduce complexity of the current rules on financial instruments as mandated in IAS 39, “*Financial Instruments: Recognition and Measurement*”. The effective date of IFRS 9 is annual periods beginning on or after January 1, 2015 with early adoption permitted.

IFRS 9 requires financial assets to be classified into two measurement categories: those measured at fair value and those measured at amortized cost. Further it eliminates the rule based requirement of segregating embedded derivatives and tainting rules pertaining to held to maturity investments. For an investment in an equity instrument which is not held for trading, the standard permits an irrevocable election, on initial recognition, on an individual share-by-share basis, to present all fair value changes from the investment in other comprehensive income. No amount recognized in other comprehensive income would ever be reclassified to profit or loss. IFRS 9 was further amended in October 2010, and such amendment introduced requirements on accounting for financial liabilities. This amendment addresses the issue of volatility in the profit or loss due to changes in the fair value of an entity’s own debt. It requires the entity, which chooses to measure a liability at fair value, to present the portion of the fair value change attributable to the entity’s own credit risk in the other comprehensive income.

The Company is required to adopt the standard by the financial year commencing April 1, 2015. The Company is currently evaluating the requirements of IFRS 9, and has not yet determined the impact on the consolidated financial statements.

b) IFRS 10 Consolidated Financial Statements

In May 2011, International Accounting Standards Board issued IFRS 10, “*Consolidated Financial statements*”. The effective date of IFRS 10 is annual periods beginning on or after January 1, 2013 with early adoption permitted.

IFRS 10 replaces the consolidation requirements in SIC-12 Consolidation of Special Purpose Entities and IAS 27 Consolidated and Separate Financial Statements.

IFRS 10 establishes a single basis for consolidation for all entities which is based on the principles of control, regardless of the nature of the investee. The Standard provides additional guidance for the determination of control in cases of ambiguity such as franchisor franchisee relationship, de facto agent, silos and potential voting rights.

IFRS 10 was further amended in June, 2012 to define the ‘date of initial application’ of IFRS 10 as the beginning of the annual reporting period in which IFRS 10 is applied for the first time and clarify that if the consolidation conclusion reached at the date of initial application is different under IAS 27/SIC-12 and IFRS 10, an entity is required to adjust retrospectively its immediately preceding period as if the requirements of IFRS 10 had always been applied, with any adjustments recognized in opening equity (if practicable). The amendment also provides relief from disclosing the impact on each financial statement line item affected and earnings per share for the current period. It also provides the additional transitional relief to limit the requirement to provide adjusted comparative information to the immediately preceding period. The effective date of amendment is annual periods beginning on or after January 1, 2013 with early adoption permitted.

The Company is required to adopt IFRS 10 including the amendments thereto by the financial year commencing April 1, 2013. The Company believes that the adoption of the standard will not have any significant impact on the consolidated financial statements.

c) IFRS 11 Joint Arrangements

In May 2011, International Accounting Standards Board issued IFRS 11, “*Joint arrangements*”. The effective date of IFRS 11 is annual periods beginning on or after January 1, 2013 with early adoption permitted.

IFRS 11 replaces IAS 31, “*Interests in Joint Ventures*” and SIC-13, “*Jointly-controlled Entities-Non-monetary Contributions by Venturers*”. IFRS 11 defines joint control as the contractually agreed sharing of control of an arrangement; which exists

Notes to consolidated financial statements

only when the decisions about the relative activities require the unanimous consent of the parties sharing control. The reference to 'control' in 'joint control' refers to the definition of 'control' under IFRS 10. IFRS 11 also changes the accounting for joint arrangements by moving from three categories under IAS 31 (jointly controlled operations, jointly controlled assets and jointly controlled entities) to two categories: joint operations and joint ventures. IFRS 11 removes the option to account for jointly controlled entities using the proportionate consolidation method. Jointly controlled entities that meet the definition of a joint venture must be accounted for using the equity method. IFRS 11 requires that the nature and the substance of the contractual rights and obligations arising from arrangement are considered when classifying it as either a joint operation or a joint venture; the legal form or structure of the arrangement is not the most significant factor in classifying the arrangement.

IFRS 11 was further amended in June, 2012 and provides relief similar to IFRS 10 from the presentation or adjustment of comparative information for periods prior to the immediately preceding period and also provides relief from disclosing the impact on each financial statement line item affected and earnings per share for the current period. The effective date of amendment is annual periods beginning on or after January 1, 2013 with early adoption permitted.

The Company is required to adopt IFRS 11 including the amendments thereto by the financial year commencing April 1, 2013 with retrospective effective.

Jointly controlled entities of the Group (refer note 40 for list of joint ventures) qualify as joint ventures under the Standard and would be required to be accounted for using the equity method as compared to proportionate consolidation method presently followed by the Company. This will result in recognizing a single line item for investment in a joint venture in the statement of financial position, and a single line item for the proportionate share of net income and changes in other comprehensive income in the income statement and in the statement of comprehensive income respectively. This will result in reduction in revenue by ₹ 34,068 Mn, other income by ₹ 53 Mn, expense by ₹ 24,811 Mn, net finance cost by ₹ 3,761 Mn, income tax by ₹ 1,967 Mn and increase in share of results of joint ventures by ₹ 3,582 Mn with no impact on the net profit for the year ended March 31, 2013. In the statement of financial position as of March 31, 2013, the Standard will result in reduction in total liabilities by ₹ 80,977 Mn and total assets excluding investment in associates/joint ventures by ₹ 92,287 Mn and increase in investment in associates/joint ventures by ₹ 11,310 Mn with no change in total equity.

d) IFRS 12 Disclosure of Interests in Other Entities

In May 2011, International Accounting Standards Board issued IFRS 12, "*Disclosure of interests in other entities*". The effective date of IFRS 12 is annual periods beginning on or after January 1, 2013 with early adoption permitted.

IFRS 12 is a new and comprehensive standard on disclosure requirements for all forms of interests in other entities, including subsidiaries, joint arrangements, associates, special purpose vehicles and other off balance sheet vehicles. One of major requirements of IFRS 12 is that an entity needs to disclose the significant judgment and assumptions it has made in determining:

- a. Whether it has control, joint control or significant influence over another entity.
- b. The type of joint arrangement (i.e. joint operation or joint venture) when the joint arrangement is structured through a separate vehicle.

IFRS 12 also expands the disclosure requirements for subsidiaries with Non-controlling interest, joint arrangements and associates that are individually material. IFRS 12 introduces the term — "*Structured entity*" by replacing the concept of Special Purpose entities that was previously used in SIC 12; and requires enhanced disclosures by way of nature and extent of, and changes in, the risks associated with its interests in both its consolidated and unconsolidated structured entities.

IFRS 12 was further amended in June, 2012 and provides relief similar to IFRS 10 from the presentation or adjustment of comparative information for periods prior to the immediately preceding period. The amendments to IFRS 12 also provide

Notes to consolidated financial statements

additional transitional relief by eliminating the requirement to present comparatives for the disclosures relating to unconsolidated structured entities for any period before the first annual period for which IFRS 12 is applied. The effective date of amendments is annual periods beginning on or after January 1, 2013 with early adoption permitted.

The Company is required to adopt IFRS 12 including the amendments thereto by the financial year commencing April 1, 2013.

Standard will result in enhanced disclosures and does not have any impact on the amount recognized in the statement of financial position, income statement, statement of comprehensive income and statement of changes in equity.

e) IFRS 13 Fair Value Measurement

In May 2011, the International Accounting Standards Board issued IFRS 13 to provide a specific guidance on fair value measurement and requires enhanced disclosures for all assets and liabilities measured at fair value, not restricting to financial assets and liabilities. The standard introduces a precise definition of fair value and provides guidance on how fair value is measured under IFRS when fair value is required or permitted. IFRS 13 sets out in a single standard a framework to measure the fair value and it also requires disclosures about the fair value measurement. The effective date for IFRS 13 is annual periods beginning on or after January 1, 2013 with early adoption permitted. The Company is required to adopt the standard by the financial year commencing April 1, 2013. The Company believes that the adoption of the standard will not have any significant impact on the consolidated financial statements.

f) IAS 27 (Amended) Consolidated and Separate Financial Statements

In May 2011, International Accounting Standards Board amended IAS 27, "*Consolidated and Separate Financial Statements*." The effective date of the amended IAS 27 is annual periods beginning on or after January 1, 2013 with early adoption permitted. With the issuance of IFRS 10 and IFRS 12, scope of IAS 27 is limited to accounting for subsidiaries, jointly controlled entities, and associates in separate financial statements.

The Company is required to adopt IAS 27 by the financial year commencing April 1, 2013. The Company believes that the adoption of the standard will not have any significant impact on the consolidated financial statements.

g) IAS 28 (Revised) Investments in Associates and Joint Ventures

In May 2011, International Accounting Standards Board amended IAS 28, "*Investments in Associates and Joint Ventures*", as a consequence of the new IFRS 11 and IFRS 12, IAS 28 has been renamed IAS 28 Investments in Associates and Joint Ventures, and describes the application of the equity method to investments in joint ventures in addition to associates.

The effective date of the amended IAS 28 is annual periods beginning on or after January 1, 2013 with early adoption permitted. The Company is required to adopt IAS 28 by the financial year commencing April 1, 2013. The Company believes that the adoption of the standard will not have any significant impact on the consolidated financial statements.

h) Amendments to IAS 1 Presentation of Financial Instruments

In June 2011, the International Accounting Standards Board issued amendments to IAS 1. The amendments require companies preparing financial statements in accordance with IFRSs to group items within other comprehensive income that may be reclassified to the profit or loss separately from those items which would not be recyclable to the income statement. It also requires the tax associated with items presented before tax to be shown separately for each of the two groups of other comprehensive income items (without changing the option to present items of other comprehensive income either before tax or net of tax).

The amendments also reaffirm existing requirements that items in other comprehensive income and profit or loss should be presented as either a single statement or two consecutive statements.

Notes to consolidated financial statements

The amendment is applicable to annual periods beginning on or after July 1, 2012, with early adoption permitted. The Company is required to adopt the amendments by the financial year commencing April 1, 2013. The Company believes that the adoption of the standard will not have any significant impact on the consolidated financial statements.

i) Amendments to IAS 19 Employee Benefits

In June 2011, International Accounting Standards Board issued amendments to IAS 19. The revised standard includes a number of amendments that range from fundamental changes to simple clarifications and re-wording. The most significant changes that will apply are:

- Actuarial gains and losses are to be recognized in OCI when they occur. Amounts recognized in profit or loss are limited to current and past service costs, gains or losses on settlements and net interest income (expense). All other changes in the net defined benefit asset/liability are recognized in other comprehensive income with no subsequent recycling to profit and loss.
- The net interest income or expense is the product of the net balance sheet liability or asset and the discount rate used to measure the obligation — both as at the start of the year.
- Objectives for disclosures of defined benefits plans are explicitly stated in the revised IAS 19, along with new or revised disclosure requirements. These new disclosures include quantitative information of the sensitivity of the defined benefit obligation to a reasonably possible change in each significant actuarial assumption.
- Termination benefits will be recognized at the earlier of when the offer of termination cannot be withdrawn, or when the related restructuring costs are recognized under IAS 37, Liabilities.
- The distinction between short-term and long-term employee benefits will be based on expected timing of settlement rather than the employee's entitlement benefits.

The Company is required to adopt the amendments by the financial year commencing April 1, 2013. The amendments need to be adopted retrospectively with certain exceptions. The amendment will impact the accounting of actuarial gains and losses on defined benefit obligations of the Group, which is presently being recognized in the income statement. These would be required to be recognized in the other comprehensive income. Actuarial loss of ₹ 107 Mn for the year ended March 31, 2013 recognized in the income statement would be recognized in other comprehensive income once the amendments become effective.

j) Amendments to IAS 32 Financial Instruments: Presentation

In December 2011, the International Accounting Standards Board issued amendments to IAS 32. The IASB amended the accounting requirements related to offsetting of financial assets and financial liabilities.

Amendments to IAS 32 clarify the meaning of 'currently has a legally enforceable right of set-off' and also clarify the application of IAS 32 offsetting criteria to settlement systems which apply gross settlement mechanisms that are not simultaneous.

The Company is required to adopt the amendments to IAS 32 by the financial year commencing April 1, 2014. The Company believes that the adoption of the standard will not have any significant impact on the consolidated financial statements.

k) Amendments to IFRS 7 Financial Instruments: Disclosures

In December 2011, the International Accounting Standards Board issued amendments to IFRS 7. The IASB amended the disclosures requirements related to offsetting of financial assets and financial liabilities.

Notes to consolidated financial statements

The amendments to IFRS 7 require an entity to disclose information about rights of offset and related arrangements (such as collateral posting requirements). The new disclosures are required for all recognized financial instruments that are set off in accordance with IAS 32. These disclosures also apply to recognized financial instruments that are subject to an enforceable master netting arrangement or 'similar arrangement', irrespective of whether they are set-off in accordance with IAS 32.

The Company is required to adopt the amendments to IFRS 7 by the financial year commencing April 1, 2013. The Company believes that the adoption of the standard will not have any significant impact on the consolidated financial statements.

I) The following Interpretations and amendments to standards have been issued as of March 31, 2013 but not yet effective and have not yet been adopted by the Group. These are not expected to have any significant impact on the consolidated financial statements:

S. No.	Standards/Interpretations/Amendments	Month of issue	Effective date — annual periods beginning on or after
1	IFRIC Interpretation 20, " <i>Stripping Costs in the Production Phase of a Surface Mine</i> "	October, 2011	January 1, 2013
2	Amendment to IFRS 1, " <i>First time adoption of International Financial Reporting Standards</i> "	March, 2012	January 1, 2013
3	Annual Improvements	May, 2012	January 1, 2013

6. Segment Reporting

The Group's operating segments are organized and managed separately through the respective business managers, according to the nature of products and services provided, with each segment representing a strategic business unit. These business units are reviewed by the Executive Chairman of the Group (Chief operating decision maker).

Effective April 1, 2012, in line with the changes in the internal reporting, the Broadband Wireless Access (BWA) services reported earlier under 'Telemedia Services', is now reported as part of 'Mobile Services India & South Asia (SA)'. Segment comparatives have been restated to reflect the changes described above.

The revised reporting segments of the Group are as below:

Mobile Services India and South Asia (SA): These services cover voice and data telecom services provided through wireless technology (2G/3G/4G) in the geographies of India and South Asia (SA). This includes the captive national long distance networks which primarily provide connectivity to the mobile services business in India.

Mobile Services Africa: These services cover provision of voice and data telecom services offered to customers in Africa continent. This also includes corporate headquarter costs of the Group's Africa operations.

Telemedia Services: These services cover voice and data communications based on fixed network and broadband technology.

Digital TV Services: This includes digital broadcasting services provided under the Direct-to-home platform.

Airtel Business: These services cover end-to-end telecom solutions being provided to large Indian and global corporations by serving as a single point of contact for all telecommunication needs across data and voice (domestic as well as international long distance), network integration and managed services.

Tower Infrastructure Services (formerly known as 'Passive Infrastructure Services'): These services include setting up, operating and maintaining wireless communication towers in India.

Others: These comprise of Mobile commerce services, and also includes administrative and support services provided to other segments.

Notes to consolidated financial statements

The measurement principles for segment reporting are based on IFRSs adopted in the consolidated financial statements. Segment's performance is evaluated based on segment revenue and profit or loss from operating activities i.e. segment results.

Operating revenues and expenses related to both third party and inter-segment transactions are included in determining the segment results of each respective segment. Finance income earned and finance expense incurred is not allocated to individual segment and the same has been reflected at the Group level for segment reporting. Inter segment pricing and terms are reviewed and changed by the management to reflect changes in market conditions and changes to such terms are reflected in the period the change occurs. Segment information prior to the change in terms is not restated. These transactions have been eliminated on consolidation. The total assets disclosed for each segment represent assets directly managed by each segment, and primarily include receivables, property, plant and equipment, intangibles, inventories, operating cash and bank balances, inter segment assets and exclude derivative financial instruments, deferred tax assets and income tax recoverable.

Segment liabilities comprise operating liabilities and exclude external borrowings, provision for taxes, deferred tax liabilities and derivative financial instruments. Segment capital expenditure comprises additions to property, plant and equipment and intangible assets (net of rebates, where applicable).

Unallocated expenses/results, assets and liabilities include expenses/results, assets and liabilities (including inter-segment assets and liabilities) of corporate headquarters of the Group and other activities not allocated to the operating segments. These also include current taxes, deferred taxes and certain financial assets and liabilities not allocated to the operating segments.

Notes to consolidated financial statements

Summary of the Segmental Information as of and for the year ended March 31, 2013 is as follows:

Description	Mobile Services		Airtel Business	Digital TV Services	Tower Infrastructure Services	Others	Unallocated	Eliminations	Consolidated
	India & South Asia	Mobile Services Africa							
Revenue from external customers	419,908	237,620	40,243	16,240	54,719	59	—	—	803,112
Inter segment revenue	20,327	2,819	12,959	54	48,435	3,474	—	(91,903)	—
Total revenues	440,235	240,439	53,202	16,294	103,154	3,533	—	(91,903)	803,112
Segment result	70,677	15,569	3,693	(8,105)	16,364	(684)	(10,288)	67	93,740
Share of profits/(loss) in associates									(76)
Finance income									5,633
Finance costs									(49,477)
Earnings before taxation									49,820
Other segment items									
Period capital expenditure	(65,688)	(43,054)	(6,121)	(7,618)	(19,773)	(159)	(3,034)	8,084	(145,918)
Depreciation and amortization	(64,461)	(47,578)	(5,668)	(8,557)	(22,197)	(40)	(469)	3,763	(154,964)
As of March 31, 2013									
Segment assets	820,765	687,410	106,678	22,108	250,774	1,854	157,733	(481,887)	1,673,232
Segment liabilities	187,005	138,521	43,699	50,246	50,523	1,976	1,072,225	(481,979)	1,129,129

Notes to consolidated financial statements

Summary of the Segmental Information as of and for the year ended March 31, 2012 is as follows:

Description	Mobile Services		Telemedia Services	Airtel Business	Digital TV Services	Tower Infrastructure Services	Eliminations	Consolidated
	India & South Asia	Africa						
Revenue from external customers	386,716	197,796	33,694	33,082	12,919	50,301	—	714,508
Inter segment revenue	16,375	469	3,577	11,459	41	44,808	(79,846)	—
Total revenues	403,091	198,265	37,271	44,541	12,960	95,109	(79,846)	714,508
Segment result	82,221	14,147	7,172	2,629	(7,198)	14,641	(9,792)	103,442
Share of profits/(loss) in associates	—	—	—	—	—	—	—	(74)
Finance Income	—	—	—	—	—	—	—	2,643
Finance Cost	—	—	—	—	—	—	—	(40,828)
Earnings before taxation								65,183
Other segment items								
Period capital expenditure	(38,784)	(72,789)	(8,592)	(7,025)	(8,285)	(13,800)	(167)	(143,978)
Depreciation and amortization	(54,446)	(38,644)	(8,664)	(5,684)	(7,663)	(21,303)	(521)	(133,681)
As of March 31, 2012								
Segment assets	678,106	679,350	76,935	102,660	23,397	206,446	216,853	1,570,616
Segment liabilities	159,810	229,597	42,236	44,194	42,908	43,533	886,428	1,036,808

Notes to consolidated financial statements

Particulars	As of	As of
	March 31, 2013	March 31, 2012
	(₹ Millions)	
Unallocated Assets comprise of:		
Derivative financial assets	4,663	4,893
Deferred tax asset	59,245	51,277
Income tax recoverable	12,040	9,049
Inter-segment loans/receivables	53,174	130,334
Short-term investments	11,221	6,615
Others	17,390	14,685
Total	157,733	216,853

Particulars	As of	As of
	March 31, 2013	March 31, 2012
	(₹ Millions)	
Unallocated Liabilities comprise of:		
Borrowings	729,608	690,232
Derivative financial liabilities	1,112	567
Deferred tax liability	15,873	11,621
Income tax liabilities	7,628	7,596
Inter-segment loans/payables	310,418	169,454
Others	7,586	6,958
Total	1,072,225	886,428

Borrowings include amount borrowed for the acquisition of 3G and BWA Licenses ₹ 52,225 Mn and ₹ 61,117 Mn and for funding the acquisition of Africa operations and other borrowings of Africa operations ₹ 537,760 Mn and ₹ 508,113 Mn as of March 31, 2013 and March 31, 2012, respectively.

Geographical Information:

Information concerning geographical areas by location of the entity is as follows:

(a) Revenue from External Customers:

Particulars	Year ended	Year ended
	March 31, 2013	March 31, 2012
	(₹ Millions)	
India	543,732	499,994
Africa	237,620	197,796
Rest of the World	21,760	16,718
Total	803,112	714,508

(b) Non-current Assets (Property, plant and equipment and Intangible assets):

Particulars	As of	As of
	March 31, 2013	March 31, 2012
	(₹ Millions)	
India	701,590	678,291
Africa	632,241	625,732
Rest of the World	35,407	31,798
Total	1,369,238	1,335,821

7. Business Combination/Disposal of Subsidiary/ Other Acquisitions/Transaction with Non-controlling Interest

a) Acquisition of 49 per cent. interest in Wireless Business Services Pvt. Ltd., Wireless Broadband Business Services (Delhi) Pvt. Ltd., Wireless Broadband Business Services (Kerala) Pvt. Ltd. and Wireless Broadband Business Services (Haryana) Pvt. Ltd.

Pursuant to a definitive agreement dated May 24, 2012, the Company has acquired 49 per cent. stake for a consideration of ₹ 9,281 Mn (USD 165 Mn) in Qualcomm Asia Pacific's (Qualcomm AP) 4 Indian subsidiaries ("BWA entities"), (i) Wireless Business Services Private Limited- that holds Category 'A' ISP licenses and broadband wireless spectrum in the frequencies of 2327.5 – 2347.5 for the Service Area of Mumbai, 2327.5 – 2347.5 for the Service Area of Delhi, 2325.0 – 2345.0 for the Service Area of Kerala and 2362.5 – 2382.5 for the Service Area of Haryana, (ii) Wireless Broadband Business Services (Delhi) Private Limited, (iii) Wireless Broadband Business Services (Kerala) Private Limited and (iv) Wireless Broadband Business Services (Haryana) Private Limited, partly by way of acquisition of 26 per cent. equity interest from its existing shareholders and balance 23 per cent. by way of subscription of fresh equity in the referred entities.

During the year ended March 31, 2013, schemes of amalgamation have been filed for amalgamation of Wireless Broadband Business Services (Delhi) Private Limited, Wireless Broadband Business Services (Kerala) Private Limited and Wireless Broadband Business Services (Haryana) Private Limited with Wireless Business Services Private Limited under Section 391 and 394 of the Companies Act, 1956 with the High Courts. The main object of these companies is to carry on the business of internet and broadband services.

The agreement contemplates that once commercial operations are launched, subject to certain terms and conditions, the Company has the option to assume complete ownership and financial responsibility for the BWA entities by the end of 2014.

During the three months period ended June 30, 2012, the Group has accounted for the BWA entities as associates. Considering the non-existence of market for the License (including spectrum), and consequently, the time involved in determining the fair valuation of the same, the license including spectrum was provisionally accounted for at the book value. The Group's share of the provisional fair values of net assets amounted to ₹ 3,268 Mn (including proportionate share of capital subscribed of ₹ 2,380 Mn) on the date of acquisition. The goodwill arising on the acquisition of ₹ 6,013 Mn was recorded as part of the investment in associates.

Effective July 1, 2012, the Group has started exercising its right of joint control over the activities of the joint venture and has accordingly accounted for the BWA entities as Joint Ventures and has accounted the transaction as per the acquisition method of accounting. Accordingly, all the assets and liabilities have been measured at their fair values as on the acquisition date and the purchase consideration has been allocated to the net assets.

The goodwill recognized in the transaction consists largely of the synergies and economies of scale expected from the combined operation of the Group and BWA entities.

Notes to consolidated financial statements

The following table summarizes the fair value of the consideration paid and the fair value at which the assets acquired and the liabilities assumed are recognized as of the date of acquisition, i.e. May 24, 2012.

<u>Particulars</u>	<u>As determined on the date of acquisition</u> (₹ Millions)
Purchase consideration	
Cash* (A)	7,645
Acquisition related cost (included in Selling, general and administrative expenses in the consolidated income statement)	1
Recognized amount of Identifiable assets acquired and liabilities assumed (proportionate share of the Group)	
Assets Acquired	
Intangible Assets	28,812
Other Non-financial assets	2,011
Current Assets	3,454
Liabilities assumed	
Non Current liabilities	(1,538)
Current liabilities	(26,269)
Net Identifiable assets (B)	6,470
Goodwill (A-B)	<u>1,175</u>

* Net of ₹ 812 Mn to be adjusted against the amount to be paid for the purchase of balance shares and ₹ 823 Mn of the consideration identified towards fair value of the contract for the purchase of balance shares.

None of the goodwill recognized is deductible for income tax purposes.

From the date of acquisition, BWA entities has contributed revenue of ₹ Nil to the consolidated revenue and loss before tax of ₹ 207 Mn to the consolidated net profit before tax of the Group, for the year ended March 31, 2013, respectively. The fair value and the carrying amount of the acquired receivables as of the date of acquisition is NIL.

Analysis of Cash Flows on Acquisition

<u>Particulars</u>	<u>Total</u> (₹ Millions)
Cash consideration paid	9,281
Net cash acquired with the acquisition*	(3,379)
Investment, net of cash acquired (A)	5,902
(Included in cash flows from investing activities)	
Transaction cost of the acquisition (included in cash flows from operating activities) (B)	1
Total in respect of business combination (A+B)	<u>5,903</u>

* Includes proportionate share of ₹ 2,380 Mn of the capital subscribed.

b) Acquisition of 100 per cent. Interest in Bharti Airtel Africa B.V. (Erstwhile Zain Africa B.V. ('Zain'))

The Group entered into a share purchase agreement with Zain International BV to acquire 100 per cent. equity interest in Zain Africa B.V. ('Zain') as of March 30, 2010 for USD 9 Bn. The transaction was closed on June 8, 2010. With this acquisition, the Group has made an additional step towards its objective to expand globally and create its presence in the African market.

Notes to consolidated financial statements

The acquisition was accounted for in the books, using the acquisition method and accordingly, all the assets and liabilities were measured at their preliminary fair values as on the acquisition date and the purchase consideration was allocated to the net assets.

The goodwill recognized in the transaction consists largely of the synergies and economies of scale expected from the combined operation of the Group and Zain Africa B.V. and certain intangible assets such as one network arrangement, assembled work force, domain name and co-location agreement which have not been recognized separately as these do not meet the criteria for recognition as intangible assets under IAS 38 "Intangible Assets".

The following table summarizes the fair value of the consideration paid, the amount at which assets acquired and the liabilities assumed are recognized and non-controlling interest in Bharti Airtel Africa B.V. as of the date of acquisition, i.e., June 8, 2010.

Particulars	As determined as of June 7, 2011	As determined as of March 31, 2011	As determined on the date of acquisition
		(₹ Millions)	
Purchase consideration			
Cash	374,091	374,091	374,091
Deferred consideration at fair value	36,565	47,786	47,786
Total (A)	410,656	421,877	421,877
Acquisition related cost (included in Selling, general and administrative expenses in the consolidated income statement)	1,417	1,417	1,417

Recognized amount of Identifiable assets acquired and liabilities assumed

Particulars	As determined as of June 7, 2011	As determined as of March 31, 2011	As determined on the date of acquisition
		(₹ Millions)	
Assets acquired			
Property, plant & equipment	104,925	122,002	126,271
Intangible assets	97,934	81,036	81,035
Current assets	64,619	63,684	63,312
Liabilities assumed			
Non current liabilities	(76,356)	(76,182)	(75,543)
Current liabilities	(106,581)	(103,871)	(102,126)
Contingent liability (legal & tax cases)	(7,435)	(7,435)	(8,347)
Net identifiable assets (B)	77,106	79,234	84,602
Non controlling interest in Zain (C)	5,858	6,610	7,418
Goodwill*(A-B+C)	339,408	349,253	344,693

During the three months period ended June 30, 2011, the end of measurement period, the Group completed the fair valuation of net assets acquired as at the acquisition date and settled the deferred purchase consideration after adjusting for the claims of ₹ 11,221 Mn identified subsequent to the acquisition date as per the Share Purchase Agreement. The change in the net assets acquired as determined as of March 31, 2011 is primarily on account of decrease in provisional fair valuation of tangible assets by ₹ 17,077 Mn, increase in provisional fair valuation of intangible assets by ₹ 16,898 Mn and balance decrease of ₹ 1,197 Mn is on account of change in fair valuation of other assets and liabilities (including reduction in non controlling interest by ₹ 752 Mn). These have resulted in net reduction in goodwill by ₹ 9,845 Mn. Net depreciation and amortization expense (net of tax and non-controlling interest) of ₹ 429 Mn on account of finalization of fair valuation of tangible and intangible assets has been recognized in profit or loss on completion of the fair value of net assets acquired as at the acquisition date. The Group has assessed the above change as immaterial.

Notes to consolidated financial statements

* Subsequent to the completion of the measurement period, the Group has identified certain errors post the acquisition date. This has resulted into further reduction of goodwill by ₹ 1,708 Mn (including reduction in deferred consideration by ₹ 211 Mn) during the financial year ended March 31, 2012 and increase in goodwill by ₹ 308 Mn during the financial year ended March 31, 2013. The Group has assessed the above change as immaterial for any restatement considerations.

None of the goodwill recognized is deductible for income tax purpose.

The details of receivables acquired through business combination are as follows:

<u>Particulars</u>	<u>Fair Value</u>	<u>Gross Contractual amount of Receivable</u>	<u>Best estimate of amount not expected to be collected</u>
		(₹ Millions)	
As determined on the date of acquisition	12,607	17,833	(5,226)
As determined as of March 31, 2011	11,992	17,833	(5,841)
As determined as of June 7, 2011	11,802	17,833	(6,031)

Analysis of Cash Flows on Acquisition

<u>Particulars</u>	<u>Three months period ended June 30, 2011</u>	<u>Year ended March 31, 2011</u>
	(₹ Millions)	
Cash consideration paid (at exchange rate on the date of payment, including foreign exchange gain of ₹ 1,369 Mn for the three months period ended June 30, 2011 & ₹ 464 Mn for the year ended March 31, 2011)	25,196	384,300
Net cash acquired with the subsidiary	—	(13,159)
Investment in subsidiary, net of cash acquired (A) (included in cash flows from investing activities)	25,196	371,141
Transaction costs of the acquisition (B)* (included in cash flows from operating activities)	—	906
Total cash outflow in respect of business combination (A+B)	<u>25,196</u>	<u>372,047</u>

* Additional transaction cost for the acquisition of ₹ 511 Mn was incurred during the year ended March 31, 2010.

c) Acquisition of 100 per cent. interest in Airtel (Seychelles) Limited (Erstwhile Telecom Seychelles Limited), Seychelles

The Group entered into a share purchase agreement with Seejay Cellular Limited to acquire 100 per cent. equity interest in Airtel (Seychelles) Limited on August 23, 2010 for ₹ 2,903 Mn. The transaction was closed on August 27, 2010. This acquisition was done for the Group's objective to expand its presence globally.

The acquisition was accounted for in the books, using the acquisition method and accordingly, all the assets and liabilities were measured at their preliminary fair values as on the acquisition date and the purchase consideration has been allocated to the net assets. The goodwill recognized in the transaction consists largely of the synergies and economies of scale expected from the combined operation of the Group and Airtel (Seychelles) Limited.

During the three months period ended September 30, 2011, the end of the measurement period, the Group has completed the fair valuation of net assets acquired as at the acquisition date. There are no changes in the fair valuation subsequent to March 31, 2011.

Notes to consolidated financial statements

The following table summarizes the fair value of the consideration paid, the amount at which assets acquired and the liabilities assumed are recognized as of August 27, 2010.

<u>Particulars</u>	<u>As determined on the date of acquisition & as of August 26, 2011</u>
	(₹ Millions)
Purchase consideration	
Cash (A)	2,903

Recognized amount of Identifiable assets acquired and liabilities assumed

<u>Particulars</u>	<u>As determined as of March 31, 2011, and August 26, 2011</u>	<u>As determined on the date of acquisition</u>
	(₹ Millions)	
Assets acquired		
Property, plant & equipment	98	98
Intangible assets	259	259
Current assets	294	294

<u>Particulars</u>	<u>As determined as of March 31, 2011, and August 26, 2011</u>	<u>As determined on the date of acquisition</u>
	(₹ Millions)	
Liabilities assumed		
Non current liabilities	(66)	(66)
Current liabilities	(283)	(377)
Net identifiable assets (B)	302	208
Non controlling interest (C)	—	—
Goodwill (A-B+C)	<u>2,601</u>	<u>2,695</u>

None of the goodwill recognized is deductible for income tax purposes.

The details of receivables acquired through business combination are as follows:

<u>As determined as of date of acquisition, March 31, 2011 and August 26, 2011</u>	<u>Fair Value</u>	<u>Gross Contractual amount of Receivable</u>	<u>Best estimate of amount not expected to be collected</u>
	(₹ Millions)		
Accounts Receivable	212	212	—

Analysis of cash flows on acquisition

	(₹ Millions)
Cash consideration paid	2,903
Net cash acquired with the subsidiary	(53)
Investment in subsidiary, net of cash acquired (A) (included in cash flows from investing activities)	2,850
Transaction costs of the acquisition (included in cash flows from operating activities) — for the year ended March 31, 2011 (B)	Nil
Total in respect of business combinations (A+B)	2,850

d) Total consolidated revenue of the Group and its joint ventures and net profit before tax of the Group, its joint ventures and associates would have been ₹ 803,112 Mn and ₹ 49,429 Mn respectively, had all the acquisitions been effective for the full year ended March 31, 2013.

Notes to consolidated financial statements

e) Dilution of Shareholding in Bharti Infratel Limited

During the year ended March 31, 2013, Bharti Infratel Limited (BIL), a subsidiary of the Company, made an Initial Public Offering (IPO) through book building process of 188,900,000 equity shares of ₹ 10 each. The IPO comprised of fresh issue of 146,234,112 equity shares of ₹ 10 each by BIL and an offer for sale of 42,665,888 equity shares of ₹ 10 each by the existing shareholders. BIL has raised ₹ 32,303 Mn from fresh issue of shares and incurred related share issue expenses of ₹ 579 Mn (deferred tax of ₹ 185 Mn has been recognized on the same). BIL's equity shares got listed on December 28, 2012 on both the Stock Exchanges (BSE & NSE).

Post the issue, the holding of the Company in BIL has reduced from 86.09 per cent. to 79.42 per cent. The equity shares were allotted on December 22, 2012. On the date of allotment, the carrying amounts of the controlling and non-controlling interests have been adjusted to reflect the changes in their relative interests in BIL. Consequently, the dilution gain of ₹ 16,649 Mn has been recognized directly in equity as attributable to the equity shareholders of the Parent.

f) Acquisition of Additional Interest in Airtel Networks Limited

On March 11, 2013, the Group acquired 13.357 per cent. of the voting shares of Airtel Networks Limited increasing its ownership to 79.059 per cent. The difference of ₹ 11,037 Mn between the consideration and the carrying value of the interest acquired including transaction cost has been recognized in 'Other components of equity'.

g) Acquisition of Additional Interest in Celtel Zambia Plc

On December 17, 2010, the Group acquired 17.47 per cent. of the voting shares of Celtel Zambia Plc increasing its ownership to 96.36 per cent. The difference of ₹ 4,120 Mn between the consideration and the carrying value of the interest acquired has been recognized in 'Other components of equity'.

On completion of the fair value allocation to the identifiable assets (tangible and intangible) and liabilities of Zain Africa B.V. (Refer note 7(b)), the consequential decrease of ₹ 193 Mn in the carrying value of interest acquired in Celtel Zambia Plc has been recognized in 'Other components of equity' during the three months period ended June 30, 2011.

h) Acquisition of Additional Interest in Airtel Networks Kenya Limited

On February 24, 2011, the Group acquired 5 per cent. of the voting shares of Airtel Networks Kenya Limited increasing its ownership to 100 per cent. The difference of ₹ 470 Mn between the consideration and the carrying value of the interest acquired has been recognized in 'Other components of equity'.

On completion of the fair value allocation to the identifiable assets (tangible and intangible) and liabilities of Zain Africa B.V. (Refer note 7(b)), the consequential increase of ₹ 93 Mn in the carrying value of interest acquired in Airtel Networks Kenya Limited has been recognized in 'Other components of equity' during the three months period ended June 30, 2011.

8. Operating Expenses

Particulars	Notes	Year ended	Year ended
		March 31, 2013	March 31, 2012
		(₹ Millions)	
Access charges		113,226	97,361
Licence fees, revenue share and spectrum charges		66,486	61,099
Network operations cost		189,315	157,598
Employee costs	8.1	40,098	35,159
Selling, general and administrative expenses		145,371	126,310
Charity & donations		390	408
		<u>554,886</u>	<u>477,935</u>

Notes to consolidated financial statements

Selling, general and administrative expenses include followings:

<u>Particulars</u>	<u>Year ended March 31, 2013</u>	<u>Year ended March 31, 2012</u>
	(₹ Millions)	
Trading inventory consumption	12,707	9,389
Diminution in value of inventory	374	584
Provision for doubtful debts	4,568	3,863

8.1 Employee Costs

<u>Particulars</u>	<u>Notes</u>	<u>Year ended March 31, 2013</u>	<u>Year ended March 31, 2012</u>
		(₹ Millions)	
Salaries, allowances & others		37,065	31,657
Defined contribution plan		1,761	1,667
Defined benefit plan/other long term benefits		832	846
Share based compensation	8.2	440	989
		<u>40,098</u>	<u>35,159</u>

Notes to consolidated financial statements

8.2 Share Based Compensation Plans

The following table provides an overview of all existing share option plans of the Group and its joint ventures:

Entity	Scheme	Plan	Year of issuance of plan	Share options granted (thousands) (₹ Millions)	Vesting period (years)	Contractual term (years)	Weighted average exercise price	Classification/ accounting treatment
Bharti Airtel	Scheme I	2001 Plan	2002	30,893	1-4	7	21.25	Equity settled
Bharti Airtel	Scheme I	2004 Plan	2004	4,380	1-4	7	35.00	Equity settled
Bharti Airtel	Scheme I	Superpot	2004	143	1-3	7	0.00	Equity settled
Bharti Airtel	Scheme I	2006 Plan	2006	5,114	1-5	7	5.52	Equity settled
Bharti Airtel	Scheme 2005	2005 Plan	2005	11,260	1-4	7	237.06	Equity settled
Bharti Airtel	Scheme 2005	2008 Plan & Annual Grant Plan (AGP)	2008	8,817	1-3	7	352.13	Equity settled
Bharti Airtel	Scheme 2005	Performance Share Plan (PSP) 2009 Plan	2009	1,691	3-4	7	5.00	Equity settled
Bharti Airtel	Scheme 2005	Special ESOP & Restricted Share Units (RSU)	2010	3,615	1-5	7	5.00	Equity settled
Bharti Airtel	Scheme 2005	LTI Plan	2011	422	1-3	7	5.00	Equity settled
Bharti Airtel	Scheme 2005	LTI Plan	2012	1,593	1-3	7	5.00	Equity settled
Bharti Airtel	Scheme 2005	LTI Plan Africa	2011	418	1-3	3	5.00	Cash settled
Bharti Infratel	Infratel plan	2008 Plan	2008	9,913	1-5	7	110.00	Equity settled
Bharti Infratel	Infratel plan	LTI Plan (Part of 2008 plan)	2012	34	1-3	7	10.00	Equity settled
Indus Towers Ltd#	Indus Plan	SAR Plan-1	2012	1	Refer note below	7	249,300.00	Cash settled
Indus Towers Ltd# (Refer note 30)	Indus Plan	SAR Plan-2	2012	0	1-3	7	₹1	Cash settled

Represents 42 per cent. of the total number of shares, under the option plan of the joint venture company.

Notes to consolidated financial statements

The vesting schedule of SAR Plan-1 stipulates vesting as applicable under the scheme or as determined by the HR and remuneration committee and communicated through award letters.

The following table exhibits the net compensation expense under respective schemes:

Entity	Scheme	Plan	Year ended	Year ended
			March 31, 2013	March 31, 2012
			(₹ Millions)	
Bharti Airtel	Scheme I	2006 Plan	66	109
Bharti Airtel	Scheme 2005	2005 Plan	1	(14)
Bharti Airtel		2008 Plan & Annual Grant Plan		
	Scheme 2005	(AGP)	(4)	43
Bharti Airtel		Performance Share Plan (PSP) 2009		
	Scheme 2005	Plan	(2)	136
Bharti Airtel		Special ESOP & Restricted Share		
	Scheme 2005	Units (RSU)	54	304
Bharti Airtel	Scheme 2005	LTI Plan	182	59
Bharti Airtel	Scheme 2005	LTI Plan Africa	40	56
Bharti Infratel	Infratel plan	2008 Plan	104	249
Bharti Infratel	Infratel plan	LTI Plan (Part of 2008 plan)	2	—
Indus Towers Ltd#	Indus Plan	2009 Plan	(121)	47
Indus Towers Ltd#	Indus Plan	SAR Plan-1	117	—
Indus Towers Ltd#	Indus Plan	SAR Plan-2	1	—
			440	989

Represents 42 per cent. of the total number of shares, under the option plan of the joint venture company.

The total carrying value of cash settled share based compensation liability is ₹ 115 Mn and ₹ 105 Mn as of March 31, 2013 and March 31, 2012, respectively.

Information concerning the share options issued to directors, officers and employees is presented below:

(Shares in Thousands)	As of March 31, 2013		As of March 31, 2012	
	Number of share options	Weighted average exercise price (₹)	Number of share options	Weighted average exercise price (₹)
Scheme I — 2006 plan				
Number of shares under option:				
Outstanding at beginning of year	1,445	5.73	2,057	5.51
Granted	62	5.04	239	5.00
Exercised	(294)	5.00	(594)	5.00
Expired	—	—	—	—
Forfeited	(28)	6.92	(257)	5.00
Outstanding at end of year	1,185	5.89	1,445	5.73
Exercisable at end of year	606	6.74	521	6.97
Scheme 2005 — 2005 plan				
Number of shares under option:				
Outstanding at beginning of year	2,602	331.48	3,468	309.34
Granted	—	—	28	156.50
Exercised	(451)	127.44	(597)	166.80
Expired	—	—	—	—
Forfeited	(415)	333.42	(297)	388.72
Outstanding at end of year	1,736	384.72	2,602	331.48
Exercisable at end of year	1,736	384.72	2,578	333.38

Notes to consolidated financial statements

(Shares in Thousands)	As of March 31, 2013		As of March 31, 2012	
	Number of share options	Weighted average exercise price (₹)	Number of share options	Weighted average exercise price (₹)
Scheme 2005 — 2008 plan and AGP				
Number of shares under option:				
Outstanding at beginning of year	4,835	355.84	5,915	355.16
Granted	—	—	34	373.38
Exercised	(16)	314.70	(246)	329.61
Expired	—	—	—	—
Forfeited	(505)	358.49	(868)	359.35
Outstanding at end of year	4,314	355.80	4,835	355.84
Exercisable at end of year	4,305	355.61	4,224	349.26
Scheme 2005 — PSP 2009 plan				
Number of shares under option:				
Outstanding at beginning of year	1,256	5.00	1,456	5.00
Granted	—	—	40	5.00
Exercised	(189)	5.00	—	—
Expired	—	—	—	—
Forfeited	(498)	5.00	(240)	5.00
Outstanding at end of year	569	5.00	1,256	5.00
Exercisable at end of year	24	5.00	—	—
Scheme 2005 — LTI Plan				
Number of shares under option:				
Outstanding at beginning of year	406	5.00	—	—
Granted	1,593	5.00	422	5.00
Exercised	(37)	5.00	—	—
Expired	—	—	—	—
Forfeited	(147)	5.00	(16)	5.00
Outstanding at end of year	1,815	5.00	406	5.00
Exercisable at end of year	61	5.00	—	—
Scheme 2005 — Special ESOP & RSU Plan				
Number of shares under option:				
Outstanding at beginning of year	2,362	5.00	2,975	5.00
Granted	—	—	361	5.00
Exercised	(478)	5.00	(578)	5.00
Expired	—	—	—	—
Forfeited	(414)	5.00	(396)	5.00
Outstanding at end of year	1,470	5.00	2,362	5.00
Exercisable at end of year	535	5.00	418	5.00
Scheme 2005 — LTI Plan Africa				
Number of shares under option:				
Outstanding at beginning of year	418	5.00	—	—
Granted	—	—	418	5.00
Exercised	—	—	—	—
Expired	—	—	—	—
Forfeited	—	—	—	—
Outstanding at end of year	418	5.00	418	5.00
Exercisable at end of year	—	—	—	—

Notes to consolidated financial statements

(Shares in Thousands)	As of March 31, 2013		As of March 31, 2012	
	Number of share options	Weighted average exercise price (₹)	Number of share options	Weighted average exercise price (₹)
Infratel Options: Plan 2008				
Number of shares under option:				
Outstanding at beginning of year	3,333	329.00	3,336	329.00
Granted	—	—	80	329.00
Bonus issue in the ratio of 1:2	6165	109.67	—	—
Exercised	(100)	109.67	—	—
Expired	—	—	—	—
Forfeited	(251)	329.00	(83)	329.00
Outstanding at end of year	9,147	109.67	3,333	329.00
Exercisable at end of year	6,431	109.67	1,631	329.00
Infratel Options: LTI Plan				
(Part of 2008 plan)				
Number of shares under option:				
Outstanding at beginning of year	—	—	—	—
Granted	34	10.00	—	—
Exercised	—	—	—	—
Expired	—	—	—	—
Forfeited	(14)	10.00	—	—
Outstanding at end of year	20	10.00	—	—
Exercisable at end of year	—	—	—	—
Indus Options: 2009 Plan^{# ^}				
Number of shares under option:				
Outstanding at beginning of year	0.91	249,300.00	1.00	249,300.00
Granted	—	—	0.08	249,300.00
Exercised	—	—	—	—
Expired	—	—	—	—
Forfeited	(0.91)	249,300.00	(0.17)	249,300.00
Outstanding at end of year	—	—	0.91	249,300.00
Exercisable at end of year	—	—	0.21	249,300.00
Indus Options: SAR Plan-1[#]				
Number of shares under option:				
Outstanding at beginning of year	—	—	—	—
Granted	0.87	249,300.00	—	—
Exercised	(0.45)	249,300.00	—	—
Expired	—	—	—	—
Forfeited	—	—	—	—
Outstanding at end of year	0.42	249,300.00	—	—
Exercisable at end of year	0.02	249,300.00	—	—
Indus Options: SAR Plan-2[#]				
Number of shares under option:				
Outstanding at beginning of year	—	—	—	—
Granted	0.01	1.00	—	—
Exercised	—	—	—	—
Expired	—	—	—	—
Forfeited	—	—	—	—
Outstanding at end of year	0.01	1.00	—	—
Exercisable at end of year	—	—	—	—

Represents 42 per cent. of the total number of shares, under the option plan of the joint venture company.

[^] As on February 1, 2013, Indus Towers Limited has cancelled its 2009 Plan.

Notes to consolidated financial statements

The following table summarizes information about options exercised and granted during the year and about options outstanding and their remaining contractual life:

Entity	Plan	Options Outstanding (thousands)	Remaining Contractual term (years)	Options Granted		Options Exercised	
				Options (thousands)	Weighted Avg Fair Value	Options (thousands)	Weighted average exercise price
Bharti Airtel	2006 Plan	1,185	0.17 to 6.72	62	302.91	294	5.00
Bharti Airtel	2005 Plan	1,736	0.17 to 5.10	—	—	451	127.44
Bharti Airtel	2008 Plan & Annual Grant Plan (AGP)	4,314	2.25 to 5.17	—	—	16	314.70
Bharti Airtel	Performance Share Plan (PSP)	—	—	—	—	—	—
Bharti Airtel	2009 Plan	569	3.34 to 5.34	—	—	189	5.00
Bharti Airtel	Special ESOP & Restricted Share Units (RSU)	1,470	4.01 to 5.10	—	—	478	5.00
Bharti Airtel	LTI Plan	1,815	5.35 to 6.36	1,593	266.44	37	5.00
Bharti Airtel	LTIP Africa	418	1.35	—	—	—	—
Bharti Infratel	2008 Plan	9,147	2.42 to 5.41	6165*	475.00	100	109.67
Bharti Infratel	LTI Plan (Part of 2008 plan)	20	6.4	34	258.00	—	—
Indus Towers Ltd#	SAR Plan-1	0.42	—	0.87	283,573.00	0.45	249,300.00
Indus Towers Ltd#	SAR Plan-2	0.01	—	0.01	283,573.00	—	—

Represents 42 per cent. of the total number of shares, under the option plan of the joint venture company.

* Represents bonus issue in the ratio of 1:2.

The fair value of options granted was estimated on the date of grant using the Black-Scholes/Lattice/Monte Carlo Simulation valuation model with the following assumptions:

Particulars	Year ended March 31, 2013	Year ended March 31, 2012
Risk free interest rates	7.60 to 8.84%	7.76 to 9.05%
Expected life	46 to 77 months	27 to 60 months
Volatility	25.31% to 52.43%	41.00 to 52.43%
Dividend yield	0% to 0.36%	0 to 0.30%
Wtd average share price on the date of grant excluding Infratel and Indus	274.40 to 336.70	361.83 to 424.11
Wtd average share price on the date of grant — Infratel	219	658
Wtd average share price on the date of grant — Indus	471,000	422,650

The expected life of the share option is based on historical data & current expectation and not necessarily indicative of exercise pattern that may occur.

The volatility of the options is based on the historical volatility of the share price since the Group's equity shares became publicly traded.

During the years ended March 31, 2013 and March 31, 2012, Bharti Airtel Employee Welfare Trust ('trust') (a trust set up for administration of ESOP Schemes of the Company) has acquired 2,945,000 and 1,507,000 Bharti Airtel equity shares from the open market at an average price of ₹ 258.77 and ₹ 360.94 per share and has transferred 1,170,769 and 1,420,932 shares to the employees of the Company upon exercise of stock options, under ESOP Scheme 2005, respectively.

Notes to consolidated financial statements

9. Depreciation and Amortization

<u>Particulars</u>	<u>Notes</u>	<u>Year ended March 31, 2013</u>	<u>Year ended March 31, 2012</u>
		(₹ Millions)	
Depreciation	12	128,576	105,426
Amortization	13	26,388	28,255
		<u>154,964</u>	<u>133,681</u>

10. Finance Income and Costs

<u>Particulars</u>	<u>Year ended March 31, 2013</u>	<u>Year ended March 31, 2012</u>
	(₹ Millions)	
Finance income		
Interest Income on securities held for trading	134	2
Interest Income on deposits	727	445
Interest Income on loans to associates	46	49
Interest Income on others	1,519	423
Net gain on securities held for trading	2,978	1,639
Net gain on derivative financial instruments	229	85
	<u>5,633</u>	<u>2,643</u>
Finance costs		
Interest on borrowings	41,098	30,608
Unwinding of discount on provisions	513	446
Net exchange loss	3,200	5,233
Other finance charges	4,666	4,541
	<u>49,477</u>	<u>40,828</u>

“Interest income on others” includes ₹ 415 Mn and ₹ 340 Mn towards unwinding of discount on other financial assets for the years ended March 31, 2013 and March 31, 2012, respectively.

“Other finance charges” comprise bank charges, trade finance charges, charges relating to derivative instruments and interest charges towards sub judice matters and also includes ₹ 265 Mn and ₹ 246 Mn towards unwinding of discount on other financial liabilities for the years ended March 31, 2013 and March 31, 2012, respectively.

Notes to consolidated financial statements

11. Income Taxes

The major components of the income tax expense are:

Particulars	Year ended	Year ended
	March 31, 2013	March 31, 2012
	(₹ Millions)	
Current income tax		
— India	19,787	18,665
— Overseas	9,599	7,778
	<u>29,386</u>	<u>26,443</u>
Deferred tax*		
— Relating to origination & reversal of temporary differences	(4,961)	(1,019)
— Relating to change in tax rate	1,424	4
Tax expense attributable to current year's profit	25,849	25,428
Adjustments in respect of income tax of previous year		
— Current income tax		
India	97	(29)
Overseas	28	362
	<u>125</u>	<u>333</u>
— Deferred tax*	1,177	(3,159)
	<u>1,302</u>	<u>(2,826)</u>
Income tax expense recorded in the consolidated income statement	27,151	22,602

* Includes tax credit recoverable on account of minimum alternate tax (MAT) of ₹ 1,135 Mn and ₹ 5,220 Mn during years ended March 31, 2013 and March 31, 2012, respectively.

During the year ended March 31, 2013, the Group has recognized additional tax charge of ₹ 1,424 Mn on account of changes in tax rates (including ₹ 959 Mn relating to India on account of change in tax rate from 32.445 per cent. to 33.99 per cent. as proposed in the Finance Bill, 2013).

During the year ended March 31, 2013, there is no change in the MAT rate. During the year ended March 31, 2012, consequent to change in MAT rate from 19.9305 per cent. to 20.00775 per cent., the Company had recognized additional income tax charge of ₹ 70 Mn under 'current income tax' and additional MAT credit of ₹ 70 Mn under 'deferred tax'.

Notes to consolidated financial statements

The reconciliation between tax expense and product of net income before tax multiplied by enacted tax rates in India is summarized below:

Particulars	Year ended	Year ended
	March 31, 2013	March 31, 2012
	(₹ Millions)	
Net income before taxes	49,820	65,183
Enacted tax rates in India	32.45%	32.45%
Computed tax expense	16,164	21,149
Increase/(reduction) in taxes on account of:		
Share of losses in associates	25	24
Benefit claimed under tax holiday provisions of income tax act	(8,694)	(8,890)
Temporary differences reversed during the tax holiday period	1,360	1,027
Effect of changes in tax rate	1,424	4
Tax on undistributed retained earnings of subsidiaries and JV	492	—
Adjustment in respect to current income tax of previous years	125	333
Adjustment in respect to MAT credit of previous years	1,550	(361)
Deferred tax recognized in respect of previous years (including carry forward losses)	(373)	(2,798)
Tax for which no credit is allowed	3,746	1,393
Effect of different tax rate in other countries	1,187	1,497
Losses and deductible temporary difference against which no deferred tax asset recognized	10,359	9,504
(Income)/expenses (net) not taxable/deductible	(1,062)	(1,046)
Others	848	766
Income tax expense recorded in the consolidated income statement	27,151	22,602

The components that gave rise to deferred tax assets and liabilities are as follows:

Particulars	As of	As of
	March 31, 2013	March 31, 2012
	(₹ Millions)	
Deferred tax asset/(liabilities)		
Provision for impairment of debtors & advances	7,430	7,432
Losses available for offset against future taxable income	6,493	5,300
Employee share options	1,184	1,177
Post employment benefits and other provisions	688	526
Minimum tax credit	34,537	33,402
Lease rent equalization — expense	6,123	4,719
Fair valuation of derivative instruments and unrealized exchange fluctuation	1,150	616
Accelerated depreciation for tax purposes	(7,571)	(7,385)
Fair valuation of intangibles/property plant & equipment on business combination	(609)	(221)
Lease rent equalization — income	(4,671)	(3,618)
Unearned Income	908	814
Deferred tax liability on undistributed retained earnings of foreign subsidiaries	(2,483)	(2,961)
Others	193	(145)
Net deferred tax asset/(liabilities)	43,372	39,656

Notes to consolidated financial statements

Particulars	Year ended	Year ended
	March 31, 2013	March 31, 2012
	(₹ Millions)	
Deferred tax (expenses)/income		
Provision for impairment of debtors & advances	(119)	255
Losses available for offset against future taxable income	164	2,297
Employee share options	7	176
Post employment benefits	162	146
Minimum tax credit	1,135	5,220
Lease rent equalization — expense	1,404	1,012
Fair valuation of derivative instruments and unrealized exchange fluctuation	537	(753)
Accelerated depreciation for tax purposes	(2,030)	(1,462)
Fair valuation of intangibles/property plant & equipment on business combination	1,267	(1,891)
Lease rent equalization — income	(1,053)	(869)
Unearned Income	27	(37)
Deferred tax liability on undistributed retained earnings of foreign subsidiaries	661	(42)
Others	198	122
Net deferred tax (expenses)/income	2,360	4,174

Reflected in the statement of financial position as follows:

Particulars	As of	As of
	March 31, 2013	March 31, 2012
	(₹ Millions)	
Deferred tax asset	59,245	51,277
Deferred tax liabilities	(15,873)	(11,621)
Deferred tax asset (net)	43,372	39,656

The reconciliation of deferred tax assets (net) is as follows:

Particulars	As of	As of
	March 31, 2013	March 31, 2012
	(₹ Millions)	
Opening balance	39,656	32,574
Tax Income during the year recognized in profit & loss	2,360	4,174
Tax Income on share issue expenses recognized in equity	185	—
Deferred taxes acquired in business combination	(2,294)*	239
Translation adjustment & others	3,465	2,669
Closing balance	43,372	39,656

* Includes adjustment of ₹ 756 Mn relating to acquisition of Bharti Airtel Africa B.V. on June 8, 2010 (refer note 7 (b)).

Deferred tax assets are recognized to the extent that it is probable that taxable profit will be available against which the deductible temporary differences and the carry forward of unused tax credits and unused tax losses can be utilized. Accordingly, the Group has not recognized deferred tax assets in respect of deductible temporary differences, carry forward of unused tax credits and unused tax losses of ₹ 144,805 Mn and ₹ 90,936 Mn as of March 31, 2013 and March 31, 2012, respectively as it is not probable that taxable profits will be available in future.

Notes to consolidated financial statements

The tax rates applicable to these unused losses and deductible temporary differences vary from 3 per cent. to 45 per cent. depending on the jurisdiction in which the respective Group entity operates. Of the above balance as of March 31, 2013, losses and deductible temporary differences to the extent of ₹ 54,408 Mn have an indefinite carry forward period and the balance amount expires unutilized as follows:

March 31,

	(₹ Millions)
2014	11,788
2015	7,901
2016	7,643
2017	13,096
2018	5,557
Thereafter	44,412
	<u>90,397</u>

The Group has not recognized deferred tax liability with respect to unremitted retained earnings and associated foreign currency translation reserve of Group subsidiaries and joint ventures as the Group is in a position to control the timing of the distribution of profits and it is probable that the subsidiaries and joint ventures will not distribute the profits in the foreseeable future. Also, the Group does not recognize deferred tax liability on the unremitted earnings of its subsidiaries wherever it believes that it would avail the tax credit for the dividend distribution tax payable by the subsidiaries on its dividend distribution. The taxable temporary difference associated with respect to unremitted retained earnings and associated foreign currency translation reserve is ₹ 79,971 Mn and ₹ 56,405 Mn as of March 31, 2013 and March 31, 2012, respectively. The distribution of the same is expected to attract tax in the range of NIL to 15 per cent. depending on the tax rates applicable as of March 31, 2013 in the jurisdiction in which the respective Group entity operates.

During the year ended March 31, 2013 and March 31, 2012, the Group, for the first time, has recognized deferred tax asset of ₹ Nil and ₹ 2,455 Mn, respectively, on carry forward unused tax losses in respect of its certain subsidiaries. This recognition is based on current performance and the confidence/convincing evidence that management has, to generate sufficient taxable profits in future, which will be utilized to offset such carried forward tax losses.

During the year ended March 31, 2013 and March 31, 2012, the Group has changed the trigger plan date for earlier years for certain business units enjoying Income tax holiday under the Indian Income tax laws. Accordingly, tax charge of ₹ 410 Mn pertaining to earlier years has been recognized during the year ended March 31, 2013 and tax credit of ₹ 903 Mn pertaining to earlier years has been recognized during the year ended March 31, 2012.

12. Property, Plant and Equipment

Particulars	Land and buildings	Technical equipment and machinery	Other equipment, operating and office equipment (₹ Millions)	Advance payments and construction in progress	Total
Cost					
As of April 1, 2011	17,893	823,005	42,741	48,234	931,873
Additions	1,178	—	8,434	126,029	135,641
Adjustments relating to Fair value remeasurement [^]	—	(16,723)	—	(354)	(17,077)
Disposals	(1,359)	(6,912)	(1,188)	(2,505)	(11,964)
Currency translation	416	8,212	626	5,285	14,539
Reclassification/adjustment	(344)	133,596	(702)	(132,550)	—
As of March 31, 2012	17,784	941,178	49,911	44,139	1,053,012
Additions	3,919	—	11,178	121,080	136,177
Acquisition through Business Combinations	—	47	15	11	73
Adjustments relating to Fair value remeasurement [^]	—	—	—	1,576	1,576
Disposals	(57)	(6,290)	(1,951)	—	(8,298)
Currency translation	(784)	4,110	(317)	790	3,799
Reclassification/adjustment*	(29)	125,075	12,736	(138,111)	(329)
As of March 31, 2013	20,833	1,064,120	71,572	29,485	1,186,010
Accumulated Depreciation					
As of April 1, 2011	3,564	249,102	27,781	—	280,447
Charge	4,680	91,993	8,753	—	105,426
Disposals	(297)	(4,868)	(1,083)	—	(6,248)
Currency translation	3,526	(5,067)	(4)	—	(1,545)
Reclassification/adjustment	(3,682)	4,982	(1,300)	—	—
As of March 31, 2012	7,791	336,142	34,147	—	378,080
Charge	1,512	115,216	11,848	—	128,576
Disposals	(37)	(4,932)	(1,633)	—	(6,602)
Currency translation	628	(2,440)	(252)	—	(2,064)
Reclassification/adjustment*	(4,960)	(4,873)	9,423	—	(410)
As of March 31, 2013	4,934	439,113	53,533	—	497,580
Net Carrying Amount					
As of April 1, 2011	14,329	573,903	14,960	48,234	651,426
As of March 31, 2012	9,993	605,036	15,764	44,139	674,932
As of March 31, 2013	15,899	625,007	18,039	29,485	688,430

* Reclassification/adjustment includes reclass of assets between category of assets. During the year ended March 31, 2013, ₹ 208 Mn and ₹ 127 Mn gross block and accumulated depreciation respectively, has been reclassified from intangible assets — ‘Other acquired intangibles’ to property, plant and equipment — ‘Other equipment, operating and office equipment’.

[^] Refer note 7(b).

“Other equipment, operating and office equipment” include gross block of assets capitalized under finance lease ₹ 889 Mn and ₹ Nil as of March 31, 2013 and March 31, 2012 respectively and the corresponding accumulated depreciation for the respective years ₹ 70 Mn and ₹ Nil.

Notes to consolidated financial statements

“Land and Building” include gross block of assets capitalized under finance lease ₹ 226 Mn and ₹ Nil as of March 31, 2013 and March 31, 2012 respectively and the corresponding accumulated depreciation for the respective years ₹ 2 Mn and ₹ Nil.

The “advance payments and construction in progress” includes ₹ 28,399 Mn and ₹ 42,987 Mn (including ₹ Nil and ₹ Nil due from a related party) towards technical equipment and machinery and ₹ 1,086 Mn and ₹ 1,152 Mn towards other assets as of March 31, 2013 and March 31, 2012 respectively.

The Group and its joint ventures have taken borrowings from banks and financial institutions which carry charge over certain of the above assets (refer note 25.7 for details towards security and pledge).

13. Intangible Assets

Particulars	Goodwill	Software	Bandwidth	License	Other acquired	Total
					intangibles	
	(₹ Millions)					
Cost						
As of April 1, 2011	390,687	6,823	6,075	251,993	15,152	670,730
Additions	—	2,533	2,734	3,024	46	8,337
Adjustments relating to Fair value remeasurement [^]	(11,553)	—	—	12,902	3,996	5,345
Disposals	—	(12)	—	—	(48)	(60)
Currency translation	31,063	14	628	(6,813)	14,099	38,991
Reclassification/adjustment	—	(21)	3	13,478	(13,460)	—
As of March 31, 2012	410,197	9,337	9,440	274,584	19,785	723,343
Additions	—	3,188	1,796	4,650	107	9,741
Acquisition through Business Combinations	1,519	25	—	28,812	—	30,356
Adjustments relating to Fair value remeasurement [^]	308	—	—	—	—	308
Currency translation	4,211	102	238	3,444	(862)	7,133
Reclassification/adjustment*	—	107	(1,410)	(107)	(208)	(1,618)
As of March 31, 2013	416,235	12,759	10,064	311,383	18,822	769,263
Accumulated amortization						
As of April 1, 2011	—	2,807	841	16,422	10,706	30,776
Charge	—	2,255	471	18,668	6,861	28,255
Disposals	—	(3)	—	—	(38)	(41)
Currency translation	—	13	63	(4,319)	5,070	827
Reclassification/adjustment	—	(11)	—	5,939	(5,928)	—
As of March 31, 2012	—	5,061	1,375	36,710	16,671	59,817
Charge	—	2,913	612	20,212	2,651	26,388
Currency translation	—	129	22	359	(770)	(260)
Reclassification/adjustment	—	(24)	—	24	(127)	(127)
As of March 31, 2013	—	8,079	2,009	57,305	18,425	85,818
Accumulated impairment						
As of April 1, 2011	2,637	—	—	—	—	2,637
As of March 31, 2012	2,637	—	—	—	—	2,637
As of March 31, 2013	2,637	—	—	—	—	2,637
Net Carrying Amount						
As of April 1, 2011	388,050	4,016	5,234	235,571	4,446	637,317
As of March 31, 2012	407,560	4,276	8,065	237,874	3,114	660,889
As of March 31, 2013	413,598	4,680	8,055	254,078	397	680,808

Notes to consolidated financial statements

* Reclassification/adjustment includes reclass of assets between category of assets. During the year ended March 31, 2013, ₹ 208 Mn and ₹ 127 Mn gross block and accumulated amortization respectively, has been reclassified from intangible assets — ‘Other acquired intangibles’ to property, plant and equipment — ‘Other equipment, operating and office equipment’. Reclassification adjustment of ₹ 1,410 Mn in Bandwidth gross block pertains to inter-company transactions elimination, which has been adjusted in the current period.

^ Refer note 7(b).

License fee includes ₹ 32,633 Mn and ₹ 35,437 Mn, for which services have not been launched as of March 31, 2013 and March 31, 2012, respectively and are therefore not amortized.

During the years ended March 31, 2013 and March 31, 2012, the Group and its joint ventures have capitalized borrowing cost of ₹ 2,561 Mn and ₹ 1,565 Mn, respectively.

The Group and its joint ventures have taken borrowings from banks and financial institutions which carry charge over certain of the above assets (refer note 25.7 for details towards security and pledge).

Weighted average remaining amortization period of license as of March 31, 2013 and March 31, 2012 is 13.46 years and 14.30 years, respectively.

14. Impairment Reviews

The Group tests goodwill for impairment annually on December 31 and whenever there are indicators of impairment (refer note 4). Impairment test is performed at the level of each Cash Generating Unit (‘CGU’) or groups of CGUs expected to benefit from acquisition-related synergies and represent the lowest level within the entity at which the goodwill is monitored for internal management purposes, within an operating segment. The impairment assessment is based on value in use calculations.

During the year, the testing did not result in any impairment in the carrying amount of goodwill.

The carrying amount of goodwill has been allocated to the following CGU/Group of CGUs:

<u>Particulars</u>	As of	As of
	<u>March 31, 2013</u>	<u>March 31, 2012</u>
	(₹ Millions)	
Mobile Services — India	32,370	31,195
Mobile Services — Bangladesh	7,370	6,618
Airtel business	4,890	4,611
Mobile Services — Africa	368,624	365,136
Telemedia Services	344	—
Total	<u>413,598</u>	<u>407,560</u>

The measurement of the cash generating units’ value in use is determined based on the ten years financial plan that have been approved by management and are also used for internal purposes. The planning horizon reflects the assumptions for short-to-mid term market developments. Cash flows beyond the planning period are extrapolated using appropriate growth rates. The terminal growth rates used do not exceed the long term average growth rates of the respective industry and country in which the entity operates and are consistent with forecasts included in industry reports.

Key assumptions used in value-in-use calculations

- Operating margins (Earnings before interest and taxes)
- Discount rate

Notes to consolidated financial statements

- Growth rates
- Capital expenditures

Operating Margins: Operating margins have been estimated based on past experience after considering incremental revenue arising out of adoption of valued added and data services from the existing and new customers, though these benefits are partially offset by decline in tariffs in a hyper competitive scenario. Margins will be positively impacted from the efficiencies and initiatives driven by the Company, at the same time factors like higher churn, increased cost of operations may impact the margins negatively.

Discount Rate: Discount rate reflects the current market assessment of the risks specific to a CGU or group of CGUs. The discount rate is estimated based on the weighted average cost of capital for respective CGU or group of CGUs. Pre-tax discount rates used ranged from 12.5 per cent. to 19.9 per cent. (higher rate used for CGU group 'Mobile Services — Africa') for the year ended March 31, 2013 and ranged from 10 per cent. to 20 per cent. (higher rate used for CGU 'Mobile Services — Africa') for the year ended March 31, 2012.

Growth Rates: The growth rates used are in line with the long term average growth rates of the respective industry and country in which the entity operates and are consistent with the forecasts included in the industry reports. The average growth rates used in extrapolating cash flows beyond the planning period ranged from 3.5 per cent. to 4.0 per cent. (higher rate used for CGU group 'Mobile Services — Africa' and 'Mobile Services — Bangladesh' CGU) for the year ended March 31, 2013 and ranged from 3 per cent. to 4.5 per cent. (higher rate used for CGU 'Mobile Services — Africa') for the year ended March 31, 2012.

Capital Expenditures: The cash flow forecasts of capital expenditure are based on past experience coupled with additional capital expenditure required for roll out of incremental coverage requirements and to provide enhanced voice and data services.

Sensitivity to Changes in Assumptions

With regard to the assessment of value-in-use for Mobile Services — India, Mobile Services — Bangladesh, Telemedia Services and Airtel Business, no reasonably possible change in any of the above key assumptions would cause the carrying amount of these units to exceed their recoverable amount. For Mobile Services — Africa CGU group, the recoverable amount exceeds the carrying amount by approximately 11.5 per cent. for the year ended March 31, 2013 and approximately 4.5 per cent. for the year ended March 31, 2012. An increase of 1.5 per cent. in discount rate shall equate the recoverable amount with the carrying amount of the Mobile Services — Africa CGU group for the year ended March 31, 2013 and an increase of 0.52 per cent. in discount rate or reduction of 0.87 per cent. in growth rate shall equate the recoverable amount with the carrying amount of the Mobile Services —Africa CGU for the year ended March 31, 2012.

15. Investment in Associates and Joint Ventures

15.1 Investment in Associates

The details of associates are set out in note 40.

The Group's interest in certain items in the consolidated income statement and the statement of financial position of the associates are as follows.

Notes to consolidated financial statements

Share of associates revenue & profit:

Particulars	Year ended	Year ended
	March 31, 2013	March 31, 2012
	(₹ Millions)	
Revenue	2,090	2,046
Total expense	(2,377)	(2,472)
Net Finance cost	(106)	(80)
Profit before income tax	(393)	(506)
Income tax expense	—	(1)
Profit/(Loss)	(393)	(507)
Unrecognized Losses	(317)	(461)
Recognized Losses*	(76)	(74)
Carrying Value of Investment	242	223

* including ₹ Nil and ₹ 28 Mn unrecognized losses pertaining to the previous year(s) recognized during the year ended March 31, 2013 and March 31, 2012, respectively.

Cumulative unrecognized loss is ₹ 1,074 Mn and ₹ 757 Mn as of March 31, 2013 and March 31, 2012, respectively.

Share in associates statement of financial position:

Particulars	As of	As of
	March 31, 2013	March 31, 2012
	(₹ Millions)	
Assets	2,690	2,390
Liabilities	2,906	2,708
Equity	(216)	(318)

As of March 31, 2013 and March 31, 2012, the equity shares of associates are unquoted.

15.2 Investment in Joint Ventures

The financial summary of joint ventures proportionately consolidated in the statement of financial position and consolidated income statement before elimination is as below:-

Share in joint ventures' revenue & profit:

Particulars	Year ended	Year ended
	March 31, 2013	March 31, 2012
	(₹ Millions)	
Revenue	55,430	50,923
Total expense	(46,199)	(42,430)
Net finance cost	(3,761)	(4,161)
Profit before income tax	5,470	4,332
Income tax expense	(1,967)	(1,392)
Profit for the year	3,503	2,940

Notes to consolidated financial statements

Share in joint ventures' statement of financial position:

<u>Particulars</u>	<u>As of March 31, 2013</u>	<u>As of March 31, 2012</u>
	(₹ Millions)	
Assets		
Current assets	13,830	14,357
Non-current assets	87,565	53,746
Liabilities		
Current liabilities	39,729	30,454
Non-current liabilities	54,813	32,816
Equity	<u>6,853</u>	<u>4,833</u>

The details of joint ventures are set out in note 40. Share of joint ventures' commitments and contingencies is disclosed in note 35.

16. Derivative Financial Instruments

The Group uses foreign exchange option contracts, swap contracts, forward contracts and interest rate swaps to manage some of its transaction exposures. These derivative instruments are not designated as cash flow, fair value or net investment hedges and are entered into for periods consistent with currency and interest exposures.

The details of derivative financial instruments are as follows:-

<u>Particulars</u>	<u>As of March 31, 2013</u>	<u>As of March 31, 2012</u>
	(₹ Millions)	
Assets		
Currency swaps and forward contracts	76	1,586
Interest rate swaps	49	—
Embedded derivatives	4,538	3,307
	<u>4,663</u>	<u>4,893</u>
Liabilities		
Currency swaps and forward contracts	40	54
Interest rate swaps	298	30
Embedded derivatives	774	483
	<u>1,112</u>	<u>567</u>
Bifurcation of above derivative instruments into current and non current		
Non-current derivative financial assets	3,566	2,756
Current derivative financial assets	1,097	2,137
Non-current derivative financial liabilities	(893)	(401)
Current derivative financial liabilities	(219)	(166)
	<u>3,551</u>	<u>4,326</u>

Embedded Derivative

The Group entered into agreements denominated/determined in foreign currencies. The value of these contracts changes in response to the changes in specified foreign currencies. Some of these contracts have embedded foreign currency derivatives having economic characteristics and risks that are not closely related to those of the host contracts. These embedded foreign currency derivatives have been separated and carried at fair value through profit or loss.

Notes to consolidated financial statements

17. Other Financial Assets, Non-current

<u>Particulars</u>	<u>As of March 31, 2013</u>	<u>As of March 31, 2012</u>
	(₹ Millions)	
Security deposits	7,035	6,266
Restricted cash	157	218
Trade receivables (non-current)	638	1,052
Rent equalization	3,499	2,623
Others	5,670	6,728
	<u>16,999</u>	<u>16,887</u>

Security deposits primarily include security deposits given towards rented premises, cell sites, interconnect ports and other miscellaneous deposits.

The Group and its joint ventures have taken borrowings from banks and financial institutions. Details towards security and pledge of the above assets are given under note 25.7.

Restricted cash represents amount given as security against various borrowing facilities and legal cases.

“Others” include claim recoverable of ₹ 5,325 Mn and ₹ 5,198 Mn as of March 31, 2013 and March 31, 2012, respectively.

18. Other Non-financial Assets, Non-current

<u>Particulars</u>	<u>As of March 31, 2013</u>	<u>As of March 31, 2012</u>
	(₹ Millions)	
Fair valuation adjustments — financial assets	3,145	3,605
Advances	16,406	11,963
Others	1,487	—
Total	<u>21,038</u>	<u>15,568</u>

Fair valuation of financial assets represents unamortized portion of the difference between the fair value of financial assets (security deposits) on initial recognition and the amount paid.

Advances represent payments made to various Government authorities under protest and are disclosed net of provision of ₹ 19,468 Mn and ₹ 12,900 Mn as of March 31, 2013 and March 31, 2012, respectively.

19. Inventories

<u>Particulars</u>	<u>As of March 31, 2013</u>	<u>As of March 31, 2012</u>
	(₹ Millions)	
Transmission equipment	276	402
SIM cards	45	143
Handsets	762	751
Others	26	12
Total	<u>1,109</u>	<u>1,308</u>

The Group and its joint ventures have taken borrowings from banks and financial institutions. Details towards security and pledge of the above assets are given under note 25.7.

Notes to consolidated financial statements

20. Trade and Other Receivables

Particulars	As of	As of
	March 31, 2013	March 31, 2012
	(₹ Millions)	
Trade receivable*	86,033	74,130
Less: Allowance for doubtful debts	(21,913)	(18,988)
Total Trade receivables	64,120	55,142
Other receivables		
Due from related party	378	1,045
Receivables from joint ventures	1,861	7,508
Interest accrued on investments	71	40
Total	66,430	63,735

Movement in Allowances for Doubtful Debts

Particulars	For the year ended	For the year ended
	March 31, 2013	March 31, 2012
	(₹ Millions)	
Balance, beginning of the year	18,988	13,538
Additions —		
Provision for the year	4,568	3,863
Currency translation adjustment	585	4,433
Application —		
Write off of bad debts (net of recovery)	(2,228)	(2,846)
Balance, end of the year	21,913	18,988

* Trade receivables include unbilled receivables.

The Group and its joint ventures have taken borrowings from banks and financial institutions which carry charge over certain of the above assets. Details towards security and pledge of the above assets are given under note 25.7.

Refer note 37 on credit risk of trade receivables.

21. Prepayments and Other Assets

Particulars	As of	As of
	March 31, 2013	March 31, 2012
	(₹ Millions)	
Prepaid expenses	9,479	12,864
Employee receivables	536	349
Advances to Suppliers	12,558	10,429
Taxes receivable	9,722	7,881
Others	839	1,098
	33,134	32,621

Employee receivables principally consist of advances given for business purposes.

Taxes receivables include customs duty, excise duty, service tax, sales tax and other recoverable and are disclosed net of provision of ₹ 1,691 Mn and ₹ 1,590 Mn as of March 31, 2013 and March 31, 2012, respectively.

Notes to consolidated financial statements

22. Short-term Investments

<u>Particulars</u>	<u>As of</u> <u>March 31, 2013</u>	<u>As of</u> <u>March 31, 2012</u>
	(₹ Millions)	
Held for trading securities — quoted	66,651	16,141
Loans and receivables — fixed deposits with banks	800	1,991
	<u>67,451</u>	<u>18,132</u>

The market values of quoted investments were assessed on the basis of the quoted prices as at the date of statement of financial position. Held for trading investments primarily comprises debt linked mutual funds and quoted certificate of deposits in which the Group and its joint venture invests surplus funds to manage liquidity and working capital requirements.

The Group and its joint ventures have taken borrowings from banks and financial institutions which carry charge over certain of the above assets. Details towards security and pledge of the above assets are given under note 25.7

23. Other Financial Assets, Current

<u>Particulars</u>	<u>As of</u> <u>March 31, 2013</u>	<u>As of</u> <u>March 31, 2012</u>
	(₹ Millions)	
Restricted Cash	4,299	802
Others	49	—
	<u>4,348</u>	<u>802</u>

Restricted cash represents amount given as security against various borrowing facilities and legal cases and cash received from subscribers of Mobile Commerce Services.

24. Cash and Cash Equivalents

<u>Particulars</u>	<u>As of</u> <u>March 31, 2013</u>	<u>As of</u> <u>March 31, 2012</u>
	(₹ Millions)	
Cash and bank balances	14,368	11,581
Fixed deposits with banks	2,927	8,719
	<u>17,295</u>	<u>20,300</u>

For the purpose of the consolidated cash flow statement, cash and cash equivalent comprise of following:-

<u>Particulars</u>	<u>As of</u> <u>March 31, 2013</u>	<u>As of</u> <u>March 31, 2012</u>
	(₹ Millions)	
Cash and bank balances	14,368	11,581
Fixed deposits with banks	2,927	8,719
Less: Bank overdraft (refer note 25.2)	(14,767)	(12,263)
	<u>2,528</u>	<u>8,037</u>

Notes to consolidated financial statements

25. Borrowings

25.1 Long term debts

Particulars	As of	As of
	March 31, 2013	March 31, 2012
	(₹ Millions)	
Secured		
Term loans*	121,514	109,928
Others	19	31
Total	121,533	109,959
Less: Current portion	(14,560)	(13,964)
Total secured loans, net of current portion	106,973	95,995
Unsecured		
Term loans	475,155	501,201
Non-convertible bonds [#]	54,057	—
Total	529,212	501,201
Less: Current portion	(20,700)	(100,042)
Total unsecured loans, net of current portion	508,512	401,159
Total	615,485	497,154

* Includes loan of ₹ 9,449 Mn on which charge over underlying assets is yet to be created.

[#] Refer note 25.5.

25.2 Short-term debts and current portion of long term debts

Particulars	As of	As of
	March 31, 2013	March 31, 2012
	(₹ Millions)	
Secured		
Term loans	5,896	6,036
Bank overdraft	5,438	4,898
Total	11,334	10,934
Add: Current portion of long term debts	14,560	13,964
Total secured loans, including current portion	25,894	24,898
Unsecured		
Term Loans	45,215	60,773
Non-convertible debentures	12,985	—
Bank overdraft	9,329	7,365
Total	67,529	68,138
Add: Current portion of long term debts	20,700	100,042
Total unsecured loans, including current portion	88,229	168,180
Total	114,123	193,078

25.3 Analysis of Borrowings

The details given below are gross of debt origination cost.

Notes to consolidated financial statements

25.3.1 Maturity of Borrowings

The table below summarizes the maturity profile of the Group's and its joint ventures' borrowings based on contractual undiscounted payments.

<u>Particulars</u>	<u>As of</u> <u>March 31, 2013</u>	<u>As of</u> <u>March 31, 2012</u>
	(₹ Millions)	
Within one year	114,393	193,210
Between one and two years	192,310	81,927
Between two and five years	358,443	406,009
over five years	67,574	11,820
Total	732,720	692,966

25.3.2 Interest rate & Currency of Borrowings

The below details do not necessarily represents foreign currency exposure to the income statement. For foreign currency sensitivity refer note 37.

<u>Particulars</u>	<u>Total borrowings</u>	<u>Floating rate borrowings</u>	<u>Fixed rate borrowings</u>
	(₹ Millions)		
INR	158,799	142,284	16,515
USD	481,716	422,584	59,132
NGN	60,529	58,185	2,344
XAF	10,493	—	10,493
XOF	6,077	—	6,077
Others	15,106	7,546	7,560
March 31, 2013	732,720	630,599	102,121
INR	133,822	99,437	34,385
USD	483,661	481,774	1,887
JPY	5,026	5,026	—
NGN	48,301	44,355	3,946
XAF	10,008	—	10,008
XOF	5,345	—	5,345
Others	6,803	2,343	4,460
March 31, 2012	692,966	632,935	60,031

25.4 Other Loans

Others include vehicle loans taken from banks which were secured by the hypothecation of the vehicles ₹19 Mn and ₹31 Mn as of March 31, 2013 and March 31, 2012, respectively.

The amounts payable for the capital lease obligations, excluding interest expense is ₹13 Mn, ₹5 Mn and ₹1 Mn for the years ending on March 31, 2014, 2015 and 2016, respectively.

25.5 During the year ended March 31, 2013, Bharti Airtel International (Netherlands) BV (BAIN), a wholly-owned subsidiary of the Company, raised ₹54,293 Mn by issuing 10 year guaranteed senior notes (non-convertible bonds) due 2023, having a coupon rate of 5.125 per cent. per annum, payable semi-annually in arrears. These notes are guaranteed by the Company and are listed on the Singapore stock exchange. The notes contain certain covenants relating to limitation of Indebtedness and creation of any lien on any of its assets other than permitted under the agreement, unless an effective provision is made to secure the notes and guarantee equally and ratably with such Indebtedness for so long as such Indebtedness is so secured by such Lien. The debt incurrence covenant falls off on BAIN meeting certain agreed criteria.

25.6 On May 29, 2012, the BWA entities, issued redeemable, unlisted, unsecured, non-convertible debentures for ₹12,985 Mn which were denominated in Indian rupees and bear interest at an agreed upon annual rate, which is compounded annually and

Notes to consolidated financial statements

reset semi-annually beginning on June 25, 2013. All debentures are due and payable in full on June 25, 2017. The debentures can be redeemed by BWA entities without penalty on certain dates. Additionally, at March 31, 2013, each holder had a right to demand redemption of its portion of the debentures. As a result, the debentures were classified under current borrowings.

25.7 Security Details

The Group and its joint ventures have taken borrowings in various countries towards funding of its acquisition and working capital requirements. The borrowings comprise of funding arrangements with various banks and financial institutions taken by the Parent, subsidiaries and joint ventures. The details of security provided by the Group and its joint ventures in various countries, to various banks on the assets of Parent, subsidiaries and joint ventures are as follows

Entity	Relation	Outstanding loan amount		Security Detail
		As of March 31, 2013	As of March 31, 2012	
				(₹ Millions)
Bharti Airtel Ltd	Parent	19	29	Hypothecation of vehicles
Forum 1 Aviation Ltd	Joint Venture	25	36	Secured by first and specific charge on the aircraft
Indus Towers Ltd	Joint Venture	35,158	27,301	<p>(i) a mortgage and first charge of all the Joint Venture company's freehold immovable properties, present and future;</p> <p>(ii) a first charge by way of hypothecation of the Joint Venture company's entire movable plant and machinery, including tower assets, related equipment and spares, tools and accessories, furniture, fixtures, vehicles and all other movable assets, present and future;</p> <p>(iii) a charge on Joint Venture company's cash flows, receivables, book debts, revenues of whatsoever nature and wherever arising, present and future subject to prior charge in favor of working capital facilities with working capital facility limits not exceeding ₹ 4,200 Mn (proportionate share of the Group) including funded facilities;</p> <p>(iv) an assignment and first charge of all the rights, title, interest, benefits, claims and demands whatsoever of the Joint Venture company in the IRU agreements, Master Service Agreements together with service contracts, all as amended, varied or supplemented from time to time duly acknowledged and consented to by the relevant counter-parties to such contracts (if required) and insurance contracts, all as amended, varied or supplemented from time to time and subject to applicable law, all the rights, title, interest, benefits, claims and demands whatsoever of the Joint Venture company in the clearances and subject to applicable law</p> <p>(v) a first and exclusive charge over the amount in the Debt Service Reserve Account and the Debt Service Account opened and maintained in accordance with the terms of this Agreement and the Debt Service Account Agreement</p>

Notes to consolidated financial statements

Entity	Relation	Outstanding loan amount		Security Detail
		As of March 31, 2013	As of March 31, 2012	
				(₹ Millions)
Airtel Bangladesh Ltd	Subsidiary	10,535	9,246	<p>(i) Deed of Hypothecation by way of fixed charge creating a first-ranking pari passu fixed charge over listed machinery and equipment of the Company, favoring the Bank/FIIs investors and the Offshore Security Agent and filed with the Registrar of Joint Stock Companies.</p> <p>(ii) Deed of Hypothecation by way of floating charge creating a first-ranking pari passu floating charge over plant, machinery and equipment, both present and future, excluding machinery and equipment covered under the foregoing Deed of Hypothecation by way of fixed charge and a first-ranking pari passu floating charge over all current assets of the Company, both present and future, including but not limited to stock, book debts, receivables and accounts of the Company, entered into or to be entered into by the Company, favoring the Bank/FIIs Facility Investors and Offshore Security Agent and filed with the Registrar of Joint Stock Companies.</p>
Bharti Airtel Africa BV and its subsidiaries	Subsidiary	87,277	84,617	<p>(i) Pledge of assets — Kenya, Nigeria, Tanzania, Uganda</p> <p>(ii) Pledge on specific shares and assets — Madagascar</p> <p>(iii) Pledge on business assets and shares — Malawi</p> <p>(iv) Pledge of Materials and credit balance — Niger</p> <p>(v) Pledge on specific fixed assets — Chad</p> <p>(vi) Pledge on specific assets — Burkina Faso, DRC</p> <p>(vii) Pledge on assets and shares — Congo B, Ghana</p> <p>(viii) Pledge on Sale proceeds — Rwanda</p> <p>(ix) Pari passu charge over current stocks — Sierra Leone</p>

BAABV (erstwhile ZAIN) acquisition related borrowing:

Bharti Airtel acquired operations of 15 countries in Africa from ZAIN BV through its subsidiary Bharti Airtel International Netherlands BV with effect from June 8, 2010. The above acquisition was financed through loans taken from various banks. The loan agreements contain a negative pledge covenant that prevents the Group (excluding Bharti Airtel Africa B.V, Bharti Infratel Limited, and their respective subsidiaries) to create or allow to exist any security interest on any of its assets without prior written consent of the majority lenders except in certain agreed circumstances.

Notes to consolidated financial statements

The Company's 3G/BWA borrowings:

The loan agreements with respect to 3G/BWA borrowings contain a negative pledge covenant that prevents the Company to create or allow to exist any security interest on any of its assets without prior written consent of the lenders except in certain agreed circumstances.

25.8 Unused Lines of Credit

	As of March 31, 2013	As of March 31, 2012
	(₹ Millions)	
Secured	10,537	10,473
Unsecured	101,356	37,814
Total Unused lines of credit	111,893	48,287

25.9 The Group has fallen short of meeting certain subsidiary level financial covenants with respect to Pre Acquisition loan agreements in two of its African subsidiaries during the year ended March 31, 2013 and one of its African subsidiaries during the year ended March 31, 2012. An irrevocable prepayment notice has been issued by the Subsidiary and has been duly acknowledged by the lender. Accordingly, it has reclassified the non-current portion of the outstanding amount of ₹ 1,088 Mn and ₹ 4,279 Mn as of March 31, 2013 and March 31, 2012, respectively, from non-current borrowing to current borrowing. The total outstanding balance of the loan is ₹ 1,913 Mn and ₹ 6,477 Mn as of March 31, 2013 and March 31, 2012, respectively.

26. Provisions

Particulars	Employee benefits	Asset retirement obligation*	Total
	(₹ Millions)		
As of March, 2011	2,440	4,825	7,265
Of which: current	1,180	—	1,180
Provision during the year	846	730	1,576
Payment during the year	(661)	—	(661)
Interest charge	—	350	350
As of March, 2012	2,625	5,905	8,530
Of which: current	1,290	—	1,290
Provision during the year	832	2,763	3,595
Payment during the year	(254)	—	(254)
Interest charge	—	512	512
As of March, 2013	3,203	9,180	12,383
Of which: current	1,835	—	1,835

“Provision during the year” for asset retirement obligation is after considering the impact of change in discount rate. Due to large number of lease arrangements of the Group, the range of expected period of outflows of provision for asset retirement obligation is significantly wide.

The movement of provision towards subjudice matters disclosed under other non-financial assets, non-current (refer note 18) and trade and other payables (refer note 31) is as below:

Particulars	For the year ended March 31, 2013	For the year ended March 31, 2012
	(₹ Millions)	
Opening Balance	44,190	27,396
Additions (Net)	14,952	16,794
Closing Balance	59,142	44,190

Notes to consolidated financial statements

27. Other Financial Liabilities, Non-current

<u>Particulars</u>	<u>As of March 31, 2013</u>	<u>As of March 31, 2012</u>
	(₹ Millions)	
Equipment Supply Payable — Non Current	2,441	4,475
Security deposits	9,561	9,471
Lease rent equalization	9,200	8,028
Others	1,546	1,102
Total	22,748	23,076

28. Other Non-Financial Liabilities

<u>Particulars</u>	<u>As of March 31, 2013</u>	<u>As of March 31, 2012</u>
	(₹ Millions)	
Non-current		
Fair valuation adjustments — financial liabilities*	655	2,741
Others	2,810	2,810
	3,465	5,551
Current		
Other taxes payable	13,922	10,811
	13,922	10,811
Total	17,387	16,362

* represents unamortized portion of the difference between the fair value of the financial liability (security deposit) on initial recognition and the amount received.

‘Others’ represents amount due to one of the jointly controlled entity of the Group, which will be settled at the time of merger of a subsidiary with the jointly controlled entity, and has been classified as a non-financial liability.

Taxes payable include service tax, sales tax and other taxes payable.

29. Employee Benefits

The following table sets forth the changes in the projected benefit obligation and plan assets and amounts recognized in the consolidated statement of financial position as of March 31, 2013 and March 31, 2012, being the respective measurement dates:

Movement in Projected Benefit Obligation

<u>Particulars</u>	<u>Gratuity</u>	<u>Compensated absence</u>
	(₹ Millions)	
Projected benefit obligation — April 1, 2011	1336	872
Current service cost	270	208
Interest cost	107	70
Benefits paid	(255)	(165)
Actuarial loss/(gain)	76	(20)
Projected benefit obligation — March 31, 2012	1,534	965
Projected benefit obligation — April 1, 2012	1534	965
Current service cost	314	194
Interest cost	130	82
Benefits paid	(158)	(88)
Actuarial loss/(gain)	101	35
Projected benefit obligation — March 31, 2013	1,921	1,188

Notes to consolidated financial statements

Movement in Plan Assets — Gratuity

Particulars	For the year ended	For the year ended
	March 31, 2013	March 31, 2012
	(₹ Millions)	
Fair value of plan assets at beginning of year	81	81
Expected return on plan assets	6	6
Actuarial gain/(loss)	(6)	(6)
Employer contribution	—	—
Fair value of plan assets at end of year	81	81
Net funded status of plan	(1,840)	(1,453)
Actual return on plan assets	—	—

The components of the gratuity & compensated absence cost were as follows: (Recognized in employee costs)

Particulars	Gratuity	Compensated absence
	(₹ Millions)	
Current service cost	314	194
Interest cost	130	82
Expected return on plan assets	(6)	—
Recognized actuarial loss/(gain)	107	35
For the year ended March 31, 2013	545	311
Current service cost	270	208
Interest cost	107	70
Expected return on plan assets	(6)	—
Recognized actuarial loss/(gain)	82	(20)
For the year ended March 31, 2012	453	258

Particulars	As of	As of
	March 31, 2013	March 31, 2012
Discount Rate	8.50%	8.00%
Expected Rate in increase in Compensation levels	10.00%	9.00%
Expected Rate of Return on Plan Assets	8.00%	8.00%
Expected Average remaining working lives of employees (years)	25.89 years	25.60 years

The expected rate of return on the plan assets is based on the average long-term rate of return expected to prevail over the next 15 to 20 years. This is based on the historical returns suitably adjusted for the movements in long-term government bond interest rates. The discount rate is based on the average yield on government bonds of 20 years.

Actuarial gains and losses are recognized in profit or loss as and when incurred. The defined benefit plan is self funded.

History of experience adjustments is as follows:

Particulars	Gratuity	Compensated absence
	(₹ Millions)	
For the year ended March 31, 2013		
Plan Liabilities — (loss)/gain	114	302
Plan Assets — (loss)/gain	(6)	—
For the year ended March 31, 2012		
Plan Liabilities — (loss)/gain	51	143
Plan Assets — (loss)/gain	(6)	—

Notes to consolidated financial statements

Disclosure of other long term employee benefits:

Deferred incentive plan

<u>Particulars</u>	<u>For the year ended</u>	<u>For the year ended</u>
	<u>March 31, 2013</u>	<u>March 31, 2012</u>
	(₹ Millions)	
Opening Balance	17	162
Addition	3	41
Utilization	(20)	(186)
Closing Balance	<u>—</u>	<u>17</u>

Long term service award

<u>Particulars</u>	<u>As of</u>	<u>As of</u>
	<u>March 31, 2013</u>	<u>March 31, 2012</u>
	(₹ Millions)	
Estimated liability	95	173

Statement of Employee benefit provision

<u>Particulars</u>	<u>As of</u>	<u>As of</u>
	<u>March 31, 2013</u>	<u>March 31, 2012</u>
	(₹ Millions)	
Gratuity	1,840	1,453
Compensated absences	1,188	965
Other employee benefits	175	207
Total	<u>3,203</u>	<u>2,625</u>

30. Equity

(i) Shares

<u>Particulars</u>	<u>As of</u>	<u>As of</u>
	<u>March 31, 2013</u>	<u>March 31, 2012</u>
	(₹ Millions)	
Authorized shares		
5,000,000,000 (March 31, 2012 — 5,000,000,000) equity shares of ₹ 5 each	<u>25,000</u>	<u>25,000</u>
Issued, Subscribed and fully paid-up shares		
3,797,530,096 (March 31, 2012 — 3,797,530,096) equity shares of ₹ 5 each	<u>18,988</u>	<u>18,988</u>
Treasury shares		
3,937,055 (March 31, 2012 — 2,456,750) equity shares of ₹ 5 each	<u>(674)</u>	<u>(282)</u>

(ii) Other Components of Equity

a) Share-based Payment Transactions

The share-based payment transactions reserve comprise the value of equity-settled share-based payment transactions provided to employees including key management personnel, as part of their remuneration. The carrying value of the reserve as of March 31, 2013 and March 31, 2012 is ₹ 5,280 Mn and ₹ 5,196 Mn respectively.

A jointly controlled entity of the Group not listed by March 31, 2012 was required to buy back the shares pursuant to exercise of options, subject to statutory provisions and rules, in the manner specified in the share option plan. Hence, in accordance

Notes to consolidated financial statements

with the terms of the Employee Share Option Plan, the jointly controlled entity has classified share based payment award from equity settled to cash settled and recognized a liability of ₹ Nil and ₹ 141 Mn as of March 31, 2013 and March 31, 2012 respectively, based on fair value of the options determined using Black Scholes Option Pricing Model by an external independent valuer determined on the date of reclassification. As on February 1, 2013, the jointly controlled entity has cancelled its 2009 Plan (refer note 8.2).

b) Reserves arising on transactions with equity owners of the Group or Reserve arising on dilution.

The transactions with non-controlling interests are accounted for as transactions with equity owners of the Group. Gains or losses on transactions with holders of non-controlling interests which does not result in the change of control are recorded in equity. The carrying value of the reserve as of March 31, 2013 and March 31, 2012 is ₹ 41,668 Mn and ₹ 36,056 Mn respectively (refer note 7).

(iii) Dividends Paid and Proposed

Particulars	Year ended	Year ended
	March 31, 2013	March 31, 2012
	(₹ Millions)	
A Declared and paid during the year:		
Final dividend for 2011-12: ₹ 1 per share of ₹ 5 each	4,412	—
Dividend on treasury shares (include dividend distribution tax of ₹ 616 Mn)	2	—
Final dividend for 2010-11 : ₹ 1 per share of ₹ 5 each	—	4,411
Dividend on treasury shares (include dividend distribution tax of ₹ 616 Mn)	—	3
B Proposed for approval at the annual general meeting (not recognized as a liability):		
Final dividend for 2012-13 and 2011-12 : ₹ 1 per share of ₹ 5 each	3,798	3,798
Dividend distribution tax	645	616
	<u>4,443</u>	<u>4,414</u>

(iv) Foreign Currency Translation Reserve

Foreign currency translation reserve represents exchange differences arising from the translation of the financial statements of foreign subsidiaries.

31. Trade and Other Payables

Particulars	As of	As of
	March 31, 2013	March 31, 2012
	(₹ Millions)	
Trade creditors	91,527	64,715
Equipment supply payables	60,248	66,024
Dues to employees	3,509	3,297
Accrued expenses	105,714	94,282
Interest accrued but not due	6,361	968
Due to related parties	155	1,196
Others	5,620	2,168
	<u>273,134</u>	<u>232,650</u>

“Others” include non-interest bearing advance received from customers and international operators. Further, “Others” as of March 31, 2013 also includes advance from a jointly venture company.

Notes to consolidated financial statements

Trade creditors and accrued expenses include provision of ₹ 39,674 Mn as of March 31, 2013 and ₹ 31,290 Mn as of March 31, 2012 towards sub judice matters.

32. Fair Value of Financial Assets and Liabilities

Set out below is a comparison by class of the carrying amounts and fair value of the Group's and its joint ventures' financial instruments that are recognized in the financial statements.

Particulars	Carrying Amount		Fair Value	
	March 31, 2013	March 31, 2012	March 31, 2013	March 31, 2012
	(₹ Millions)			
Financial Assets				
Assets carried at fair value through profit or loss				
Currency swaps, forward and option contracts	76	1,586	76	1,586
Interest rate swaps	49	—	49	—
Embedded derivatives	4,538	3,307	4,538	3,307
Held for trading securities — quoted mutual funds	66,651	16,141	66,651	16,141
Assets carried at amortized cost				
Fixed deposits with banks	3,727	10,710	3,727	10,710
Cash and bank balances	14,368	11,581	14,368	11,581
Trade and other receivables	66,430	63,735	66,430	63,735
Other financial assets	21,347	17,689	20,573	17,000
	<u>177,186</u>	<u>124,749</u>	<u>176,412</u>	<u>124,060</u>
Financial Liabilities				
Liabilities carried at fair value through profit or loss				
Currency swaps, forward and option contracts	40	54	40	54
Interest rate swaps	298	30	298	30
Embedded derivatives	774	483	774	483
Liabilities carried at amortized cost				
Borrowings — Floating rate	627,487	630,201	627,487	630,201
Borrowings — Fixed rate	102,121	60,031	101,739	59,563
Trade & other payables	273,134	232,650	273,134	232,650
Other financial liabilities	22,748	23,076	22,323	22,659
	<u>1,026,602</u>	<u>946,525</u>	<u>1,025,795</u>	<u>945,640</u>

Fair Values

The Group and its joint ventures maintains policies and procedures to value financial assets or financial liabilities using the best and most relevant data available. In addition, the Group and its joint ventures internally reviews valuation, including independent price validation for certain instruments. Further, in other instances, the Group retains independent pricing vendors to assist in corroborating the valuation of certain instruments.

The fair value of the financial assets and liabilities are included at the amount at which the instrument could be exchanged in a current transaction between willing parties, other than in a forced or liquidation sale.

The following methods and assumptions were used to estimate the fair values:

- Cash and short-term deposits, trade receivables, trade payables, and other current financial assets and liabilities approximate their carrying amounts largely due to the short-term maturities of these instruments.

Notes to consolidated financial statements

- ii. Long-term fixed-rate and variable-rate receivables/ borrowings are evaluated by the Group and its joint ventures based on parameters such as interest rates, specific country risk factors, credit risk and other risk characteristics. Based on this evaluation, allowances are taken to account for the expected losses of these receivables. As of March 31, 2013, the carrying amounts of such receivables, net of allowances, are not materially different from their calculated fair values.
- iii. Fair value of quoted mutual funds is based on price quotations at the reporting date. The fair value of unquoted instruments, loans from banks and other financial liabilities, obligations under finance leases as well as other non-current financial liabilities is estimated by discounting future cash flows using rates currently available for debt on similar terms, credit risk and remaining maturities.
- iv. The fair values of derivatives are estimated by using pricing models, where the inputs to those models are based on readily observable market parameters. The valuation models used by the Group reflect the contractual terms of the derivatives, including the period to maturity, and market-based parameters such as interest rates, foreign exchange rates, and volatility. These models do not contain a high level of subjectivity as the valuation techniques used do not require significant judgment, and inputs thereto are readily observable from actively quoted market prices.

Market practice in pricing derivatives initially assumes all counterparties have the same credit quality. Credit valuation adjustments are necessary when the market parameter (for example, a benchmark curve) used to value derivatives is not indicative of the credit quality of the Group or its counterparties. The Group manages derivative counterparty credit risk by considering the current exposure, which is the replacement cost of contracts on the measurement date, as well as estimating the maximum potential value of the contracts over their remaining lives, considering such factors as maturity date and the volatility of the underlying or reference index. The Group mitigates derivative credit risk by transacting with highly rated counterparties. Management has evaluated the credit and non performance risks associated with its derivative counterparties and believe them to be insignificant and not warranting a credit adjustment.

Fair Value Hierarchy

The following table provides an analysis of financial instruments that are measured subsequent to initial recognition at fair value, grouped into Level 1 to Level 3 as described below:

Level 1: quoted (unadjusted) prices in active markets for identical assets or liabilities

Level 2: other techniques for which all inputs which have a significant effect on the recorded fair value are observable, either directly or indirectly

Level 3: techniques which use inputs which have a significant effect on the recorded fair value that are not based on observable market data.

Notes to consolidated financial statements

Derivative assets and liabilities included in Level 2 primarily represent interest rate swaps, cross-currency swaps, foreign currency forward and option contracts and embedded derivatives.

<u>Particulars</u>	<u>Level 1</u>	<u>Level 2</u>	<u>Level 3</u>
	(₹ Millions)		
March 31, 2013			
Financial assets			
Derivative financial assets	—	4,663	—
Held for trading securities — quoted	66,651	—	—
Financial liabilities			
Derivative financial Liabilities	—	1,112	—
March 31, 2012			
Financial assets			
Derivative financial assets	—	4,893	—
Held for trading securities — quoted	16,141	—	—
Financial liabilities			
Derivative financial Liabilities	—	567	—

During the year ended March 31, 2013, there were no transfers between Level 1 and Level 2 fair value measurements, and no transfers into and out of Level 3 fair value measurements.

33. Related Party Transactions

Related party transactions represent transactions entered into by the Group with entities having significant influence over the Group ('significant influence entities'), associates, joint ventures and other related parties. The transactions and balances with the related parties for the years ended March 31, 2013 and March 31, 2012, respectively, are described below:

33.1 Summary of transactions with Related Parties (other than joint ventures)

a) Transactions for the year

<u>Relationship</u>	<u>Year ended March 31, 2013</u>			<u>Year ended March 31, 2012</u>		
	<u>Significant influence entities</u>	<u>Associates*</u>	<u>Other related parties</u>	<u>Significant influence entities</u>	<u>Associates</u>	<u>Other related parties</u>
	(₹ Millions)					
Purchase of assets	—	(1,622)	(2,319)	—	(3,010)	(1,907)
Sale/transfer of assets	28	—	1	—	0	—
Sale/Rendering of Services	1,444	167	149	1,049	486	88
Purchase/Receiving of Services	(595)	(2,459)	(3,968)	(582)	(2,274)	(3,259)
Loans to related party	—	130	—	—	172	—
Expenses incurred by the Group on behalf of Related Party ..	—	30	14	—	23	16
Expenses incurred by Related Party for the Group	(24)	—	(828)	(25)	—	(619)
Security deposit paid	—	—	109	—	—	82
Security deposit/Advance received	—	(4,847)	(8)	—	—	(8)
Interest Income on Loan	—	46	—	—	46	—
Dividend Paid	2,327	—	266	2,319	—	266

Notes to consolidated financial statements

b) Closing Balances

	Closing balance as of March 31, 2013			Closing balance as of March 31, 2012		
	Significant influence entities	Associates*	Other related parties	Significant influence entities	Associates	Other related parties
	(₹ Millions)					
Due From	331	314	983	351	258	1,243
Due To	—	(33)	(122)	—	(922)	(274)
	<u>331</u>	<u>281</u>	<u>861</u>	<u>351</u>	<u>(664)</u>	<u>969</u>

* Refer note 7(a).

33.2 Summary of Transactions with Joint Ventures (JVs)*:

Particulars	Year ended March 31, 2013	Year ended March 31, 2012
	(₹ Millions)	
a) Transactions for the year		
Sale of fixed assets/retirement of bandwidth	262	654
Rendering of services	5,418	5,319
Receiving of services	(31,553)	(26,876)
Reimbursement of energy expenses	(19,650)	(15,058)
Fund transferred/Expenses incurred on behalf of JV	54	—
Security deposit/Advances paid#	(2,058)	173
Loan given	—	1,206
Loan repaid	(10,001)	—
Dividend Received	(4,050)	—
Reimbursement of Expenses to Related Party	(244)	—
Particulars	As of March 31, 2013	As of March 31, 2012
	(₹ Millions)	
b) Closing balance*		
Due from JVs	12,446	18,002
Due to JVs	(13,027)**	(6,917)
	<u>(581)</u>	<u>11,085</u>

Security deposit/Advances paid for year ended March 31, 2013 is net of refund of security deposit of ₹ 2,235 Mn.

* Transactions above have not been proportionate based on the equity holding in the respective JVs. Amount due from and due to JVs are included in the respective line items in the financial statements.

** Refer note 7(a).

- (1) Outstanding balances at year end are unsecured and settlement occurs in cash. There have been no guarantees provided or received for any related party receivables or payables. The Group has not recorded any impairment of receivables relating to amounts owed by related parties. This assessment is taken each year through examining the financial position of the related party and the market in which the related party operates.
- (2) In addition to the above, ₹ 106 Mn and ₹ 104 Mn donation has been given to Bharti Foundation during the year ended March 31, 2013 and March 31, 2012 respectively.

Purchase of assets — includes primarily purchase of bandwidth, computer software, telephone instruments and network equipment.

Notes to consolidated financial statements

Expenses incurred by/for the Group — include expenses of general and administrative nature.

Sale of services — represents billing for broadband, international long distance services, mobile, access and roaming services.

Purchase of services — includes primarily billing for broadband, international long distance services, management service charges, billing for tower infrastructure services and maintenance charges towards network equipment.

33.3 Remuneration to key management personnel were as follows:

<u>Particulars</u>	<u>Year ended</u>	<u>Year ended</u>
	<u>March 31, 2013</u>	<u>March 31, 2012</u>
	(₹ Millions)	
Short-Term employee benefits	399	307
Post-Employment benefits		
Defined contribution plan	25	13
Defined benefit plan*	—	—
Other long-term benefits*	—	—
Share-based payment**	—	—
	<u>424</u>	<u>320</u>

* As the liabilities for defined benefit plan i.e. gratuity and other long term benefits i.e. compensated absences are provided on actuarial basis for the Company as a whole, the amounts pertaining to directors are not included above.

** It represents fair value of options granted during the period which has been considered for amortization over the vesting periods.

34. Lease Disclosure

Operating Lease

As lessee, the Group's and its joint ventures' obligations arising from non-cancellable lease are mainly related to lease arrangements for passive infrastructure and real estate. These leases have various extension options and escalation clause. As per the agreements maximum obligation on long-term non-cancellable operating leases are as follows:

The future minimum lease payments obligations, **as lessee** are as follows:-

<u>Particulars</u>	<u>As of</u>	<u>As of</u>
	<u>March 31, 2013</u>	<u>March 31, 2012</u>
	(₹ Millions)	
Obligations on non-cancellable leases:		
Not later than one year	36,510	22,132
Later than one year but not later than five years	91,661	70,494
Later than five years	<u>93,012</u>	<u>82,909</u>
Total	<u>221,183</u>	<u>175,535</u>
Lease Rentals (Excluding Lease Equalization Adjustment of ₹ 1,274 Mn and ₹ 1,307 Mn for the year ended March 31, 2013 and March 31, 2012)	41,673	36,164

The escalation clause includes escalation ranging from 0 to 25 per cent., includes option of renewal from 1 to 15 years and there are no restrictions imposed on lease arrangements.

Notes to consolidated financial statements

As lessor, the Group's and its joint ventures' receivables arising from non-cancellable lease are mainly related to lease arrangements for passive infrastructure.

The future minimum lease payments receivable, as lessor are as follows:-

<u>Particulars</u>	<u>As of</u> <u>March 31, 2013</u>	<u>As of</u> <u>March 31, 2012</u>
	(₹ Millions)	
Receivables on non-cancellable leases:		
Not later than one year	40,886	18,817
Later than one year but not later than five years	68,640	59,792
Later than five years	39,973	44,095
Total	149,499	122,704

Finance Lease — As a Lessee

(i) Finance lease obligation of the Group as of March 31, 2013 is as follows:-

<u>Particulars</u>	<u>Future minimum</u> <u>lease payments</u>	<u>Interest</u>	<u>Present value</u>
	(₹ Millions)		
Not later than one year	476	51	425
Later than one year but not later than five years	1,368	385	983
Later than five years	—	—	—
Total	1,844	436	1,408

(ii) Finance lease obligation of the Group as of March 31, 2012 is as follows:

<u>Particulars</u>	<u>Future minimum</u> <u>lease payments</u>	<u>Interest</u>	<u>Present value</u>
	(₹ Millions)		
Not later than one year	0	0	0
Later than one year but not later than five years	1	0	1
Later than five years	—	—	—
Total	1	0	1

35. Commitments and Contingencies

(i) Commitments

a. Capital Commitments

<u>Particulars</u>	<u>As of</u> <u>March 31, 2013</u>	<u>As of</u> <u>March 31, 2012</u>
	(₹ Millions)	
Contracts placed for future capital expenditure not provided for in the financial statements*	119,377	157,179

The above includes ₹ 61,607 Mn as of March 31, 2013 (₹ 67,322 Mn as of March 31, 2012), pertaining to certain outsourcing agreements, under which the vendor supplies assets as well as services to the Group. The amount represents total minimum commitment over the unexpired period of the contracts i.e. between 2-9 years, since it is not possible for the Group to determine the extent of assets and services to be provided over the unexpired period of the contract. However, the actual charges/payments may exceed the above mentioned minimum commitment based on the terms of the agreements.

* The above also includes ₹ 491 Mn as of March 31, 2013, (₹ 912 Mn as of March 31, 2012), pertaining to Joint Ventures.

Notes to consolidated financial statements

b. Guarantees

<u>Particulars</u>	<u>As of March 31, 2013</u>	<u>As of March 31, 2012</u>
	(₹ Millions)	
Financial bank guarantees*#	35,053	36,015
Guarantees to third parties	2,719	2,558

* The Company has issued corporate guarantees of ₹ 2,756 Mn and ₹ 2,385 Mn as of March 31, 2013 and March 31, 2012 respectively, to banks and financial institutions for issuing bank guarantees on behalf of the Group companies.

Includes certain financial bank guarantees which have been given for subjudice matters and in compliance with licensing conditions, the amount with respect to these have been disclosed under contingencies and financial liabilities, as applicable in compliance with the applicable accounting standards.

(ii) Contingencies

<u>Particulars</u>	<u>As of March 31, 2013</u>	<u>As of March 31, 2012</u>
	(₹ Millions)	
Taxes, Duties and Other demands (under adjudication/appeal/dispute)		
— Sales Tax and Service Tax	17,118	10,495
— Income Tax	18,751	23,489
— Access Charges/Port Charges	4,918	4,821
— Customs Duty	5,509	3,083
— Entry Tax	5,499	4,293
— Stamp Duty	619	620
— Municipal Taxes	1,651	923
— DoT demands*	2,468	3,370
— Other miscellaneous demands	1,991	1,410
— Claims under legal cases including arbitration matters	3,648	3,025
Total	62,172	55,529

* in addition, refer note f(v), f(vi) and f(vii) below for other DOT matters not included above.

The above also includes ₹ 1,836 Mn as of March 31, 2013, (₹ 1,537 Mn as of March 31, 2012), pertaining to Joint Ventures.

The above mentioned contingent liabilities represent disputes with various government authorities in the respective jurisdiction where the operations are based and it is not possible for the Group to predict the timing of final outcome of these contingent liabilities. Currently, the Group and its joint ventures have operations in India, South Asia region and Africa region.

a) Sales and Service Tax

The claims for sales tax as of March 31, 2013 and as of March 31, 2012 comprised of cases relating to the appropriateness of declarations made by the Company under relevant sales tax legislation which was primarily procedural in nature and the applicable sales tax on disposals of certain property and equipment items. Pending final decisions, the Company has deposited amounts with statutory authorities for certain cases. Based on the Company's evaluation, it believes that it is not probable that the claim will materialize and therefore, no provision has been recognized.

Further, in the State of J&K, the Company has disputed the levy of General Sales Tax on its telecom services and towards which the Company has received a stay from the Hon'ble J&K High Court. The demands received to date have been disclosed under contingent liabilities. Based on the Company's evaluation, it believes that it is not probable that the claim will materialize and therefore, no provision has been recognized.

Notes to consolidated financial statements

The service tax demands as of March 31, 2013 and March 31, 2012 relate to cenvat claimed on tower and related material, levy of service tax on SIM cards, cenvat credit disallowed for procedural lapses and inadmissibility of credit, disallowance of cenvat credit used in excess of 20 per cent. limit and service tax demand on employee talk time.

b) Income Tax Demand

Income tax demands under appeal mainly included the appeals filed by the Group before various appellate authorities against the disallowance of certain expenses being claimed under tax by income tax authorities, non-deduction of tax at source with respect to dealers/distributor's margin and non-deduction of tax on payments to international operators for access charges, etc. Based on the Company's evaluation and legal advice, it believes that it is not probable that the claim will materialize and therefore, no provision has been recognized.

c) Access Charges (Interconnect Usage Charges)/Port Charges

Interconnect charges are based on the Interconnect Usage Charges (IUC) agreements between the operators although the IUC rates are governed by the IUC guidelines issued by TRAI. BSNL has raised a demand requiring the Company to pay the interconnect charges at the rates contrary to the regulations issued by TRAI. The Company filed a petition against that demand with the Telecom Disputes Settlement and Appellate Tribunal ('TDSAT') which passed a status quo order, stating that only the admitted amounts based on the regulations would need to be paid by the Company. The final order was also passed in our favor. BSNL has challenged the same in Supreme court. However, no stay has been granted.

Based on the Company's evaluation and legal advice, it believes that it is not probable that the claim will materialize and therefore, no provision has been recognized. Accordingly, no amounts have been accrued although some have been paid under protest.

In another proceeding with respect to Distance Based Carriage Charges, the Hon'ble TDSAT in its order dated May 21, 2010, allowed BSNL appeal praying to recover distance based carriage charges. On filing of appeal by the Telecom Operators, Hon'ble Supreme Court asked the Telecom Operators to furnish details of distance-based carriage charges owed by them to BSNL. Further, in a subsequent hearing held on Aug 30, 2010, Hon'ble Supreme Court sought the quantum of amount in dispute from all the operators as well as BSNL and directed both BSNL and Private telecom operators to furnish Call Data Records (CDRs) to TRAI. The CDRs have been furnished to TRAI. Based on the Company's evaluation and legal advice, it believes that it is not probable that the claim will materialize and therefore, no provision has been recognized.

In another issue with respect to Port Charges, in 2001, TRAI had prescribed slab based rate of port charges payable by private operators which were subsequently reduced in the year 2007 by TRAI. On BSNL's appeal, TDSAT passed its judgment in favor of BSNL, and held that the pre-2007 rates shall be applicable prospectively from May 29, 2010. Based on the Company's evaluation and legal advice, it believes that it is not probable that the claim will materialize and therefore, no provision has been recognized.

d) Customs Duty

The custom authorities, in some states, demanded ₹ 5,509 Mn as of March 31, 2013 (₹ 3,083 Mn as of March 31, 2012) for the imports of special software on the ground that this would form part of the hardware along with which the same has been imported. The view of the Company is that such imports should not be subject to any custom duty as it would be operating software exempt from any custom duty. In response to the application filed by the Company, the Hon'ble CESTAT has passed an order in favor of the custom authorities. The Company has filed an appeal with Hon'ble Supreme Court against the CESTAT order. Based on the Company's evaluation, it believes that it is not probable that the claim will materialize and therefore, no provision has been recognized.

e) Entry Tax

In certain states, an entry tax is levied on receipt of material from outside the state. This position has been challenged by the Company in the respective states, on the grounds that the specific entry tax is ultra vires the Constitution. Classification issues have been raised, whereby, in view of the Company, the material proposed to be taxed is not covered under the specific category. Based on the Company's evaluation, it believes that it is not probable that the claim will materialize and therefore, no provision has been recognized. The amount under dispute as of March 31, 2013 is ₹ 5,499 Mn (₹ 4,293 Mn as of March 31, 2012).

f) DoT Demands

- i. The Company has not been able to meet its roll out obligations fully due to certain non-controllable factors like Telecommunication Engineering Center testing, Standing Advisory Committee of Radio Frequency Allocations clearance, non availability of spectrum, etc. The Company has received show cause notices from DoT for 14 of its circles for non-fulfillment of its roll out obligations and these have been replied to. DoT has reviewed and revised the criteria and there has been no further development on this matter since then.
- ii. DoT demands include demands raised for contentious matters relating to computation of license fees and spectrum charges.
- iii. DoT demands include alleged short payment of license fee for FY 2006-07 and FY 2007-08 due to difference of interpretation of Adjusted Gross Revenue (AGR) between Group and DoT and interest thereon, against which the Group has obtained stay from appropriate Hon'ble High Courts and TDSAT.
- iv. DoT demands also include the contentious matters in respect of subscriber verification norms and regulations including validity of certain documents allowed as Proof of Address/ Identity in a mobility circle.

The above stated matters are being contested by the Company and the Company, based on legal advice, believes that it has complied with all license related regulations as and when prescribed and does not expect any loss relating to these matters.

In addition to the amounts disclosed in the above table, the contingent liability on DOT matters includes the following:

- v. Post the Hon'ble Supreme Court Judgment on October 11, 2011 on components of Adjusted Gross Revenue for computation of license fee, based on the legal advice, the Company believes that the realized and unrealized foreign exchange gain should not be included in Adjusted Gross Revenue (AGR) for computation of license fee thereon. Accordingly, the license fee on such foreign exchange gain has not been provided in these financial statements. Also, due to ambiguity of interpretation of 'foreign exchange differences', the license fee impact on such exchange differences is not quantifiable and has not been included in the table above. Further, as per the Order dated June 18, 2012 of the Kerala High Court, stay has been obtained, wherein the licensee can continue making the payment as was being done throughout the period of license on telecom activities.
- vi. On January 8, 2013, DoT issued a demand on the Company and one of its subsidiaries for ₹ 52,013 Mn towards levy of one time spectrum charge. The demand includes a retrospective charge of ₹ 9,090 Mn for holding GSM Spectrum beyond 6.2 Mhz for the period from July 1, 2008 to December 31, 2012 and also a prospective charge of ₹ 42,923 Mn for GSM spectrum held beyond 4.4 Mhz for the period from January 1, 2013, till the expiry of the initial terms of the respective licenses. In the opinion of the Company, inter-alia, the above demand amounts to alteration of financial terms of the licenses issued in the past. Based on a petition filed by the Company, the Hon'ble High Court of Bombay, vide its order dated January 28, 2013, has directed the DoT to respond and not to take any coercive action until the next date of hearing, scheduled for May 6, 2013. The Company believes, based on independent legal opinions and its evaluation, that it is not probable that the claim will materialize and therefore, pending outcome of this matter, no provision has been recognized.

Notes to consolidated financial statements

- (vii) Based upon the scope of Service under UAS License and the NIA for 3G/BWA with its clarifications, in 7 such circles where the Company has not been allocated 3G spectrum, the Company has been providing 3G service under a commercial arrangement .i.e “ 3G Intra Circle Roaming Agreements with other operators”.

The Department of Telecommunications issued notice to the Company dated December 23, 2011 along with other Telecom Operators to stop provision of services under 3G Intra Circle Roaming Agreements where it has not won 3G Spectrum which was challenged by the Company in TDSAT wherein stay was granted against the said order by TDSAT. TDSAT on July 3, 2012 gave a split verdict on the legality of telecom operators providing 3G services to its customers in circles, where they have not been allotted the 3G spectrum.

The Department of Telecommunications (DoT) vide its letter dated March 15, 2013 has directed the Company to stop providing 3G services in these 7 circles (under Intra Circle Roaming arrangements) and has also levied a financial penalty of ₹ 3,500 Mn. The same had been challenged by the Company before Hon'ble Delhi High Court which had granted a stay vide its order dated March 18, 2013. Subsequently, one of the operators (not being a party to the litigation) approached the Division Bench of Delhi High Court and, allowing its appeal, the Division Bench vacated the stay. The Company filed a Special Leave Petition before the Supreme Court, challenging the order of the Division Bench.

The Supreme Court, vide its interim order dated April 11, 2013, restrained DoT from taking any coercive action and while adjourning the matter for final hearing to May 09, 2013, also directed the Company not to extend the facilities to any new customer on the basis of the Intra Circle Roaming Arrangements in the meantime. Pending further orders from the Court, the Company continues to provide such services to existing customers under the said commercial arrangement.

g) Airtel Networks Limited — Ownership

Airtel Networks Limited (“Airtel Networks”) (formerly known as Celtel Nigeria Limited) was incorporated on December 21, 2000 as Econet Wireless Nigeria Limited. Airtel Networks is a subsidiary of Bharti Airtel Nigeria BV (BANBV) (formerly, Celtel Nigeria BV), which in turn, is an indirect subsidiary of Bharti Airtel International (Netherlands) BV, a subsidiary of Bharti Airtel Limited.

Airtel Networks and/or BANBV are defendants in several cases filed by Econet Wireless Limited (EWL) where EWL is claiming, amongst others, a breach of its alleged pre-emption rights against erstwhile and current shareholders.

Under the transaction to acquire a 65 per cent. controlling stake in Airtel Networks Limited in 2006, the selling shareholders were obliged under the pre-emption right provision contained in the shareholders agreement dated April 30, 2002 (the “Shareholders Agreement”) to first offer the shares to each other before offering the shares to a third party. The sellers waived the pre-emption rights amongst themselves and the shares were offered to EWL despite the fact that EWL’s status as a shareholder itself was in dispute. However, the offer to EWL lapsed since EWL did not meet its payment obligations to pay for the shares within the 30 days deadline as specified in the shareholders agreement and the shares were acquired by Celtel Nigeria BV (now, Bharti Airtel Nigeria BV) in 2006. EWL has filed a number of suits before Courts in Nigeria and commenced arbitral proceedings in Nigeria contesting the acquisition. The Company’s indirect subsidiary, Bharti Airtel Nigeria BV, which is the current owner of 65.7 per cent. (increased to 79.059 per cent. in March, 2013) of the equity in Airtel Networks Limited has been defending these cases vigorously since the arbitration was commenced.

On December 22, 2011, the Tribunal in the Arbitration commenced by EWL issued a Partial Final Award stating, amongst others, that the Shareholders Agreement had been breached by the erstwhile shareholders and, accordingly, the acquisition was null and void. However, the Tribunal has rejected EWL’s claim for reversal of the 2006 transaction. Instead, the Tribunal ordered a damages hearing. However, no date has been set.

On February 3, 2012, Bharti Airtel Nigeria BV filed an application before the Lagos State High Court to set aside the Partial Final Award. In addition, Bharti Airtel Nigeria BV filed an application for an injunction to restrain the parties to the

Notes to consolidated financial statements

Arbitration from further convening the arbitration for the purposes of considering the quantum of damages that could be awarded to EWL until the conclusion of the matter to set aside the Partial Final Award. The application to set aside the Partial Final Award was heard by the Lagos State High Court on June 4, 2012 and by a Judgment delivered on October 4, 2012, the Lagos State High Court dismissed Bharti Airtel Nigeria BV's application to set aside the Final Partial Award. Bharti Airtel Nigeria BV has lodged an appeal against the Judgment of October 4, 2012 at the Court of Appeal in Lagos, Nigeria. A Hearing Date for the appeal has been set for May 20, 2013.

Without prejudice to the application by Bharti Airtel Nigeria BV before the Nigerian courts to set aside the Partial Final Award, preliminary steps are ongoing in relation to the damages hearing in the Arbitration and EWL has filed its damages claim in this regard and Bharti Airtel Nigeria BV filed its Defense on April 19, 2013.

Given the low probability of any material adverse effect to the Company's consolidated financial position and the indemnities in the share sale agreement concluded with the Zain Group in 2010, the Company determined that it was appropriate not to provide for this matter in the financial statements. Further, the estimate of the realistic financial impact of any damages, if any, cannot be made at this time and not before the conclusion of the legal proceedings.

In addition, Airtel Networks Limited is a defendant in an action where EWL is claiming entitlement to 5 per cent. of the issued share capital of Airtel Networks Limited. This case was commenced by EWL in 2004 (prior to the Vee Networks Limited acquisition in 2006). The Court of first instance on January 24, 2012 held that EWL should be reinstated as a 5 per cent. shareholder in Airtel Networks Limited. Despite the fact that the 5 per cent. shares claimed by EWL had been set aside in escrow since 2006 and therefore will not impact the 65.7 per cent. held by Bharti Airtel on a fully diluted basis in Airtel Networks Limited, the Company believes that there are good grounds to appeal the first instance judgment. The Company accordingly filed a Notice of Appeal and made two further applications before the Federal High Court for a stay of execution of judgment pending appeal and a motion for injunction, both applications were heard on March 13, 2012. On May 7, 2012, Honorable Justice Shuaibu in delivering the ruling at the Federal High Court stated that having considered the application before the court, the sole issue arising for determination was whether the Applicant had made a case for the grant of the reliefs sought. He stated that while Order 28 Rules 1 and 2 of the Federal High Court (Civil Procedure) Rules allows the Court to make preservative orders, Order 32 Rules 1-3 also gives the Court the power to refuse such applications while exercising these powers judicially and judiciously. In summary, the Judge then held that the Company had failed to make out a case for the Court to exercise its discretion in its favor of granting the application and accordingly refused it.

Immediately, a similar application for injunction and stay of execution were filed at the Court of Appeal, Kaduna on May 7, 2012. The matter was fixed for hearing of the applications on September 25, 2012. However, the matter did not proceed as slated due to technical reasons and the Matter was adjourned to January 16, 2013 for hearing of the pending applications. On January 16, 2013, the Court heard the interlocutory application relating to the transmission of records from the High Court to the Court of Appeal. The other interlocutory applications for injunction and stay of execution were however stood down for hearing on April 30, 2013. On April 30, 2013 the Court of Appeals, however, adjourned the matter to June 27, 2013 for hearing of the substantive appeal.

36. Earnings Per Share

The following is a reconciliation of the equity shares used in the computation of basic and diluted earnings per equity share:

<u>Particulars</u>	<u>Year ended</u>	<u>Year ended</u>
	<u>March 31, 2013</u>	<u>March 31, 2012</u>
	(Shares in Millions)	
Weighted average shares outstanding — Basic	3,794	3,795
Effect of dilutive securities on account of ESOP	<u>2</u>	<u>1</u>
Weighted average shares outstanding — diluted	<u>3,796</u>	<u>3,796</u>

Notes to consolidated financial statements

Income available to equity holders of the Group used in the basic and diluted earnings per share were determined as follows:

<u>Particulars</u>	<u>Year ended</u>	<u>Year ended</u>
	<u>March 31, 2013</u>	<u>March 31, 2012</u>
	(₹ Millions)	
Net profit available to equity holders of the Parent	22,757	42,594
Effect on account of ESOP on profits for the year	—	—
Net profit available for computing diluted earnings per share	22,757	42,594
Basic Earnings per Share	6.00	11.22
Diluted Earnings per Share	6.00	11.22

The number of shares used in computing basic EPS is the weighted average number of shares outstanding during the year. The diluted EPS is calculated on the same basis as basic EPS, after adjusting for the effects of potential dilutive equity shares unless the impact is anti-dilutive.

37. Financial Risk Management Objectives and Policies

The Group's and its joint ventures' principal financial liabilities, other than derivatives, comprise borrowings, trade and other payables, and financial guarantee contracts. The main purpose of these financial liabilities is to manage finances for the Group's and its joint ventures' operations. The Group and its joint ventures have loan and other receivables, trade and other receivables, and cash and short-term deposits that arise directly from its operations. The Group also enters into derivative transactions.

The Group and its joint ventures are exposed to market risk, credit risk and liquidity risk.

The Group's senior management oversees the management of these risks. The senior professionals working to manage the financial risks and the appropriate financial risk governance frame work for the Group are accountable to the Board Audit Committee. This process provides assurance to the Group's senior management that the Group's financial risk-taking activities are governed by appropriate policies and procedures and that financial risks are identified, measured and managed in accordance with Group policies and Group risk appetite. All derivative activities for risk management purposes are carried out by specialist teams that have the appropriate skills, experience and supervision. It is the Group's policy that no trading in derivatives for speculative purposes shall be undertaken.

The Board of Directors reviews and agrees policies for managing each of these risks which are summarized below:-

• Market Risk

Market risk is the risk that the fair value or future cash flows of a financial instrument will fluctuate because of changes in market prices. Market prices comprise three types of risk: currency rate risk, interest rate risk and other price risks, such as equity risk. Financial instruments affected by market risk include loans and borrowings, deposits, investments, and derivative financial instruments.

The sensitivity analysis have been prepared on the basis that the amount of net debt, the ratio of fixed to floating interest rates of the debt and derivatives and the proportion of financial instruments in foreign currencies are all constant.

The analysis excludes the impact of movements in market variables on the carrying value of post-employment benefit obligations, provisions and on the non-financial assets and liabilities.

The sensitivity of the relevant income statement item is the effect of the assumed changes in the respective market risks. This is based on the financial assets and financial liabilities held as of March 31, 2013 and March 31, 2012.

Notes to consolidated financial statements

The Group's activities expose it to a variety of financial risks, including the effects of changes in foreign currency exchange rates and interest rates. The Group uses derivative financial instruments such as foreign exchange contracts and interest rate swaps to manage its exposures to foreign exchange fluctuations and interest rate.

• Foreign Currency Risk

Foreign currency risk is the risk that the fair value or future cash flows of a financial instrument will fluctuate because of changes in foreign exchange rates. The Group primarily transacts business in local currency and in foreign currency, primarily U.S. dollars with parties of other countries.

The Group has obtained foreign currency loans and has imported equipment and is therefore, exposed to foreign exchange risk arising from various currency exposures primarily with respect to United States dollar. The Group may use foreign exchange option contracts, swap contracts or forward contracts towards hedging risk resulting from changes and fluctuations in foreign currency exchange. These foreign exchange contracts, carried at fair value, may have varying maturities varying depending upon the primary host contract requirement and risk management strategy of the Company.

The Group manages its foreign currency risk by hedging appropriate percentage of its foreign currency exposure, as approved by Board as per established risk management policy.

Foreign Currency Sensitivity

The following table demonstrates the sensitivity in the USD, Lankan Rupee, and other currencies with all other variables held constant. The impact on the Group's and its joint ventures' profit before tax is due to changes in the fair value of monetary assets and liabilities including foreign currency derivatives. The impact on Group's and joint venture's equity is due to change in the fair value of intra-group monetary items that form part of net investment in foreign operation.

<u>Particulars</u>	<u>Change in currency exchange rate</u>	<u>Effect on profit before tax</u>	<u>Effect on equity (OCI)</u>
		(₹ Millions)	
For the year ended March 31, 2013			
US Dollars	+5%	(6,870)	(2,093)
	-5%	6,870	2,093
Others	+5%	(215)	—
	-5%	215	—
For the year ended March 31, 2012			
US Dollars	+5%	(4,574)	(1,805)
	-5%	4,574	1,805
Lankan Rupee	+5%	—	552
	-5%	—	(552)
Japanese Yen	+5%	(189)	—
	-5%	189	—
Others	+5%	25	—
	-5%	(25)	—

• Interest Rate Risk

Interest rate risk is the risk that the fair value or future cash flows of a financial instrument will fluctuate because of changes in market interest rates. The Group's and its joint ventures' exposure to the risk of changes in market interest rates relates primarily to the Group's and its joint ventures' debt interest obligations. To manage this, the Group and its joint ventures may enter into interest rate swaps and options whereby it agrees with other parties to exchange, at specified intervals the difference between the fixed contract rate interest amounts and the floating rate interest amounts calculated by reference to the agreed notional principal amounts. The management also maintains a portfolio mix of floating and fixed rate debt. As of March 31, 2013, after taking into account the effect of interest rate swaps, approximately 6.51 per cent. of the Group's and its joint ventures' borrowings are at a fixed rate of interest (March 31, 2012: 8.85 per cent.).

Notes to consolidated financial statements

Interest Rate Sensitivity

The following table demonstrates the sensitivity to a reasonably possible change in interest rates on floating rate portion of loans and borrowings, after the impact of interest rate swaps, with all other variables held constant, the Group's and its joint ventures' profit before tax is affected through the impact of floating rate borrowings as follows.

<u>Interest rate sensitivity</u>	<u>Increase/decrease in basis points</u>	<u>Effect on profit before tax</u>
	(₹ Millions)	
For the year ended March 31, 2013		
INR — borrowings	+100	(1,423)
	-100	1,423
US Dollar — borrowings	+100	(4,770)
	-100	4,770
Nigerian Naira — borrowings	+100	(582)
	-100	582
Other Currency — borrowings	+100	(75)
	-100	75
For the year ended March 31, 2012		
INR — borrowings	+100	(994)
	-100	994
Japanese Yen — borrowings	+100	(50)
	-100	50
US Dollar — borrowings	+100	(4,805)
	-100	4,805
Nigerian Naira — borrowings	+100	(444)
	-100	444
Other Currency — borrowings	+100	(23)
	-100	23

The assumed movement in basis points for interest rate sensitivity analysis is based on the currently observable market environment.

• Price Risk

The Group's and its joint ventures' investments, mainly, in debt mutual funds and bonds are susceptible to market price risk arising from uncertainties about future values of the investment securities. The Group and its joint ventures are not exposed to any significant price risk.

• Credit Risk

Credit risk is the risk that a counter party will not meet its obligations under a financial instrument or customer contract, leading to a financial loss. The Group and its joint ventures is exposed to credit risk from its operating activities (primarily trade receivables) and from its financing activities, including deposits with banks and financial institutions, foreign exchange transactions and other financial instruments.

1) Trade Receivables

Customer credit risk is managed by each business unit subject to the Group's established policy, procedures and control relating to customer credit risk management. Trade receivables are non-interest bearing and are generally on 14 days to 30 days credit term except in case of balances due from trade receivables in Airtel Business Segment which are generally on 7 days to 90 days credit terms. Credit limits are established for all customers based on internal rating criteria. Outstanding customer receivables are regularly monitored. The Group and its joint venture has no concentration of credit risk as the customer base is widely distributed both economically and geographically.

Notes to consolidated financial statements

The ageing analysis of trade receivables as of the reporting date is as follows:

Particulars	Neither past due nor impaired (including unbilled)	Past due but not impaired				Total
		Less Than 30 days	30 to 60 days	60 to 90 days	Above 90 days	
		(₹ Millions)				
Trade Receivables as of March 31, 2013	28,492	14,719	6,130	2,891	11,888	64,120
Trade Receivables as of March 31, 2012	21,018	13,354	5,751	3,746	11,273	55,142

The requirement for impairment is analyzed at each reporting date. Refer note 20 for details on the impairment of trade receivables.

2) Financial Instruments and Cash Deposits

Credit risk from balances with banks and financial institutions is managed by Group's treasury in accordance with the Board approved policy. Investments of surplus funds are made only with approved counterparties who meet the minimum threshold requirements under the counterparty risk assessment process. The Group monitors ratings, credit spreads and financial strength on at least a quarterly basis. Based on its ongoing assessment of counterparty risk, the Group adjusts its exposure to various counterparties. The Group's and its joint ventures' maximum exposure to credit risk for the components of the statement of financial position as of March 31, 2013 and March 31, 2012 is the carrying amounts as disclosed in note 32 except for financial guarantees. The Group's and its joint ventures' maximum exposure for financial guarantees is given in note 35.

• Liquidity Risk

Liquidity risk is the risk that the Group may not be able to meet its present and future cash and collateral obligations without incurring unacceptable losses. The Group's objective is to, at all times maintain optimum levels of liquidity to meet its cash and collateral requirements. The Group closely monitors its liquidity position and deploys a robust cash management system. It maintains adequate sources of financing including bilateral loans, debt, and overdraft from both domestic and international banks at an optimized cost. It also enjoys strong access to domestic and international capital markets across debt, equity and hybrids.

The table below summarizes the maturity profile of the Group's and its joint ventures' financial liabilities based on contractual undiscounted payments:-

Particulars	As of March 31, 2013						Total
	Carrying amount	On Demand	Less than 6 months	6 to 12 months	1 to 2 years	> 2 years	
			(₹ Millions)				
Interest bearing borrowings*#	735,969	11,370	78,580	67,932	223,096	478,668	859,646
Financial derivatives	1,112	—	163	130	246	573	1,112
Other liabilities	22,748	—	—	—	2,376	21,372	23,748
Trade and other payables#	266,773	—	261,717	5,056	—	—	266,773
	<u>1,026,602</u>	<u>11,370</u>	<u>340,460</u>	<u>73,118</u>	<u>225,718</u>	<u>500,613</u>	<u>1,151,279</u>

Particulars	As of March 31, 2012						Total
	Carrying amount	On Demand	Less than 6 months	6 to 12 months	1 to 2 years	> 2 years	
			(₹ Millions)				
Interest bearing borrowings*#	691,200	512	102,142	118,513	105,955	455,481	782,603
Financial derivatives	567	—	82	84	80	321	567
Other liabilities	23,076	—	—	—	10,893	14,924	25,817
Trade and other payables#	231,682	—	231,682	—	—	—	231,682
	<u>946,525</u>	<u>512</u>	<u>333,906</u>	<u>118,597</u>	<u>116,928</u>	<u>470,726</u>	<u>1,040,669</u>

* Includes contractual interest payment based on interest rate prevailing at the end of the reporting period, over the tenor of the borrowings.

Notes to consolidated financial statements

Interest accrued but not due of ₹ 6,361 Mn and ₹ 968 Mn as of March 31, 2013 and March 31, 2012, respectively, has been included in interest bearing borrowings and excluded from trade and other payables. The derivative financial instruments disclosed in the above table represent fair values of the instrument. However, those amounts may be settled gross or net.

• Capital Management

Capital includes equity attributable to the equity holders of the Parent. The primary objective of the Group's capital management is to ensure that it maintains an efficient capital structure and healthy capital ratios in order to support its business and maximize shareholder value.

The Group manages its capital structure and makes adjustments to it, in light of changes in economic conditions. To maintain or adjust the capital structure, the Group may adjust the dividend payment to shareholders, return capital to shareholders or issue new shares.

No changes were made in the objectives, policies or processes during the year ended March 31, 2013 and March 31, 2012.

The Group monitors capital using a gearing ratio, which is net debt divided by total capital plus net debt. Net debt is calculated as loans and borrowings less cash and cash equivalents.

<u>Particulars</u>	<u>As of</u> <u>March 31, 2013</u>	<u>As of</u> <u>March 31, 2012</u>
	(₹ Millions)	
Loans & Borrowings	729,608	690,232
Less: Cash and Cash Equivalents	17,295	20,300
Net Debt	712,313	669,932
Equity	503,217	506,113
Total Capital	503,217	506,113
Capital and Net Debt	1,215,530	1,176,045
Gearing Ratio	58.6%	57.0%

38. New Operations

During the year ended March 31, 2013, the Group has completed the launch of BWA services in Karnataka, Kolkata, Maharashtra and Chandigarh circles.

39. New Companies/Developments

- a) On February 22, 2013, Airtel Mobile Commerce Rwanda Limited had been incorporated as a wholly owned subsidiary of Airtel Mobile Commerce B.V. (a wholly owned subsidiary of Bharti Airtel International (Netherlands) B.V.).
- b) During the year ended March 31, 2013, the Group has increased its equity investment by way of conversion of loan into equity in the following subsidiaries
 - ₹ 9,907 Mn (USD 177 Mn) in Bharti Airtel International (Mauritius) Limited
 - ₹ 67,353 Mn (USD 1203.30 Mn) in Bharti Airtel International (Netherlands) B.V.
 - ₹ 32,185 Mn (USD 575 Mn) in Bharti International (Singapore) Pte Limited
 - ₹ 546 Mn in Telesonic Networks Limited.

Notes to consolidated financial statements

- c) During the year ended March 31, 2013, Bharti Airtel International (Mauritius) Limited has increased its equity investment by ₹ 27,812 Mn (USD 501.76 Mn) in Bharti Airtel International (Netherlands) B.V. by way of conversion of loan (including interest receivable) into equity.
- d) During the year ended March 31, 2013, Bharti International (Singapore) Pte Limited has increased its equity investment by ₹ 26,973 Mn (USD 482 Mn) in Bharti Airtel International (Netherlands) B.V. by way of conversion of loan (including interest receivable) into equity.

40. Companies in the Group, Joint Ventures and Associates

The Group conducts its business through Bharti Airtel and its directly and indirectly held subsidiaries, joint ventures and associates, which are as follows:-

S. No.	Name of Subsidiary	Country of Incorporation	Principal Activities	Percentage of Holding (Direct/Indirect) by the Group	
				As of March 31, 2013	As of March 31, 2012
				%	%
1	Bharti Airtel Services Limited	India	Administrative support to Bharti Group and trading activities	100	100
2	Network i2i Limited	Mauritius	Submarine Cable System	100	100
3	Bharti Airtel (USA) Limited	United States of America	Telecommunication services	100	100
4	Bharti Airtel (UK) Limited	United Kingdom	Telecommunication services	100	100
5	Bharti Airtel (Canada) Limited#	Canada	Telecommunication services	100	100
6	Bharti Airtel (Hongkong) Limited	Hongkong	Telecommunication services	100	100
7	Bharti Airtel Holdings (Singapore) Pte Ltd	Singapore	Investment Company	100	100
8	Bharti Airtel Lanka (Private) Limited	Sri Lanka	Telecommunication services	100	100
9	Bharti Infratel Lanka (Private) Limited	Sri Lanka	Passive infrastructure Services	100	100
10	Bharti Hexacom Limited	India	Telecommunication services	70	70
11	Bharti Infratel Limited ("BIL")	India	Passive infrastructure Services	79.42	86.09
12	Bharti Infratel Ventures Limited ("BIVL")	India	Passive infrastructure Services	79.42	86.09
13	Bharti Telemedia Limited	India	Direct To Home services	95	95
14	Airtel Bangladesh Limited	Bangladesh	Telecommunication services	70	70
15	Bharti International (Singapore) Pte. Ltd	Singapore	Telecommunication services	100	100
16	Bharti Airtel International (Netherlands) B.V.	Netherlands	Investment Company	100	100
17	Airtel M Commerce Services Limited	India	Mobile commerce services	100	100
18	Bharti Airtel International (Mauritius) Limited	Mauritius	Investment Company	100	100
19	Bharti Airtel (Japan) Kabushiki Kaisha	Japan	Telecommunication services	100	100
20	Bharti Airtel (France) SAS	France	Telecommunication services	100	100
21	Bangladesh Infratel Networks Limited	Bangladesh	Passive infrastructure Services	100	100

Notes to consolidated financial statements

S. No.	Name of Subsidiary	Country of Incorporation	Principal Activities	Percentage of Holding (Direct/Indirect) by the Group	
				As of March 31, 2013	As of March 31, 2012
				%	%
22	Telesonic Networks Limited (formerly Alcatel Lucent Network Management Services India Limited)	India	Telecommunication services	100	—
23	Bharti Airtel Africa B.V.	Netherlands	Investment Company	100	100
24	Bharti Airtel Burkina Faso Holdings B.V.	Netherlands	Investment Company	100	100
25	Airtel Burkina Faso S.A.	Burkina Faso	Telecommunication services	100	100
26	Bharti Airtel Chad Holdings B.V.	Netherlands	Investment Company	100	100
27	Airtel Tchad S.A.(formerly known as Celtel Tchad S.A.)	Chad	Telecommunication services	100	100
28	Bharti Airtel Gabon Holdings B.V.	Netherlands	Investment Company	100	100
29	Airtel Gabon S.A. (formerly known as Celtel Gabon S.A.)	Gabon	Telecommunication services	90	90
30	Bharti Airtel Cameroon Holdings B.V.*	Netherlands	Investment Company	—	100
31	Celtel Cameroon S.A.*	Cameroon	Telecommunication services	—	100
32	Bharti Airtel Congo Holdings B.V.	Netherlands	Investment Company	100	100
33	Airtel Congo S.A.	Congo Brazzaville	Telecommunication services	90	90
34	Bharti Airtel RDC Holdings B.V.	Netherlands	Investment Company	100	100
35	Partnership Investments S.p.r.l.	Democratic Republic of Congo	Investment Company	100	100
36	Celtel Congo (RDC) S.a.r.l.	Democratic Republic of Congo	Telecommunication services	98.5	98.5
37	Bharti Airtel Mali Holdings B.V.	Netherlands	Investment Company	100	100
38	Bharti Airtel Kenya Holdings B.V.	Netherlands	Investment Company	100	100
39	Bharti Airtel Kenya B.V.	Netherlands	Investment Company	100	100
40	Airtel Networks Kenya Limited	Kenya	Telecommunication services	100	100
41	Bharti Airtel Malawi Holdings B.V.	Netherlands	Investment Company	100	100
42	Airtel Malawi Limited	Malawi	Telecommunication services	100	100
43	Bharti Airtel Niger Holdings B.V.	Netherlands	Investment Company	100	100
44	Celtel Niger S.A.	Niger	Telecommunication services	90	90
45	Bharti Airtel Sierra Leone Holdings B.V.	Netherlands	Investment Company	100	100
46	Airtel (SL) Limited	Sierra Leone	Telecommunication services	100	100
47	Celtel Zambia Plc	Zambia	Telecommunication services	96.36	96.36
48	Bharti Airtel Uganda Holdings B.V.	Netherlands	Investment Company	100	100

Notes to consolidated financial statements

S. No.	Name of Subsidiary	Country of Incorporation	Principal Activities	Percentage of Holding (Direct/Indirect) by the Group	
				As of March 31, 2013	As of March 31, 2012
				%	%
49	Airtel Uganda Limited	Uganda	Telecommunication services	100	100
50	Bharti Airtel Tanzania B.V.	Netherlands	Investment Company	100	100
51	Airtel Tanzania Limited	Tanzania	Telecommunication services	60	60
52	Bharti Airtel Madagascar Holdings B.V.	Netherlands	Investment Company	100	100
53	Channel Sea Management Company (Mauritius) Limited	Mauritius	Investment Company	100	100
54	Zebrano (Mauritius) Limited	Mauritius	Investment Company	100	100
55	Montana International	Mauritius	Investment Company	100	100
56	Airtel Madagascar S.A.	Madagascar	Telecommunication services	100	100
57	Bharti Airtel Nigeria Holdings B.V.#	Netherlands	Investment Company	100	100
58	MSI-Celstel Nigeria Limited#	Nigeria	Investment Company	100	100
59	Bharti Airtel Nigeria Holdings II B.V.	Netherlands	Investment Company	100	100
60	Bharti Airtel Nigeria B.V.	Netherlands	Investment Company	100	100
61	Bharti Airtel Ghana Holdings B.V.	Netherlands	Investment Company	100	100
62	Airtel Ghana Limited	Ghana	Telecommunication services	75	75
63	Bharti Airtel Acquisition Holdings B.V.	Netherlands	Investment Company	100	100
64	Bharti Airtel Services B.V.	Netherlands	Investment Company	100	100
65	Airtel Networks Limited	Nigeria	Telecommunication services	79.059	65.7
66	Bharti Airtel Zambia Holdings B.V.	Netherlands	Investment Company	100	100
67	Airtel Mobile Commerce Limited	Malawi	Mobile commerce services	100	100
68	Airtel Mobile Commerce (Kenya) Limited	Kenya	Mobile commerce services	100	100
69	Airtel Mobile Commerce (Ghana) Limited	Ghana	Mobile commerce services	100	100
70	Celstel (Mauritius) Holdings Limited	Mauritius	Investment Company	100	100
71	ZMP Limited	Zambia	Mobile commerce services	100	100
72	Airtel Mobile Commerce (SL) Limited	Sierra Leone	Mobile commerce services	100	100
73	Airtel Mobile Commerce Tchad S.a.r.l.	Chad	Mobile commerce services	100	100
74	Airtel Mobile Commerce B.V.	Netherlands	Investment Company	100	100
75	Airtel Money S.A. (Gabon) (formerly known as Mobile Commerce Gabon S.A.)	Gabon	Mobile commerce services	100	100
76	Malawi Towers Limited	Malawi	Infrastructure sharing services	100	100
77	Airtel Money Niger S.A.	Niger	Mobile commerce services	100	100
78	Société Malgache de Téléphone Cellulaire S.A.	Mauritius	Investment Company	100	100
79	Airtel Mobile Commerce Holdings B.V.	Netherlands	Investment Company	100	100

Notes to consolidated financial statements

S. No.	Name of Subsidiary	Country of Incorporation	Principal Activities	Percentage of Holding (Direct/Indirect) by the Group	
				As of March 31, 2013	As of March 31, 2012
				%	%
80	Zap Trust Company Nigeria Limited	Nigeria	Mobile commerce services	100	100
81	Indian Ocean Telecom Limited	Jersey	Investment Company	100	100
82	Airtel (Seychelles) Limited	Seychelles	Telecommunication services	100	100
83	Airtel Mobile Commerce (Tanzania) Limited	Tanzania	Mobile commerce services	100	100
84	Airtel Mobile Commerce Uganda Limited	Uganda	Mobile commerce services	100	100
85	Uganda Towers Limited	Uganda	Infrastructure sharing services	100	100
86	Airtel DTH Services Ghana Limited	Ghana	Direct To Home services	100	100
87	Airtel DTH Services Malawi Limited [#]	Malawi	Direct To Home services	100	100
88	Airtel DTH Services Uganda Limited [#]	Uganda	Direct To Home services	100	100
89	Africa Towers N.V.	Netherlands	Investment Company	100	100
90	Airtel Towers (Ghana) Limited	Ghana	Infrastructure sharing services	100	100
91	Bharti Airtel DTH Holdings B.V.	Netherlands	Investment Company	100	100
92	Airtel Direct-to-Home Services (Kenya) Limited*	Kenya	Direct To Home services	—	100
93	Airtel DTH Services (SL) Limited [#]	Sierra Leone	Direct To Home services	100	100
94	Airtel DTH Service Burkina Faso S.A.	Burkina Faso	Direct To Home services	100	100
95	Airtel DTH Services Congo S.A.	Congo Brazzavile	Direct To Home services	100	100
96	Airtel DTH Services Madagascar S.A.*	Madagascar	Direct To Home services	—	100
97	Airtel DTH Services Niger S.A.*	Niger	Direct To Home services	—	100
98	Airtel DTH Services Nigeria Limited	Nigeria	Direct To Home services	100	100
99	Airtel DTH Services Tchad S.A.*	Chad	Direct To Home services	—	100
100	Airtel DTH Services Tanzania Limited	Tanzania	Direct To Home services	100	100
101	Bharti DTH Services Zambia Limited	Zambia	Direct To Home services	100	100
102	Airtel Towers (SL) Company Limited	Sierra Leone	Infrastructure sharing services	100	100
103	Burkina Faso Towers S.A.	Burkina Faso	Infrastructure sharing services	100	100
104	Congo Towers S.A.	Congo Brazzavile	Infrastructure sharing services	100	100
105	Kenya Towers Limited	Kenya	Infrastructure sharing services	100	100
106	Madagascar Towers S.A.	Madagascar	Infrastructure sharing services	100	100
107	Mobile Commerce Congo S.A.	Congo Brazzavile	Mobile commerce services	100	100
108	Niger Towers S.A.	Niger	Infrastructure sharing services	100	100
109	Tanzania Towers Limited	Tanzania	Infrastructure sharing services	100	100
110	Tchad Towers S.A.	Chad	Infrastructure sharing services	100	100

Notes to consolidated financial statements

S. No.	Name of Subsidiary	Country of Incorporation	Principal Activities	Percentage of Holding (Direct/Indirect) by the Group	
				As of March 31, 2013	As of March 31, 2012
				%	%
111	Towers Support Nigeria Limited	Nigeria	Infrastructure sharing services	100	100
112	Bharti Airtel Developers Forum Limited	Zambia	Investment Company	100	100
113	Zambian Towers Limited	Zambia	Infrastructure sharing services	100	100
114	Airtel Money (RDC) S.p.r.l.	Democratic Republic of Congo	Mobile commerce services	100	100
115	Airtel Mobile Commerce Burkina Faso S.A.	Burkina Faso	Mobile commerce services	100	100
116	Airtel DTH Services Congo (RDC) S.p.r.l.	Democratic Republic of Congo	Direct to Home Services	100	100
117	Airtel DTH Services Gabon S.A.#	Gabon	Direct to Home Services	100	100
118	Congo (RDC) Towers S.p.r.l.	Democratic Republic of Congo	Infrastructure sharing services	100	100
119	Gabon Towers S.A.	Gabon	Infrastructure sharing services	100	100
120	Airtel Mobile Commerce Madagascar S.A.	Madagascar	Mobile commerce services	100	100
121	Bharti Airtel Cameroon B.V.	Netherlands	Investment Company	100	100
122	Airtel Rwanda Limited	Rwanda	Telecommunications company	100	100
123	Africa Towers Services Limited	Kenya	Infrastructure sharing services	100	100
124	Rwanda Towers Limited	Rwanda	Infrastructure sharing services	100	100
125	Airtel Mobile Commerce Rwanda Limited	Rwanda	Mobile commerce services	100	—

Under Liquidation.

* Dissolved during the year ended March 31, 2013.

S. No.	Name of Associates	Country of Incorporation	Principal Activities	Percentage of Holding (Direct/Indirect) by the Group	
				As of March 31, 2013	As of March 31, 2012
				%	%
1	Bharti Teleports Limited	India	Uplinking channels for broadcasters	49	49
2	Alcatel Lucent Network Management Services India Ltd	India	Telecommunication services	—	26
3	Tanzania Telecommunications Company Limited	Tanzania	Telecommunication services	35	35
4	Seychelles Cable Systems Company Limited	Seychelles	Submarine Cable System	26	26

Notes to consolidated financial statements

S. No.	Name of Joint Ventures	Country of Incorporation	Principal Activities	Percentage of Holding (Direct/ Indirect) by the Group	
				As of March 31, 2013	As of March 31, 2012
				%	%
1	Indus Towers Limited**	India	Passive infrastructure services	33.36	36.16
2	Bridge Mobile Pte Limited	Singapore	Provision of regional mobile services	10	10
3	Forum I Aviation Ltd	India	Aircraft chartering services	14.28	14.28
4	Wireless Business Services Private Limited	India	Telecommunication services	49	—
5	Wireless Broadband Business Services (Delhi) Private Limited	India	Telecommunication services	49	—
6	Wireless Broadband Business Services (Kerala) Private Limited	India	Telecommunication services	49	—
7	Wireless Broadband Business Services (Haryana) Private Limited	India	Telecommunication services	49	—

** Bharti Infratel Limited (“BIL”), in which the Group has 79.42 per cent. (86.09 per cent. as of March 31, 2012) equity interest, owns 42 per cent. of Indus Towers Limited.

41. Other Significant Matters

- a) During the year ended March 31, 2013, the Group was awarded a favorable order by the TDSAT in respect of an outstanding dispute pertaining to inter-connect agreements. The Group, based on the TDSAT judgement and independent legal opinion, has recognized revenue of ₹ 5,406 Mn, resulting in higher profit before tax by ₹ 3,161 Mn, and net profit by ₹ 2,277 Mn, respectively, during the year ended March 31, 2013, relating to previous periods.
- b) The Company has completed the transfer pricing study for the period upto March 31, 2012. For the year ended March 31, 2013, the Company is in the process of getting an independent evaluation done for certain transactions to determine whether the transactions with associated enterprises were undertaken at “arms length price”. Based on the transfer pricing study, the Company believes that all transactions with associate enterprises are at arms length price, accordingly, there is no Transfer Pricing adjustments for the year under consideration.
- c) During the year ended March 31, 2013, DoT has issued demand notices for the financial year 2006-07 and 2010-11 aggregating ₹ 23, 795 Mn in respect of assessment of license fee towards disallowances of the permissible deductions.

Further, DoT has also issued demands in the matter of Spectrum Usages Charge (SUC) assessment for the financial year 2010-11 & 2011-12 aggregating ₹ 8,643 Mn arising on account of disallowance of adjustments made by the Group in terms of TDSAT orders dated November 19, 2009 and April 22, 2010.

The Group has taken the appropriate action/legal recourse and believes that the probability of above claims getting materialised is remote.

- d) The Company (M/s J T Mobiles Limited subsequently merged with the Company) was awarded license by DoT to operate cellular services in the state of Punjab in December 1995. On April 18, 1996, the Company obtained the

Notes to consolidated financial statements

permission from DoT to operate the Punjab license through its wholly owned subsidiary, Evergrowth Telecom Limited (ETL). In December 1996, DoT raised argument that the permission dated April 18, 1996 has not become effective and cancelled the permission to operate which was subsequently reinstated on March 10, 1998 (the period from April 18, 1996 to March 10, 1998 has been hereinafter referred to as 'blackout period'). On July 15, 1999, license was terminated due to alleged non-payment of license fees, liquidated damages and related penal interest relating to blackout period.

In September 2001, in response to the demand raised by DoT, the Company had paid ₹ 4,856 Mn to DoT under protest subject to resolution of the dispute through arbitration. Consequently, the license was restored and an arbitrator was appointed for settlement of the dispute. Arbitrator awarded an unfavorable order, which was challenged by the Company before Hon'ble Delhi High Court.

On September 14, 2012, Hon'ble Delhi High court passed an order setting aside the award passed by the arbitrator. DoT in the meanwhile has preferred an Appeal, including condonation of delay in filing of appeal, which is presently pending before the Division Bench of the Delhi High Court. The Appeal on the issue of condonation of delay is listed for arguments on May 8, 2013.

The Company is in the process of evaluating legal course of action for recovery of the amount paid under protest together with interest thereon. Pending such evaluation and thereby initiation of recovery process, the Group, based on independent legal opinion, has not given any accounting treatment for the impact of the judgment in the financial statements for the year ended March 31, 2013.

e) On May 31, 2011, the subsidiary company "Bharti Infratel Ventures Limited" (wholly owned subsidiary of Bharti Infratel Limited having tower infrastructure in 12 circles) filed a scheme of merger before Hon'ble High Court of Delhi whereby the subsidiary company will merge with Indus Towers Limited, a joint venture company of the Group, with appointed date as April 1, 2009. The carrying value of assets and liabilities of the subsidiary company as of March 31, 2013 is ₹ 55,723 Mn and ₹ 12,034 Mn, respectively (before intra-group eliminations). Similarly, under the respective merger scheme, the other joint venturers will also contribute asset and liabilities in proportion to their shareholding.

On April 18, 2013, the Hon'ble High Court of Delhi has sanctioned the said Scheme which provides for transfer of all assets and liabilities of subsidiary company to Indus Towers Limited and winding-up of the subsidiary company subject to the final order in another appeal pending before the Division bench of Delhi High Court and any other orders in any further proceedings thereafter. The said Scheme shall be effective on filing of certified copy of Order of Hon'ble High Court of Delhi with the Registrar of Companies (ROC). As on the date of approval of these financial statements, the said order has not been filed with ROC. Accordingly, the scheme has not been given effect to in these financial statements.

f) Subsequent to the Balance Sheet date, March 31, 2013, the Company's wholly owned subsidiary, Airtel Uganda Limited, has entered into a definitive agreement with the Warid Group ("Warid") to fully acquire Warid Telecom Uganda. With this acquisition, the Company will further consolidate its position as the second largest mobile operator in Uganda with a combined customer base of over 7.4 Mn and market share of over 39 per cent. The agreement is subject to regulatory and statutory approvals and accordingly, the financial impact is not determinable as the transaction is not completed yet.

42. Previous year's figures in the notes to consolidated financial statements have been reclassified/restated, wherever required to confirm to the current year's presentation/classification. This does not affect the previously reported net profit or shareholders' equity.

**Report of Independent Auditors
To the Board of Directors of Bharti Airtel Limited**

We have audited the accompanying consolidated statement of financial position of Bharti Airtel Limited (“the Company”) and its subsidiaries (together referred to as “the Group”) as at March 31, 2012, the consolidated income statement, consolidated statement of comprehensive income, consolidated statement of changes in equity and consolidated statement of cash flows for the year then ended, and a summary of significant accounting policies and other explanatory notes.

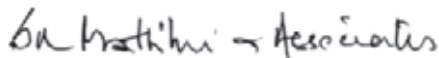
Management is responsible for the preparation and fair presentation of these financial statements in accordance with International Financial Reporting Standards. Our responsibility is to express an opinion on these financial statements based on our audit.

We conducted our audit in accordance with the auditing standards generally accepted in India. Those Standards require that we plan and perform the audit to obtain reasonable assurance about whether the financial statements are free of material misstatement. An audit includes examining, on a test basis, evidence supporting the amounts and disclosures in the financial statements. An audit also includes assessing the accounting principles used and significant estimates made by management, as well as evaluating the overall financial statement presentation. We believe that our audit provides a reasonable basis for our opinion.


We did not audit the financial statements of a joint venture, included herein with the Company’s share of total assets of Rs 66,935 million as at March 31, 2012, the total revenue (including recovery of power and fuel charges) of Rs 50,859 million and the cash inflows amounting to Rs 206 million for the year then ended, on the basis of amounts reflected in the audited financial statements of the joint-venture and before elimination of inter-company transactions between the Company and the joint venture on Consolidation. These financial statements and other financial information have been audited by other auditors whose report has been furnished to us, and our opinion is based solely on the report of other auditors.

We report that the consolidated financial statements have been prepared by the management in accordance with the International Financial Reporting Standards (IFRS).

Based on our audit and on consideration of reports of other auditors on separate financial statements and on the other financial information of the components, and to the best of our information and according to the explanations given to us, we are of the opinion that the consolidated financial statements give a true and fair view of the financial position of the Group as of March 31, 2012 and of its financial performance and its cash flows for the year then ended in accordance with International Financial Reporting Standards.



For S.R. Batliboi & Associates
Firm Registration No.: 101049W
Chartered Accountants



Per Prashant Singhal
Partner
Membership No.: 93283
Date: May 2, 2012
Place: New Delhi

Consolidated income statement

<u>Particulars</u>	<u>Notes</u>	<u>Year ended March 31, 2012</u>	<u>Year ended March 31, 2011</u>
		(₹ Millions, except per share data)	
Revenue	6	714,508	595,383
Other operating income		550	635
Operating expenses	8	(477,935)	(395,300)
		237,123	200,718
Depreciation and amortization	9	(133,681)	(102,066)
Profit from operating activities		103,442	98,652
Share of results of associates	15	(74)	(57)
Profit before finance income, cost and tax		103,368	98,595
Finance income	10	2,643	3,536
Finance costs	10	(40,828)	(25,349)
Profit before tax		65,183	76,782
Income tax expense	11	(22,602)	(17,790)
Net profit for the year		<u>42,581</u>	<u>58,992</u>
attributable to:			
Equity holders of the parent		42,594	60,467
Non-controlling interests		(13)	(1,475)
Net profit		<u>42,581</u>	<u>58,992</u>
Earnings per share	36		
Basic, profit attributable to equity holders of parent		11.22	15.93
Diluted, profit attributable to equity holders of parent		11.22	15.93

The accompanying notes form an integral part of these consolidated financial statements.

Consolidated statement of comprehensive income

<u>Particulars</u>	<u>Year ended March 31, 2012</u>	<u>Year ended March 31, 2011</u>
	(₹ Millions)	
Net profit for the year	42,581	58,992
Other comprehensive income		
Exchange differences on translation of foreign operations	(20,410)	12,681
Income tax effect	—	—
Other comprehensive income for the year, net of tax	<u>(20,410)</u>	<u>12,681</u>
Total comprehensive income for the year, net of tax	<u>22,171</u>	<u>71,673</u>
attributable to:		
Equity holders of the parent	22,550	73,661
Non-controlling interests	(379)	(1,988)
Total Comprehensive Income	<u>22,171</u>	<u>71,673</u>

For S. R. Batliboi & Associates
Firm Registration No: 101049W
Chartered Accountants

For and on behalf of the Board of Directors of Bharti Airtel Limited

per Prashant Singhal
Partner
Membership No: 93283

Sunil Bharti Mittal
Chairman & Managing Director

Akhil Gupta
Director

Place : New Delhi
Date : May 2, 2012

Sanjay Kapoor
CEO (India & South Asia)

Mukesh Bhavnani
Group General Counsel &
Company Secretary

Srikanth Balachandran
Global Chief
Financial Officer

Consolidated statement of financial position

<u>Particulars</u>	<u>Notes</u>	<u>As of March 31, 2012</u>	<u>As of March 31, 2011</u>
		(₹ Millions)	
Assets			
Non-current assets			
Property, plant and equipment	12	674,932	651,426
Intangible assets	13	660,889	637,317
Investment in associates	15	24	—
Derivative financial assets	16	2,756	1,998
Other financial assets	17	17,086	7,930
Other non-financial assets	18	15,568	9,255
Deferred tax asset	11	51,277	45,061
		<u>1,422,532</u>	<u>1,352,987</u>
Current assets			
Inventories	19	1,308	2,139
Trade and other receivables	20	63,735	54,929
Derivative financial assets	16	2,137	2,682
Prepayments and other assets	21	32,621	30,504
Income tax recoverable		9,049	5,280
Short term investments	22	18,132	6,224
Other financial assets	23	802	744
Cash and cash equivalents	24	20,300	9,575
		<u>148,084</u>	<u>112,077</u>
Total assets		<u><u>1,570,616</u></u>	<u><u>1,465,064</u></u>
Equity and liabilities			
Equity			
Issued capital		18,988	18,988
Treasury shares		(282)	(268)
Share premium		56,499	56,499
Retained earnings		395,682	357,446
Foreign currency translation reserve		(6,026)	14,018
Other components of equity	30	41,252	40,985
Equity attributable to equity holders of parent		<u>506,113</u>	<u>487,668</u>
Non-controlling interest		27,695	28,563
Total equity		<u><u>533,808</u></u>	<u><u>516,231</u></u>
Non-current liabilities			
Borrowings	25	497,154	532,338
Deferred revenue		2,892	8,700
Provisions	26	7,240	6,085
Derivative financial liabilities	16	401	151
Deferred tax liability	11	11,621	12,487
Other financial liabilities	27	23,076	13,856
Other non-financial liabilities	28	5,551	5,371
		<u>547,935</u>	<u>578,988</u>
Current liabilities			
Borrowings	25	193,078	84,370
Deferred revenue		43,282	30,599
Provisions	26	1,290	1,180
Other non-financial liabilities	28	10,811	10,053
Derivative financial liabilities	16	166	317
Income tax liabilities		7,596	3,642
Trade & other payables	31	232,650	239,684
		<u>488,873</u>	<u>369,845</u>
Total liabilities		<u>1,036,808</u>	<u>948,833</u>
Total equity and liabilities		<u><u>1,570,616</u></u>	<u><u>1,465,064</u></u>

The accompanying notes form an integral part of these consolidated financial statements.

For S. R. Batliboi & Associates
Firm Registration No: 101049W
Chartered Accountants

per Prashant Singhal
Partner
Membership No: 93283

Place : New Delhi
Date : May 2, 2012

For and on behalf of the Board of Directors of Bharti Airtel Limited

Sunil Bharti Mittal
Chairman & Managing Director

Akhil Gupta
Director

Sanjay Kapoor
CEO (India & South Asia)

Mukesh Bhavnani
Group General Counsel &
Company Secretary

Srikanth Balachandran
Global Chief
Financial Officer

Consolidated statement of changes in equity

Particulars	Attributable to equity holders of the Parent									
	Issued capital		Treasury shares	Share premium	Retained earnings	Foreign currency translation reserve	Other components of equity (Note 30)			
	Shares (in '000s)	Par value of ₹ 5 each								
As of April 1, 2010	3,797,531	18,988	(81)	₹ 56,499	301,342	824	44,368	421,940	25,285	447,225
Net income/(loss) for the year	—	—	—	—	60,467	—	—	60,467	(1,475)	58,992
Other comprehensive income/(loss)	—	—	—	—	—	13,194	—	13,194	(513)	12,681
Total comprehensive income/(loss)	—	—	—	—	60,467	13,194	—	73,661	(1,988)	71,673
Stock based compensation	—	—	—	—	—	—	1,391	1,391	170	1,561
Transferred from Debenture redemption reserve	—	—	—	—	65	—	(65)	—	—	—
Purchase of treasury stock from market	—	—	(402)	—	—	—	—	(402)	—	(402)
Receipt on exercise of treasury stock	—	—	215	—	—	—	(119)	96	—	96
Transaction with Non-Controlling Interest	—	—	—	—	—	—	(4,590)	(4,590)	(1,514)	(6,104)
Non-Controlling interest arising on a business combination (ref note 7)	—	—	—	—	—	—	—	—	6,610	6,610
Dividend	—	—	—	—	(4,428)	—	—	(4,428)	—	(4,428)
As of March 31, 2011	3,797,531	18,988	(268)	₹ 56,499	357,446	14,018	40,985	487,668	28,563	516,231
Net income/(loss) for the year	—	—	—	—	42,594	—	—	42,594	(13)	42,581
Other comprehensive income/(loss)	—	—	—	—	—	(20,044)	—	(20,044)	(366)	(20,410)
Total comprehensive income/(loss)	—	—	—	—	42,594	(20,044)	—	22,550	(379)	22,171
Stock based compensation	—	—	—	—	—	—	884	884	40	924
Reclassification to provision for payment of stock option (ref note 30)	—	—	—	—	—	—	(121)	(121)	(20)	(141)
Transferred from Debenture redemption reserve	—	—	—	—	32	—	—	—	—	—
Transferred from Revaluation reserve	—	—	—	—	21	—	(21)	—	—	—
Purchase of treasury stock from market	—	—	(544)	—	—	—	—	(544)	—	(544)
Exercise of treasury stock	—	—	530	—	—	—	(343)	187	—	187
Transaction with Non-Controlling Interest (ref note 7)	—	—	—	—	—	—	(100)	(100)	100	—
Change in Non-Controlling interest arising on a business combination (ref note 7)	—	—	—	—	—	—	—	—	(715)	(715)
Dividend paid to Company's shareholders (refer note 30)	—	—	—	—	(4,411)	—	—	(4,411)	—	(4,411)
Dividend paid to Non-Controlling Interest	—	—	—	—	—	—	—	—	(157)	(157)
Others (ref note 7)	—	—	—	—	—	—	—	—	263	263
As of March 31, 2012	3,797,531	18,988	(282)	₹ 56,499	395,682	(6,026)	41,252	506,113	27,695	533,808

The accompanying notes form an integral part of these consolidated financial statements

For S. R. Batliboi & Associates
Firm Registration No: 101049W
Chartered Accountants

For and on behalf of the Board of Directors of Bharti Airtel Limited

Sunil Bharti Mittal
Chairman & Managing Director

Akhil Gupta
Director

per Prashant Singhal
Partner
Membership No: 93283
Place : New Delhi
Date : May 2, 2012

Mukesh Bhavnani
Group General Counsel &
Company Secretary

Srikanth Balachandran
Global Chief Financial Officer

Consolidated statement of cash flow

<u>Particulars</u>	<u>Year ended</u> <u>March 31, 2012</u>	<u>Year ended</u> <u>March 31, 2011</u>
	(₹ Millions)	
Cash flows from operating activities		
Profit before tax	65,183	76,782
Adjustments for -		
Depreciation and amortization	133,681	102,066
Finance income	(2,643)	(3,536)
Finance cost	40,828	25,349
Share of results of associates (post tax)	74	57
Amortization of stock based compensation	783	1,561
Other non-cash items	1,534	480
Operating cash flow before changes in assets and liabilities	239,440	202,759
Trade & other receivables and prepayments	(14,094)	(9,207)
Inventories	1,475	(211)
Trade and other payables	23,961	16,987
Provisions	397	(160)
Other financial and non financial liabilities	9,505	4,282
Other financial and non financial assets	(6,381)	(2,114)
Cash generated from operations	254,303	212,336
Interest received	401	565
Income tax paid	(29,453)	(24,388)
Net cash inflow from operating activities	225,251	188,513
Cash flows from investing activities		
Purchase of property, plant and equipment	(144,436)	(109,952)
Proceeds from sale of property, plant and equipment	1,074	783
Purchase of intangible assets	(6,921)	(167,925)
Short term investments (net)	(10,823)	46,590
Investment in subsidiary, net of cash acquired (refer note 7)	(24,985)	(373,991)
Proceeds from disposal of subsidiary (refer note 7)	2,543	—
Investment in associates	(98)	—
Loan to associates	(172)	—
Loan repayment received from associates	210	—
Net cash outflow from investing activities	(183,608)	(604,495)
Cash flows from financing activities		
Proceeds from issuance of borrowings	164,864	564,390
Repayment of borrowings	(163,343)	(139,104)
Short term borrowings (net)	(4,351)	4,300
Purchase of treasury stock	(544)	(402)
Interest paid	(32,352)	(21,595)
Proceeds from exercise of stock options	187	96
Dividend paid (including tax) to Company's shareholders (refer note 30)	(4,411)	(4,428)
Dividend paid (including tax) to non — controlling interests	(157)	—
Acquisition of non-controlling interest	—	(6,104)
Net cash inflow/(outflow) from financing activities	(40,107)	397,153
Net increase/(decrease) in cash and cash equivalents during the year	1,536	(18,829)
Effect of exchange rate changes on cash and cash equivalents	493	(124)
Add : Balance as at the beginning of the year	6,008	24,961
Balance as at the end of the year (refer note 24)	8,037	6,008

The accompanying notes form an integral part of these consolidated financial statements

For S. R. Batliboi & Associates
Firm Registration No: 101049W
Chartered Accountants

per Prashant Singh
Partner
Membership No: 93283

Place : New Delhi
Date : May 2, 2012

For and on behalf of the Board of Directors of Bharti Airtel Limited

Sunil Bharti Mittal
Chairman & Managing Director

Akhil Gupta
Director

Sanjay Kapoor
CEO (India & South Asia)

Mukesh Bhavnani
Group General Counsel &
Company Secretary

Srikanth Balachandran
Global Chief
Financial Officer

Notes to consolidated financial statements

1. Corporate information

Bharti Airtel Limited (“Bharti Airtel” or “the Company” or “the Parent”) is domiciled and incorporated in India and publicly traded on the National Stock Exchange (‘NSE’) and the Bombay Stock Exchange (‘BSE’), India. The Registered office of the Company is situated at Bharti Crescent, 1, Nelson Mandela Road, Vasant Kunj, Phase – II, New Delhi – 110070.

Bharti Airtel together with its subsidiaries is hereinafter referred to as ‘the Group’. The Group is a leading telecommunication service provider in India and also has strong presence in Africa and South Asia.

The principal activities of the Group, its joint ventures and associates consist of provision of telecommunication systems and services, passive infrastructure services and direct to home services. The principal activities of the subsidiaries, joint ventures and associates are disclosed in Note 40.

The services provided by the Group are disclosed in Note 6 under segment reporting.

The Group’s principal shareholders as of March 31, 2012 are Bharti Telecom Limited and Singapore Telecommunication International Pte Limited.

2. Basis of preparation

The consolidated financial statements have been prepared in accordance with the International Financial Reporting Standards (“IFRS”) as issued by the International Accounting Standards Board (“IASB”).

The consolidated financial statements were authorized for issue by the Board of Directors on May 2, 2012.

The preparation of the consolidated financial statements requires management to make estimates and assumptions. Actual results could vary from these estimates. The estimates and underlying assumptions are reviewed on an ongoing basis. Revisions to accounting estimates are recognized in the year in which the estimate is revised if the revision affects only that year or in the year of the revision and future years, if the revision affects both current and future years (refer note 4 on Significant accounting judgements, estimates and assumptions).

The significant accounting policies used in preparing the consolidated financial statements are set out in note 3 of the notes to the consolidated financial statements.

3. Summary of significant accounting policies

The accounting policies adopted are consistent with those of the previous financial year except as disclosed in note 43 and for the following new and amended Standards and Interpretations effective from the current financial year:

<u>S. No.</u>	<u>Standards/Interpretations/Amendments</u>	<u>Month of Issue</u>
1	IAS 24, “ <i>Related party disclosures</i> ”	November, 2009
2	Amendment to IFRIC 14, “ <i>IAS 19 — The limit on a Defined Benefit Asset, Minimum Funding Requirements and their Interaction</i> ”	November, 2009
3	IFRIC 19, “ <i>Extinguishing Financial Liabilities with Equity Instruments</i> ”	November, 2009
4	Amendment to IFRS 1, “ <i>First time adoption of International Financial Reporting Standards</i> ”	January, 2010
5	Improvement to certain IFRS	May, 2010

The adoption of the Standards and Interpretations mentioned above do not have any impact on the financial position or performance of the Group.

Notes to consolidated financial statements

3.1 Basis of measurement

The consolidated financial statements are prepared on a historical cost basis except for certain financial instruments that have been measured at fair value. These consolidated financial statements have been presented in Indian Rupees ('Rupees' or '₹'), which is the Company's functional and presentation currency.

3.2 Basis of consolidation

The consolidated financial statements comprise the financial statements of the Company and its subsidiaries as disclosed in Note 40.

A subsidiary is an entity controlled by the Company. Control is achieved where the Company has the power to govern the financial and operating policies of an entity so as to obtain benefits from its activities. Where the Non-controlling interests (NCI) have certain rights under shareholders' agreements, the Company evaluates whether these rights are in the nature of participative or protective rights for the purpose of ascertaining the control.

The results of subsidiaries acquired or disposed of during the year are included in the consolidated income statement from the effective date of acquisition or up to the effective date of disposal, as appropriate. Where necessary, adjustments are made to the financial statements of subsidiaries to bring their accounting policies and accounting period in line with those used by the Group. All intra-group transactions, balances, income and expenses are eliminated on consolidation.

Non-controlling interest is the equity in a subsidiary not attributable, directly or indirectly, to a parent. Non-controlling interests in the net assets of consolidated subsidiaries are identified separately from the Group's equity therein. Non-controlling interests consist of the amount of those interests at the date of the business combination and the Non-controlling interests share of changes in equity since that date.

Losses are attributed to the non-controlling interest even if that results in a deficit balance. However, the non-controlling interests share of losses of subsidiary are allocated against the interests of the Group where the non-controlling interest is reduced to zero and the Company has a binding obligation under a contractual arrangement with the holders of non-controlling interest.

A change in the ownership interest of a subsidiary, without a change of control, is accounted for as an equity transaction.

When the Group ceases to have control over a subsidiary, it derecognizes the carrying value of assets (including goodwill), liabilities, the attributable value of non-controlling interest, if any, and the cumulative translation differences previously recognized in other comprehensive income. The profit or loss on disposal is recognized in the income statement and is calculated as the difference between (i) the aggregate of the fair value of consideration received and the fair value of any retained interest, and (ii) the previous carrying amount of the assets (including goodwill) and liabilities of the subsidiary and any non controlling interests. Amounts previously recognized in other comprehensive income in relation to the subsidiary are accounted for (i.e. reclassified to profit or loss or transferred directly to retained earnings) in the same manner as would be required if the relevant assets or liabilities were disposed off. The fair value of any residual interest in the erstwhile subsidiary at the date when control is lost is regarded as the fair value on initial recognition for subsequent accounting under IAS 39, "*Financial Instruments: Recognition and Measurement*", or, when applicable, the cost on initial recognition of an investment in an associate or jointly controlled entity.

3.3 Business Combinations

The acquisitions of businesses are accounted for using the acquisition method. The cost of the acquisition is measured at the aggregate of the fair values, at the date of exchange, of assets given, liabilities incurred or assumed, and equity instruments

Notes to consolidated financial statements

issued by the Group in exchange for control of the acquiree. The acquiree's identifiable assets, liabilities and contingent liabilities that meet the condition for recognition are recognized at their fair values at the acquisition date except certain assets and liabilities required to be measured as per the applicable standard.

Goodwill arising on acquisition is recognized as an asset and initially measured at cost, being the excess of the cost of the business combination over the Group's interest in the net fair value of the identifiable assets, liabilities recognized and contingent liabilities assumed.

In the case of bargain purchase, the resultant gain is recognized directly in the income statement.

The interest of non-controlling shareholders in the acquiree is initially measured at the non-controlling shareholders proportionate share of the acquiree's net identifiable assets.

Acquisition related costs, such as finder's fees, advisory, legal, accounting, valuation and other professional or consulting fees are recognized in profit or loss in the period they are incurred.

Any contingent consideration to be transferred by the acquirer is recognized at fair value at the acquisition date. Subsequent changes to the fair value of the contingent consideration which is deemed to be an asset or liability are recognized in accordance with IAS 39, "*Financial Instrument: Recognition and Measurement*", either in income statement or in other comprehensive income. If the contingent consideration is classified as equity, it is not re-measured and its subsequent settlement is accounted for within equity.

Where the Group increases its interest in an entity such that control is achieved, previously held equity interest in the acquired entity is revalued to fair value as at the date of acquisition, being the date at which the Group obtains control of the acquiree. The change in fair value is recognized in profit or loss.

A contingent liability recognized in a business combination is initially measured at its fair value. Subsequently, it is measured at the higher of the amount that would be recognized in accordance with IAS 37, "*Provisions, Contingent Liabilities and Contingent Assets*", or amount initially recognized less, when appropriate, cumulative amortization recognized in accordance with IAS 18 "Revenue".

3.4 Interest in joint venture companies

A joint venture is a contractual arrangement whereby the Group and other parties undertake an economic activity that is subject to joint control (i.e. when the strategic financial and operating policy decisions relating to the activities of the joint venture require the unanimous consent of the parties sharing control). Joint venture arrangements that involve the establishment of a separate entity in which each venturer has an interest are referred to as jointly controlled entities.

The Group reports its interest in jointly controlled entities using proportionate consolidation. The Group's share of the assets, liabilities, income, expenses and cash flows of jointly controlled entities are combined with the equivalent items on a line-by-line basis in the consolidated financial statements. The financial statements of the joint venture are prepared for the same reporting period as the Company. Adjustments are made where necessary to bring the accounting policies in line with those of the Group. Adjustments are made in the Group's consolidated financial statements to eliminate the Group's share of balances, income and expenses and unrealized gains and losses on transactions between the Group and its jointly controlled entities.

Any goodwill arising on the acquisition of the Group's interest in a jointly controlled entity is accounted for in accordance with the Group's accounting policy for goodwill arising on the acquisition of a subsidiary.

3.5 Investment in associates

An associate is an entity over which the Group has significant influence and that is neither a subsidiary nor an interest in a joint venture. Significant influence is the power to participate in the financial and operating policy decisions of the investee but is not control or joint control over those policies.

The Group's investment in associates are accounted using the equity method of accounting. Under the equity method, investments in associates are carried in the consolidated statement of financial position at cost as adjusted for post-acquisition changes in the Group's share of the net assets of the associate, less any impairment in the value of the investment. Losses of an associate in excess of the Group's interest in that associate are not recognized. Additional losses are provided for, and a liability is recognized, only to the extent that the Group has incurred legal or constructive obligations or made payments on behalf of the associate.

The financial statements of the associate are prepared for the same reporting period as the parent Company. Where necessary, adjustments are made to bring the accounting policies in line with those of the Group.

Goodwill relating to the associate is included in the carrying amount of the investment and is neither amortized nor individually tested for impairment.

3.6 Intangible assets

Identifiable intangible assets are recognized when the Group controls the asset, it is probable that future economic benefits attributed to the asset will flow to the Group and the cost of the asset can be reliably measured.

At initial recognition, the separately acquired intangible assets are recognized at cost. The cost of intangible assets that are acquired in a business combination is its fair value as at the date of acquisition. Following initial recognition, the intangible assets are carried at cost less any accumulated amortization and accumulated impairment losses, if any.

Amortization is recognized in profit or loss on a straight-line basis over the estimated useful lives of intangible assets from the date they are available for use. The amortization period and the amortization method for an intangible asset (except goodwill) is reviewed at least at each financial year end. Changes in the expected useful life or the expected pattern of consumption of future economic benefits embodied in the asset is accounted for by changing the amortization period or method, as appropriate, and are treated as changes in accounting estimates.

a. Goodwill

Goodwill is initially recognized at cost and is subsequently measured at cost less any accumulated impairment losses. Goodwill is held in the currency of the acquired entity and revalued to the closing rate at each date of statement of financial position.

On disposal of a subsidiary or a jointly controlled entity, the attributable amount of goodwill is included in the determination of the profit or loss recognized in the income statement on disposal.

b. Software

Software is capitalized at the amounts paid to acquire the respective license for use and is amortized over the period of license, generally not exceeding three years. Software up to ₹ 500 thousand is amortized over a period of 1 year.

c. Bandwidth

Payments for bandwidth capacities are classified as pre-payments in service arrangements or under certain conditions as an acquisition of a right. In the latter case it is accounted for as an intangible asset and the cost is amortized over the period of the agreement.

d. Licenses

Acquired licenses (including spectrum) are initially recognized at cost. Licenses acquired in a business combination are initially recognized at fair value at the acquisition date. Subsequently, licenses are measured at cost less accumulated amortization and accumulated impairment loss, if any. Amortization is recognized in profit or loss on a straight-line basis over the unexpired period of the license commencing from the date when the related network is available for intended use in the respective jurisdiction and is disclosed under 'depreciation and amortization'. The amortization period relating to licenses acquired in a business combination is determined primarily by reference to the unexpired license period.

The revenue-share fee on license and spectrum is computed as per the licensing agreement and is expensed as incurred.

e. Other intangible assets

Other intangible assets are initially recognized at cost. Other intangible assets acquired in a business combination comprising brands, customer relationships and distribution networks, are capitalized at fair values on the date of acquisition and are amortized as below:

Brand: Over the period of their expected benefits, not exceeding the life of the licenses and are written off in their entirety when no longer in use.

Distribution network: Over estimated useful life

Customer base: Over the estimated life of such relationships

Amortization is recognized in profit or loss on a straight-line basis over the estimated useful lives of intangible assets from the date they are available for use.

3.7 Property, plant and equipment ('PPE')

Property, plant and equipment is stated at cost, net of accumulated depreciation and accumulated impairment losses, if any. Such cost includes the cost of replacing part of the plant and equipment and borrowing costs for long term construction projects if the recognition criteria are met. When significant parts of property, plant and equipment are required to be replaced in intervals, the Group recognizes such parts as separate component of assets with specific useful lives and provides depreciation over their useful life. Subsequent costs are included in the asset's carrying amount or recognized as a separate asset, as appropriate, only when it is probable that future economic benefits associated with the item will flow to the Group and the cost of the item can be measured reliably. The carrying amount of the replaced part is derecognised. All other repair and maintenance costs are recognized in profit or loss as incurred.

Where assets are installed on the premises of customers (commonly called Customer premise equipment -"CPE"), such assets continue to be treated as PPE as the associated risks and rewards remain with the group and the management is confident of exercising control over them.

The Group also enters into multiple element contracts whereby the vendor supplies plant and equipment and IT related services. These are recorded on the basis of relative fair value.

Notes to consolidated financial statements

Gains and losses arising from retirement or disposal of property, plant and equipment are determined as the difference between the net disposal proceeds and the carrying amount of the asset and are recognized in profit or loss on the date of retirement and disposal.

Assets are depreciated to the residual values on a straight-line basis over the estimated useful lives. The assets' residual values and useful lives are reviewed at each financial year end or whenever there are indicators for review, and adjusted prospectively. Land is not depreciated. Estimated useful lives of the assets are as follows:

<u>Particulars</u>	<u>Years</u>
Buildings	20
Network equipment	3-20
Computer equipment	3
Office furniture and equipment	2-5
Vehicles	3-5
Leasehold improvements	Remaining period of the lease or 10/20 years, as applicable, whichever is less
Customer Premises Equipment	5-6

Assets individually costing ₹five thousand or less are fully depreciated over a period of 12 months from the date placed in service.

3.8 Impairment of non-financial assets

Assets that have an indefinite useful life, for example goodwill, are not subject to amortization and are tested annually for impairment. Assets that are subject to depreciation and amortization are reviewed for impairment whenever events or changes in circumstances indicate that the carrying amount may not be recoverable. Such circumstances include, though are not limited to, significant or sustained declines in revenues or earnings and material adverse changes in the economic environment.

Impairment test is performed at the level of each Cash Generating Unit ('CGU') or groups of CGUs expected to benefit from acquisition-related synergies and represent the lowest level within the entity at which the goodwill is monitored for internal management purposes, within an operating segment. A CGU is the smallest identifiable group of assets that generates cash inflows that are largely independent of the cash inflows from other assets or group of assets.

An impairment loss is recognized whenever the carrying amount of an asset or its cash-generating unit exceeds its recoverable amount. The recoverable amount of an asset is the greater of its fair value less costs to sell and value in use. To calculate value in use, the estimated future cash flows are discounted to their present value using a pre-tax discount rate that reflects current market rates and the risks specific to the asset. For an asset that does not generate largely independent cash inflows, the recoverable amount is determined for the cash-generating unit to which the asset belongs. Fair value less costs to sell is the best estimate of the amount obtainable from the sale of an asset in an arm's length transaction between knowledgeable, willing parties, less the costs of disposal. Impairment losses, if any, are recognized in profit or loss as a component of depreciation and amortization expense.

An impairment loss in respect of goodwill is not reversed. Other impairment losses are only reversed to the extent that the asset's carrying amount does not exceed the carrying amount that would have been determined if no impairment loss had previously been recognized.

3.9 Cash and cash equivalents

Cash and cash equivalents comprise cash at bank and on hand, call deposits, and other short term highly liquid investments with an original maturity of three months or less that are readily convertible to a known amount of cash and are subject to an insignificant risk of changes in value.

Notes to consolidated financial statements

For the purpose of the consolidated statement of cash flows, cash and cash equivalents include, outstanding bank overdrafts shown within the borrowings in current liabilities in the statement of financial position and which are considered an integral part of the Group's cash management.

3.10 Inventories

Inventories are valued at the lower of cost (determined on a first in first out ('FIFO') basis) and estimated net realizable value. Inventory costs include purchase price, freight inwards and transit insurance charges.

Net realizable value is the estimated selling price in the ordinary course of business, less estimated costs of completion and the estimated costs necessary to make the sale.

3.11 Leases

The determination of whether an arrangement is, or contains, a lease is based on the substance of arrangement at inception date: whether fulfillment of the arrangement is dependent on the use of a specific asset or assets and the arrangement conveys a right to use the asset, even if that right is not explicitly specified in an arrangement.

a. Group as a lessee

Finance leases, which transfer to the Group substantially all the risks and benefits incidental to ownership of the leased item, are capitalized at the commencement of the lease at the fair value of the leased asset or, if lower, at the present value of the minimum lease payments. Lease payments are apportioned between finance charges and reduction of the lease liability so as to achieve a constant rate of interest on the remaining balance of the liability. Finance charges are recognized in the profit or loss.

Leased assets are depreciated over the useful life of the asset. However, if there is no reasonable certainty that the Group will obtain ownership by the end of the lease term, the asset is depreciated over the shorter of the estimated useful life of the asset and the lease term.

Operating lease payments are recognized as an expense on a straight-line basis over the lease term.

b. Group as a lessor

Assets leased to others under finance leases are recognized as receivables at an amount equal to the net investment in the leased assets. The finance income is recognized based on the periodic rate of return on the net investment of the lessor outstanding in respect of the finance lease.

Leases where the Group does not transfer substantially all the risks and benefits of ownership of the asset are classified as operating leases. Initial direct costs incurred in negotiating an operating lease are added to the carrying amount of the leased asset and recognized over the lease term on the same bases as rental income. Contingent rents are recognized as revenue in the period in which they are earned.

Lease rentals under operating leases are recognized as income on a straight-line basis over the lease term.

c. Indefeasible right to use ('IRU')

As part of the operations, the Group enters into agreement for leasing assets under "Indefeasible right to use" with third parties. Under the arrangement the assets are taken or given on lease over the substantial part of the asset life. However, the

Notes to consolidated financial statements

title to the assets and significant risk associated with the operation and maintenance of these assets remains with the lessor. Hence, such arrangements are recognized as operating lease. Direct expenditures incurred in connection with agreements are capitalized and expensed over the term of the agreement.

The contracted price is received in advance and is recognized as revenue during the tenure of the agreement. Unearned IRU revenue net of the amount recognizable within one year is disclosed as deferred revenue in non-current liabilities and the amount recognizable within one year is disclosed as deferred revenue in current liabilities.

3.12 Financial instruments

Financial assets and financial liabilities are recognized on the Group's statement of financial position when the Group becomes a party to the contractual provisions of the instrument. The Group determines the classification of its financial assets and liabilities at initial recognition. All financial assets and liabilities are recognized initially at fair value plus directly attributable transaction costs, except for financial assets and liabilities classified as fair value through profit or loss.

A. Financial Assets

1. Financial assets — Initial recognition

Purchases or sales of financial assets that require delivery of assets within a time frame established by regulation or convention in the marketplace (regular way trades) are recognized on the trade date, i.e., the date that the Group commits to purchase or sell the asset.

2. Financial assets — Subsequent measurement

The subsequent measurement of financial assets depends on their classification as follows:

a. Financial assets at fair value through profit or loss

Financial assets at fair value through profit or loss include financial assets held for trading. The group has not designated any financial assets upon initial recognition at fair value through profit or loss. Financial assets are classified as held for trading if they are acquired for the purpose of selling or repurchasing in the near term. Derivatives, including separated embedded derivatives are classified as held for trading unless they are designated as effective hedging instruments. Financial assets at fair value through profit and loss are carried in the statement of financial position at fair value with changes in fair value recognized in finance income or finance cost in the income statement.

Derivatives embedded in host contracts are accounted for as separate derivatives and recorded at fair value if their economic characteristics and risks are not closely related to those of the host contracts and the host contracts are not held for trading or designated at fair value through profit or loss. Reassessment only occurs if there is a change in the terms of the contract that significantly modifies the cash flows that would otherwise be required.

b. Financial assets measured at amortized cost

Trade receivables do not carry any interest and are stated at their nominal value as reduced by appropriate allowances for estimated irrecoverable amounts. Estimated irrecoverable amounts are based on the ageing of the receivables balance and historical experience. Additionally, a large number of minor receivables is grouped into homogenous groups and assessed for impairment collectively. Individual trade receivables are written off when management deems them not to be collectible. Loans and receivables are non-derivative financial assets with fixed or determinable payments that are not quoted in an active market.

Notes to consolidated financial statements

After initial measurement, other financial assets measured at amortized cost are measured using the effective interest rate method (EIR), less impairment, if any. Amortized cost is calculated by taking into account any discount or premium on acquisition and fee or costs that are an integral part of the EIR. The EIR amortization is included in finance income in the income statement.

The Group does not have any Held-to-maturity investments.

3. Financial assets — Derecognition

The Group derecognizes a financial asset only when the contractual rights to the cash flows from the asset expires or it transfers the financial asset and substantially all the risks and rewards of ownership of the asset.

B. Financial liabilities

1. Financial liabilities — Measurement

The measurement of financial liabilities depends on their classification as follows:

a. Financial liabilities at fair value through profit or loss

Financial liabilities at fair value through profit or loss include financial liabilities held for trading. The group has not designated any financial liabilities upon initial recognition at fair value through profit or loss. Financial liabilities are classified as held for trading if they are acquired for the purpose of selling or repurchasing in the near term. Derivatives, including separated embedded derivatives are classified as held for trading unless they are designated as effective hedging instruments. Financial liabilities at fair value through profit and loss are carried in the statement of financial position at fair value with changes in fair value recognized in finance income or finance cost in the income statement.

b. Financial liabilities measured at amortized cost

After initial recognition, interest bearing loans and borrowings are subsequently measured at amortized cost using the effective interest rate method.

Amortized cost is calculated by taking into account any discount or premium on acquisition and fee or costs that are an integral part of the EIR. The EIR amortization is included in finance cost in the income statement.

2. Financial liabilities -Derecognition

A financial liability is de-recognized when the obligation under the liability is discharged or cancelled or expires. When an existing financial liability is replaced by another from the same lender on substantially different terms, or the terms of an existing liability are substantially modified, such an exchange or modification is treated as a derecognition of the original liability and the recognition of a new liability, and the difference in the respective carrying amounts is recognized in the income statement.

C. Offsetting financial instruments

Financial assets and financial liabilities are offset and the net amount reported in the consolidated statement of financial position if, and only if, there is a currently enforceable legal right to offset the recognized amounts and there is an intention to settle on a net basis, or to realize the assets and settle the liabilities simultaneously.

D. Derivative financial instruments — Current versus non-current classification

Derivative instruments that are not designated as effective hedging instruments are classified as current or non-current or separated into a current and non-current portion based on an assessment of the facts and circumstances (i.e., the underlying contracted cash flows).

- Where the Group will hold a derivative as an economic hedge (and does not apply hedge accounting) for a period beyond 12 months after the reporting date, the derivative is classified as non-current (or separated into current and non-current portions) consistent with the classification of the underlying item.
- Embedded derivatives that are not closely related to the host contract are classified consistent with the cash flows of the host contract.

E. Fair value of financial instruments

The fair value of financial instruments that are traded in active markets at each reporting date is determined by reference to quoted market prices or dealer price quotations (bid price for long positions and ask price for short positions), without deduction of any transaction costs.

For financial instruments not traded in an active market, the fair value is determined using appropriate valuation techniques. Such techniques may include:

- Using recent arm's length market transactions
- Reference to the current fair value of another instrument that is substantially the same
- A discounted cash flow analysis or other valuation models.

3.13 Treasury shares

Own equity instruments which are reacquired (treasury shares) through Bharti Airtel Employees' Welfare Trust (Formerly known as "Bharti Tele-Ventures Employees' Welfare Trust") are recognized at cost and deducted from equity. No gain or loss is recognized in the income statement on the purchase, sale, issue or cancellation of the Group's own equity instruments. Any difference between the carrying amount and the consideration is recognized in share based payment transaction reserve.

3.14 Share-based compensation

The Group issues equity-settled and cash-settled share-based options to certain employees. Equity-settled share-based options are measured on fair value at the date of grant.

The fair value determined on the grant date of the equity settled share based options is expensed over the vesting period, based on the Group's estimate of the shares that will eventually vest.

The fair value determined on the grant date of the cash settled share based options is expensed over the vesting period. At the end of the each reporting period, until the liability is settled, and at the date of settlement, the fair value of the liability is recognized, with any changes in fair value pertaining to the vested period recognized immediately in profit or loss.

Fair value is measured using Lattice-based option valuation model, Black-Scholes and Monte Carlo Simulation framework and is recognized as an expense, together with a corresponding increase in equity/liability, as appropriate, over the period in which

Notes to consolidated financial statements

the options vest using the graded vesting method. The expected life used in the model is adjusted, based on management's best estimate, for the effects of non-transferability, exercise restrictions and behavioral considerations. The expected volatility and forfeiture assumptions are based on historical information.

Where the terms of a share-based compensation are modified, the minimum expense recognized is the expense as if the terms had not been modified, if the original terms of the award are met. An additional expense is recognized for any modification that increases the total fair value of the share-based payment transaction, or is otherwise beneficial to the employee as measured at the date of modification.

Where an equity-settled award is cancelled, it is treated as if it is vested on the date of cancellation, and any expense not yet recognized for the award is recognized immediately. This includes any award where non-vesting conditions within the control of either the entity or the employee are not met. However, if a new award is substituted for the cancelled award, and designated as a replacement award on the date that it is granted, the cancelled and new awards are treated as if they were a modification of the original award, as described in the previous paragraph. All cancellations of equity-settled transaction awards are treated equally.

The dilutive effect of outstanding options is reflected as additional share dilution in the computation of diluted earnings per share.

3.15 Employee benefits

The Group's post employment benefits include defined benefit plan and defined contribution plans. The Group also provides other benefits in the form of deferred compensation and compensated absences.

Under the defined benefit retirement plan, the Group provides retirement obligation in the form of Gratuity. Under the plan, a lump sum payment is made to eligible employees at retirement or termination of employment based on respective employee salary and years of experience with the Group.

For defined benefit retirement plans, the difference between the fair value of the plan assets and the present value of the plan liabilities is recognized as an asset or liability in the statement of financial position. Scheme liabilities are calculated using the projected unit funding method and applying the principal actuarial assumptions as at the date of statement of financial position. Plan assets are assets that are held by a long-term employee benefit fund or qualifying insurance policies.

All expenses in respect of defined benefit plans, including actuarial gains and losses, are recognized in the profit or loss as incurred.

The amount charged to the income statement in respect of these plans is included within operating costs or in the Group's share of the results of equity accounted operations as appropriate.

The Group's contributions to defined contribution plans are recognized in profit or loss as they fall due. The Group has no further obligations under these plans beyond its periodic contributions.

The employees of the Group are entitled to compensated absences based on the unavailed leave balance as well as other long term benefits. The Group records liability based on actuarial valuation computed under projected unit credit method.

3.16 Foreign currency transactions

a. Functional and presentation currency

Consolidated financial statements have been presented in ₹, which is the Company's functional and presentation currency. Each entity in the Group determines its own functional currency (the currency of the primary economic environment in which the entity operates) and items included in the financial statements of each entity are measured using that functional currency.

Notes to consolidated financial statements

b. Transactions and balances

Transactions in foreign currencies are initially recorded by the Group entities at their respective functional currency rates prevailing at the date of the transaction.

Monetary assets and liabilities denominated in foreign currencies are translated at the functional currency spot rate of exchange ruling at the reporting date with resulting exchange difference recognized in profit or loss. Non-monetary items that are measured in terms of historical cost in a foreign currency are translated using the exchange rates as at the dates of the initial transactions. Non-monetary items measured at fair value in a foreign currency are translated using the exchange rates at the date when the fair value is determined. Exchange component of the gain or loss arising on fair valuation of non monetary items is recognized in line with the gain or loss of the item that gave rise to the such exchange difference.

c. Translation of foreign operations' financial statements

The assets and liabilities of foreign operations are translated into ₹ at the rate of exchange prevailing at the reporting date and their income statements are translated at average exchange rates prevailing during the year. The exchange differences arising on the translation are recognized in other comprehensive income. On disposal of a foreign operation (reduction in percentage ownership interest), the component of other comprehensive income relating to that particular foreign operation is reclassified to profit or loss.

Exchange differences arising on a monetary item that forms part of a Group entity's net investment in a foreign operation is recognized in profit or loss in the separate financial statements of the Group entity or the individual financial statements of the foreign operation, as appropriate. In the consolidated financial statements, such exchange differences are recognized in other comprehensive income.

d. Translation of goodwill and fair value adjustments

Goodwill and fair value adjustments arising on the acquisition of foreign entities are treated as assets and liabilities of the foreign entities and are recorded in the functional currencies of the foreign entities and translated at the exchange rates prevailing at the date of statement of financial position and the resultant change is recognized in statement of other comprehensive Income.

3.17 Revenue recognition

Revenue is recognized to the extent that it is probable that the economic benefits will flow to the Group and the revenue can be reliably measured. Revenue is measured at the fair value of the consideration received/receivable, excluding discounts, rebates, and VAT, service tax or duty. The Group assesses its revenue arrangements against specific criteria, i.e., whether it has exposure to the significant risks and rewards associated with the sale of goods or the rendering of services, in order to determine if it is acting as a principal or as an agent.

a. Service revenues

Service revenues include amounts invoiced for usage charges, fixed monthly subscription charges and VSAT/internet usage charges, roaming charges, activation fees, processing fees and fees for value added services ('VAS'). Service revenues also include revenues associated with access and interconnection for usage of the telephone network of other operators for local, domestic long distance and international calls.

Service revenues are recognized as the services are rendered and are stated net of discounts, waivers and taxes. Revenues from pre-paid cards are recognized based on actual usage. Activation revenue and related activation costs, not exceeding the activation revenue, are deferred and amortized over the estimated customer relationship period. The excess of activation costs

Notes to consolidated financial statements

over activation revenue, if any, are expensed as incurred. Subscriber acquisition costs are expensed as incurred. On introduction of new prepaid products, processing fees on recharge coupons is being recognized over the estimated customer relationship period or coupon validity period, whichever is lower.

Service revenues from the internet and VSAT business comprise revenues from registration, installation and provision of internet and satellite services. Registration fee and installation charges are deferred and amortized over their expected customer relationship period of 12 months. Service revenue is recognized from the date of satisfactory installation of equipment and software at the customer site and provisioning of internet and satellite services. Revenue from prepaid dialup packs is recognized on an actual usage basis and is net of sales returns and discounts.

Revenues from national and international long distance operations comprise revenue from provision of voice services which are recognized on provision of services while revenue from provision of bandwidth services is recognized over the period of arrangement.

Unbilled receivables represent revenues recognized from the bill cycle date to the end of each month. These are billed in subsequent periods based on the terms of the billing plans.

Deferred revenue includes amount received in advance on pre-paid cards and advance monthly rentals on post-paid. The related services are expected to be performed within the next operating cycle.

b. Equipment sales

Equipment sales consist primarily of revenues from sale of VSAT and internet equipment (hardware) and related accessories to subscribers. Revenue from such equipment sales are deferred and recognized over the customer relationship period.

c. Capacity Swaps

The exchange of network capacity is measured at fair value unless the transaction lacks commercial substance or the fair value of neither the capacity received nor the capacity given up is reliably measurable.

d. Multiple element arrangements

The Group has entered into certain multiple-element revenue arrangements. These arrangements involve the delivery or performance of multiple products, services or rights to use assets including VSAT and internet equipment, internet and satellite services, set top boxes and subscription fees on DTH, indefeasible right to use and hardware and equipment maintenance. The Group evaluates all deliverables in an arrangement to determine whether they represent separately identifiable components at the inception of the arrangement. The evaluation is done based on the criteria as to whether the deliverables in the arrangement have value to the customer on a standalone basis.

Total consideration related to the multiple element arrangements is allocated among the different components based on their relative fair values (i.e., ratio of the fair value of each element to the aggregated fair value of the bundled deliverables). In case the relative fair value of different components cannot be determined on a reasonable basis, the total consideration is allocated to the different components on a residual value method.

e. Interest income

For all financial instruments measured at amortized cost and interest bearing financial assets, classified as financial assets at fair value through profit or loss, interest income is recognized using the effective interest rate (EIR), which is the rate that exactly discounts the estimated future cash receipts through the expected life of the financial instrument or a shorter period, where appropriate, to the net carrying amount of the financial asset. Interest income is included in 'finance income' in the income statement.

f. Dividend income

Dividend income is recognized when the Group's right to receive the payment is established.

3.18 Taxes

a. Current income tax

Current income tax assets and liabilities for the current and prior periods are measured at the amount expected to be recovered from or paid to the taxation authorities. The tax rates and tax laws used to compute the amount are those that are enacted or substantively enacted, by the reporting date, in the countries where the Group operates and generates taxable income.

Current income tax relating to items recognized directly in equity is recognized in equity and not in the income statement. The Group periodically evaluates positions taken in the tax returns with respect to situations in which applicable tax regulations are subject to interpretation and establishes provisions where appropriate.

b. Deferred tax

Deferred tax liability is provided on temporary differences at the reporting date between the tax bases of assets and liabilities and their carrying amounts for financial reporting purposes. Deferred tax liabilities are recognized for all taxable temporary differences, except:

- Where the deferred tax liability arises from the initial recognition of goodwill or of an asset or liability in a transaction that is not a business combination and, at the time of the transaction, affects neither the accounting profit nor taxable profit or loss
- In respect of taxable temporary differences associated with investments in subsidiaries, associates and interests in joint ventures, where the timing of the reversal of the temporary differences can be controlled and it is probable that the temporary differences will not reverse in the foreseeable future.

Deferred tax assets are recognized for all deductible temporary differences, carry forward of unused tax credits and unused tax losses, to the extent that it is probable that taxable profit will be available against which the deductible temporary differences, and the carry forward of unused tax credits and unused tax losses can be utilized except:

- Where the deferred tax asset relating to the deductible temporary difference arises from the initial recognition of an asset or liability in a transaction that is not a business combination and, at the time of the transaction, affects neither the accounting profit nor taxable profit or loss
- In respect of deductible temporary differences associated with investments in subsidiaries, associates and interests in joint ventures, deferred tax assets are recognized only to the extent that it is probable that the temporary differences will reverse in the foreseeable future and taxable profit will be available against which the temporary differences can be utilized.

Deferred tax benefits acquired as part of a business combination, but not satisfying the criteria for recognition on the date of acquisition, are recognized within the measurement period, if it results from new information about facts and circumstances that existed at the acquisition date with a corresponding reduction in goodwill. All other acquired deferred tax benefits realized are recognized in profit or loss.

The carrying amount of deferred tax assets is reviewed at each reporting date and reduced to the extent that it is no longer probable that sufficient taxable profit will be available to allow all or part of the deferred tax asset to be utilized. Unrecognised deferred tax assets are reassessed at each reporting date and are recognized to the extent that it has become probable that future taxable profits will allow the deferred tax asset to be recovered.

Notes to consolidated financial statements

Deferred tax assets and liabilities are measured at the tax rates that are expected to apply in the year when the asset is realized or the liability is settled, based on tax rates (and tax laws) that have been enacted or substantively enacted at the reporting date.

Deferred tax relating to items recognized outside profit or loss is recognized outside profit or loss. Deferred tax items are recognized in correlation to the underlying transaction either in other comprehensive income or directly in equity.

Deferred tax assets and deferred tax liabilities are offset, if a legally enforceable right exists to set off current tax assets against current income tax liabilities and the deferred taxes relate to the same taxable entity and the same taxation authority.

3.19 Borrowing costs

Borrowing costs consist of interest and other costs that the Group incurs in connection with the borrowing of funds. Borrowing costs directly attributable to the acquisition, construction or production of an asset that necessarily takes a substantial period of time to get ready for its intended use or sale are capitalized as part of the cost of the respective assets. The interest cost incurred for funding a qualifying asset during the construction period is capitalized based on actual investment in the asset at the average interest rate for specific borrowings. All other borrowing costs are expensed in the period they occur.

3.20 Dividends Paid

Dividends paid/payable are recognized in the year in which the related dividends are approved by the shareholders or Board of Directors, as appropriate.

3.21 Earnings per share

The Group's Earnings per Share ('EPS') is determined based on the net income attributable to the shareholders' of the parent. Basic earnings per share are computed using the weighted average number of shares outstanding during the year. Diluted earnings per share is computed using the weighted average number of common and dilutive common equivalent shares outstanding during the year including share options (using the treasury stock method for options), except where the result would be anti-dilutive.

3.22 Provisions

a. General

Provisions are recognized when the Group has a present obligation (legal or constructive) as a result of a past event, it is probable that an outflow of resources embodying economic benefits will be required to settle the obligation and a reliable estimate can be made of the amount of the obligation.

Where the Group expects some or all of a provision to be reimbursed, the reimbursement is recognized as a separate asset but only when the reimbursement is virtually certain. The expense relating to any provision is presented in the income statement net of any reimbursement.

If the effect of the time value of money is material, provisions are discounted using a current pre-tax rate that reflects, where appropriate, the risks specific to the liability. Where discounting is used, the increase in the provision due to the passage of time is recognized as a finance cost.

b. Contingencies

Contingent liabilities are recognized at their fair value only if they were assumed as part of a business combination. Contingent assets are not recognized. However, when the realization of income is virtually certain, then the related asset is no

Notes to consolidated financial statements

longer a contingent asset, and is recognized as an asset. Information on contingent liabilities is disclosed in the notes to the consolidated financial statements, unless the possibility of an outflow of resources embodying economic benefits is remote. The same applies to contingent assets where an inflow of economic benefits is probable.

c. Asset Retirement Obligation

Asset retirement obligations (ARO) are provided for those operating lease arrangements where the Group has a binding obligation at the end of the lease period to restore the leased premises in a condition similar to inception of lease. ARO are provided at the present value of expected costs to settle the obligation using discounted cash flows and are recognized as part of the cost of that particular asset. The cash flows are discounted at a current pre-tax rate that reflects the risks specific to the decommissioning liability. The unwinding of the discount is expensed as incurred and recognized in the income statement as a finance cost. The estimated future costs of decommissioning are reviewed annually and adjusted as appropriate. Changes in the estimated future costs or in the discount rate applied are added to or deducted from the cost of the asset.

4. Significant accounting judgments, estimates and assumptions

Under IFRS, the directors are required to adopt those accounting policies most appropriate to the Group's circumstances for the purpose of presenting fairly the Group's financial position, financial performance and cash flows.

In determining and applying accounting policies, judgement is often required in respect of items where the choice of specific policy, accounting estimate or assumption to be followed could materially affect the reported results or net asset position of the Group should it later be determined that a different choice would be more appropriate.

The preparation of the Group's consolidated financial statements requires management to make judgments, estimates and assumptions that affect the reported amounts of revenues, expenses, assets and liabilities, and the disclosure of contingent liabilities, at the end of the reporting period. However, uncertainty about these assumptions and estimates could result in outcomes that require a material adjustment to the carrying amount of the asset or liability affected in future periods.

4.1 Critical judgments in applying the entity's accounting policies

a) Arrangement containing lease

The Group applies IFRIC 4, "*Determining Whether an Arrangement Contains a Lease*", to contracts entered with telecom operators to share passive infrastructure services. IFRIC 4 deals with the method of identifying and recognizing service, purchase and sale contracts that do not take the legal form of a lease but convey a right to use an asset in return for a payment or series of payments.

The Group has determined, based on an evaluation of the terms and conditions of the arrangements, that such contracts are in the nature of operating leases.

b) Revenue recognition and presentation

The Group assesses its revenue arrangements against specific criteria, i.e. whether it has exposure to the significant risks and rewards associated with the sale of goods or the rendering of services, in order to determine if it is acting as a principal or as an agent. The Group has concluded that in certain geographies its revenue arrangements are on a principal to principal basis.

When deciding the most appropriate basis for presenting revenue or costs of revenue, both the legal form and substance of the agreement between the Group and its business partners are reviewed to determine each party's respective role in the transaction.

Where the Group's role in a transaction is that of a principal, revenue comprises amount billed to the customer/distributor, after trade discounts.

c) Multiple element contracts with vendors

The Group has entered into multiple element contracts with vendors for supply of goods and rendering of services. The consideration paid is/may be determined independent of the value of supplies received and services availed. Accordingly, the supplies and services are accounted for based on their relative fair values to the overall consideration. The supplies with finite life under the contracts (as defined in the significant accounting policies) have been accounted under Property, Plant and Equipment and/or as Intangible assets, since the Group has economic ownership in these assets. The Group believes that the current treatment represents the substance of the arrangement.

d) Determination of functional currency

Each entity in the Group determines its own functional currency (the currency of the primary economic environment in which the entity operates) and items included in the financial statements of each entity are measured using that functional currency. IAS 21, "The Effects of Changes in Foreign Exchange Rates" prescribes the factors to be considered for the purpose of determination of functional currency. However, in respect of certain intermediary foreign operations of the Group, the determination of functional currency might not be very obvious due to mixed indicators like the currency that influences the sales prices for goods and services, currency that influences labor, material and other costs of providing goods and services, the currency in which the borrowings have been raised and the extent of autonomy enjoyed by the foreign operation. In such cases management uses its judgment to determine the functional currency that most faithfully represents the economic effects of the underlying transactions, events and conditions.

4.2 Critical accounting estimates and assumptions

Significant items subject to estimates and assumptions include the useful lives (other than for goodwill) and the evaluation of impairment of property, plant and equipment and identifiable intangible assets and goodwill, income tax, stock based compensation, the valuation of the assets and liabilities acquired in business combinations, fair value estimates, contingencies and legal reserves, asset retirement obligations, allocation of cost between capital and service agreement, residual value of fixed assets and the allowance for doubtful accounts receivable and advances. Actual results could differ from these estimates.

a) Impairment reviews

An impairment exists when the carrying value of an asset or cash generating unit ('CGU') exceeds its recoverable amount. Recoverable amount is the higher of its fair value less costs to sell and its value in use. The value in use calculation is based on a discounted cash flow model. In calculating the value in use, certain assumptions are required to be made in respect of highly uncertain matters, including management's expectations of growth in EBITDA, long term growth rates; and the selection of discount rates to reflect the risks involved. Also, judgement is involved in determining the CGU and grouping of CGUs for goodwill allocation and impairment testing.

The Group prepares and internally approves formal five year plans for its businesses and uses these as the basis for its impairment reviews. In certain markets which are forecast to grow ahead of the long term growth rate for the market, further years will be used until the forecast growth rate trends towards the long term growth rate, up to a maximum of ten years.

Since the value in use exceeds the carrying amount of CGU, the fair value less costs to sell is not determined.

The Group tests goodwill for impairment annually on March 31 for Mobile services — Africa CGU and on September 30 for other CGUs and whenever there are indicators of impairment. If some or all of the goodwill, allocated to a CGU, is recognized in a business combination during the year, that unit is tested for impairment before the end of that year.

b) Allowance for uncollectible accounts receivable and advances

Trade receivables do not carry any interest and are stated at their nominal value as reduced by appropriate allowances for estimated irrecoverable amounts. Estimated irrecoverable amounts are based on the ageing of the receivable balances and historical experience. Additionally, a large number of minor receivables is grouped into homogeneous groups and assessed for impairment collectively. Individual trade receivables are written off when management deems them not to be collectible. The carrying amount of allowance for doubtful debts is ₹ 18,988 Mn and ₹ 13,538 Mn as of March 31, 2012 and March 31, 2011, respectively.

c) Asset Retirement Obligations (ARO)

In determining the fair value of the ARO provision the Group uses technical estimates to determine the expected cost to dismantle and remove the infrastructure equipment from the site and the expected timing of these costs. Discount rates are determined based on the government bond rate of a similar period as the liability. The carrying amount of provision for ARO is ₹ 5,905 Mn and ₹ 4,825 Mn as of March 31, 2012 and March 31, 2011 respectively.

d) Taxes

Uncertainties exist with respect to the interpretation of complex tax regulations and the amount and timing of future taxable income. Given the wide range of international business relationships and the long-term nature and complexity of existing contractual agreements, differences arising between the actual results and the assumptions made, or future changes to such assumptions, could necessitate future adjustments to tax income and expense already recorded. The Group establishes provisions, based on reasonable estimates, for possible consequences of audits by the tax authorities of the respective countries in which it operates. The amount of such provisions is based on various factors, such as experience of previous tax audits and differing interpretations of tax regulations by the taxable entity and the responsible tax authority. Such differences of interpretation may arise on a wide variety of issues depending on the conditions prevailing in the respective Group company's domicile.

Deferred tax assets are recognized for all unused tax losses to the extent that it is probable that taxable profit will be available against which the losses can be utilized. Significant management judgment is required to determine the amount of deferred tax assets that can be recognized, based upon the likely timing and the level of future taxable profits, future tax planning strategies and recent business performances and developments.

e) Assets, liabilities and contingent liabilities acquired in a business combination

The amount of goodwill initially recognized as a result of a business combination is dependent on the allocation of the purchase price to the fair value of the identifiable assets acquired and the liabilities assumed. The determination of the fair value of the assets and liabilities is based, to a considerable extent, on management's judgment.

The Group has considered all pertinent factors and applied its judgment in determining whether information obtained during the measurement period should result in an adjustment to the provisional amounts recognized at acquisition date or its impact should be accounted as post-acquisition transaction

Allocation of the purchase price affects the results of the Group as finite lived intangible assets are amortized, whereas indefinite lived intangible assets, including goodwill, are not amortized and could result in differing amortization charges based on the allocation to indefinite lived and finite lived intangible assets.

Identifiable intangible assets acquired under business combination include licenses, customer bases and brands. The fair value of these assets is determined by discounting estimated future net cash flows generated by the asset, where no active market for the assets exists. The use of different assumptions for the expectations of future cash flows and the discount rate would change the valuation of the intangible assets. The relative size of the Group's intangible assets, excluding goodwill, makes the judgments surrounding the estimated useful lives critical to the Group's financial position and performance.

Notes to consolidated financial statements

Further details on purchase price allocation have been disclosed in note 7.

f) Intangible assets

Refer note 3.6 for the estimated useful life of intangible assets. The carrying value of intangible assets has been disclosed in note 13.

g) Property, plant and equipment

Refer note 3.7 for the estimated useful life of property, plant and equipment. The carrying value of property, plant and equipment has been disclosed in note 12.

Property, plant and equipment also represent a significant proportion of the asset base of the Group. Therefore, the estimates and assumptions made to determine their carrying value and related depreciation are critical to the Group's financial position and performance.

The charge in respect of periodic depreciation is derived after determining an estimate of an asset's expected useful life and the expected residual value at the end of its life. Increasing an asset's expected life or its residual value would result in a reduced depreciation charge in profit or loss.

The useful lives and residual values of Group assets are determined by management at the time the asset is acquired and reviewed periodically. The lives are based on historical experience with similar assets as well as anticipation of future events, which may impact their life, such as changes in technology. Furthermore, network infrastructure is depreciated over a period beyond the expiry of the associated , under which the operator provides telecommunications services, if there is a reasonable expectation of renewal or an alternative future use for the asset. Historically, changes in useful lives and residual values have not resulted in material changes to the Group's depreciation charge.

h) Activation and installation fees

The Group receives activation and installation fees from new customers. These fees together with directly attributable costs are amortized over the estimated duration of customer life. The estimated useful life principally reflects management's view of the average economic life of the customer base and is assessed by reference to key performance indicators (KPIs) which are linked to establishment/ascertainment of customer life. An increase in such KPIs may lead to a reduction in the estimated useful life and an increase in the amortization income/charge. The Group believes that the change in such KPIs will not have any material effect on the financial statements.

5. Standards issued but not yet effective up to the date of issuance of the group's financial statements

a) IFRS 9 Financial Instruments

In November 2009, International Accounting Standards Board issued IFRS 9, "*Financial Instruments*", to reduce complexity of the current rules on financial instruments as mandated in IAS 39, "*Financial Instruments: Recognition and Measurement*". IFRS 9 requires financial assets to be classified into two measurement categories: those measured at fair value and those measured at amortized cost. Further it eliminates the rule based requirement of segregating embedded derivatives and tainting rules pertaining to held to maturity investments. For an investment in an equity instrument which is not held for trading, the standard permits an irrevocable election, on initial recognition, on an individual share-by-share basis, to present all fair value changes from the investment in other comprehensive income. No amount recognized in other comprehensive income would ever be reclassified to profit or loss. IFRS 9 was further amended in October 2010, and such amendment introduced requirements on accounting for financial liabilities. This amendment addresses the issue of volatility in the profit or loss due to changes in the fair value of an entity's own debt. It requires the entity, which chooses to measure a liability at fair value, to present the portion of the fair value change attributable to the entity's own credit risk in the other comprehensive income.

Notes to consolidated financial statements

The Company is required to adopt the standard by the financial year commencing April 1, 2015. The Company is currently evaluating the requirements of IFRS 9, and has not yet determined the impact on the consolidated financial statements.

b) Amendment to IFRS 7 Financial Instruments : Disclosures

In October 2010, International Accounting Standards Board issued amendment to IFRS 7. The IASB introduced enhanced disclosure requirements to IFRS 7 as part of its comprehensive review of off-balance sheet activities. The amendments are designed to ensure that users of financial statements are able to more readily understand transactions involving the transfer of financial assets (for example, securitization), including the possible effects of any risks that may remain with the entity that transferred the assets. The amendments also require additional disclosures if the total amount of proceeds from transfer activity (that qualifies for derecognition) in a reporting period is not evenly distributed throughout the reporting period.

The Company is required to adopt the amendments by the financial year commencing April 1, 2012. Disclosures are not required for comparative periods before the date of initial application of the amendments. The amendment affects disclosure only and the Company believes that the adoption of the amendments will not have a material effect on the consolidated financial statements.

c) IFRS 10 Consolidated Financial Statements

In May 2011, International Accounting Standards Board issued IFRS 10, "*Consolidated Financial statements*".

IFRS 10 replaces the portion of IAS 27 Consolidated and Separate Financial Statements that addresses the accounting for consolidated financial statements. It also includes the issues raised in SIC 12 Consolidation — Special Purpose Entities.

IFRS 10 establishes a single control model that applies to all entities including special purposes entities. The changes introduced by IFRS 10 will require management to exercise significant judgement to determine which entities are controlled, and therefore, are required to be consolidated by a parent, compared with the requirement that are in IAS 27. For instance, IFRS 10 provides additional guidance for determining of control in case of franchisor franchisee relationship, de facto agent, silos and potential voting rights. The Company is required to adopt IFRS 10 by the financial year commencing April 1, 2013. The Company is currently evaluating the requirements of this standard, and has not yet determined the impact on the consolidated financial statements.

d) IFRS 11 Joint Arrangements

In May 2011, International Accounting Standards Board issued IFRS 11, "*Joint arrangements*".

IFRS 11 replaces IAS 31, "Interests in Joint Ventures" and SIC-13, "*Jointly-controlled Entities-Non-monetary Contributions by Venturers*". IFRS 11 defines joint control as the contractually agreed sharing of control of an arrangement; which exists only when the decisions about the relative activities require the unanimous consent of the parties sharing control. The reference to 'control' in 'joint control' refers to the definition of 'control' under IFRS 10. IFRS 11 also changes the accounting for joint arrangements by moving from three categories under IAS 31 (jointly controlled operations, jointly controlled assets and jointly controlled entities) to two categories: joint operation and joint ventures. IFRS 11 removes the option to account for jointly controlled entities using the proportionate method, jointly controlled entities that meet the definition of a joint venture must be accounted for using the equity method. The Company is required to adopt IFRS 11 by the financial year commencing April 1, 2013.

The application of this new standard will impact the financial position of the Group if the jointly controlled entities (refer note 40 for list of joint ventures) as defined by IAS 31 meet the definition of a joint venture under IFRS11. IFRS 11 requires that the nature and the substance of the contractual rights and obligations arising from arrangement are considered when

Notes to consolidated financial statements

classifying it as either a joint operation or a joint venture; the legal form or structure of the arrangement is not the most significant factor in classifying the arrangement. Management must analyse whether its interests in joint ventures should be classified as joint ventures or joint operations. The final assessment has not been made. However:

- If the outcome of the analysis is that these are joint ventures under IFRS11, then the transition to IFRS 11 will result in substantial changes to the financial statements of the Group because the Group currently recognises its interests using the proportionate consolidation. This will result in recognizing a single line item investment in a joint venture in the statement of financial position, and a single line item for the proportionate share of net income and changes in equity in the consolidated income statement and in the comprehensive income.
- On the other hand, if the outcome of the analysis is that the jointly controlled entities are classified as joint operations under IFRS 11 there would likely be no difference between the accounting for a joint operation and proportionate consolidation if the Group has rights to a specified percentage of all assets and obligations for a specified percentage of liabilities. However, if the Group has rights to a specified percentage of certain assets and differing rights to other assets, and different obligations for liabilities, the financial statements would look different when accounting for those individual rights and obligations as compared with proportionately consolidating a blended percentage of all assets and liabilities.

The Group has to analyse if the current jointly controlled entities meet the definition of a joint venture or of joint operation under IFRS11. A detailed assessment of the impact is currently in progress.

e) IFRS 12 Disclosure of interests in other entities

In May 2011, International Accounting Standards Board issued IFRS 12, “*Disclosure of interests in other entities*”. IFRS 12 is a new and comprehensive standard on disclosure requirements for all forms of interests in other entities, including subsidiaries, joint arrangements, associates, special purpose vehicles and other off balance sheet vehicles. One of major requirements of IFRS 12 is that an entity needs to disclose the significant judgment and assumptions it has made in determining:

- a. Whether it has control, joint control or significant influence over another entity.
- b. The type of joint arrangement (i.e. joint operation or joint venture) when the joint arrangement is structured through a separate vehicle

IFRS 12 also expands the disclosure requirements for subsidiaries with Non-controlling interest, joint arrangements and associates that are individually material. IFRS 12 introduces the term — “Structured entity” by replacing the concept of Special Purpose entities that was previously used in SIC 12; and requires enhanced disclosures by way of nature and extent of, and changes in, the risks associated with its interests in both its consolidated and unconsolidated structured entities. The Company is required to adopt IFRS 12 by the financial year commencing April 1, 2013. The Company is currently evaluating the requirements of this standard, and has not yet determined the impact on the consolidated financial statements.

f) IFRS 13 Fair value measurement

In May 2011, the International Accounting Standards Board issued IFRS 13 to provide a specific guidance on fair value measurement and requires enhanced disclosures for all assets and liabilities measured at fair value, not restricting to financial assets and liabilities. The standard introduces a precise definition of fair value and provides guidance on how fair value is measured under IFRS when fair value is required or permitted. IFRS 13 sets out in a single standard a framework to measure the fair value and it also requires disclosures about the fair value measurement. The Company is required to adopt the standard by the financial year commencing April 1, 2013. The Company is currently evaluating the requirements of IFRS 13, and has not yet determined the impact on the consolidated financial statements.

Notes to consolidated financial statements

g) IAS 27 (Amended) Consolidated and Separate Financial Statements

In May 2011, International Accounting Standards Board amended IAS 27, “*Consolidated and Separate Financial Statements*”. As a consequence of the new IFRS 10 and IFRS 12, what remains in IAS 27 is limited to accounting for subsidiaries, jointly controlled entities, and associates in separate financial statements.

The Company is required to adopt IAS 27 by the financial year commencing April 1, 2013. The Company is currently evaluating the requirements of this standard, and has not yet determined the impact on the consolidated financial statements.

h) IAS 28 (Revised) Investments in Associates and Joint Ventures

In May 2011, International Accounting Standards Board amended IAS 28, “*Investments in Associates and Joint Ventures*”, as a consequence of the new IFRS 11 and IFRS 12, IAS 28 has been renamed IAS 28 Investments in Associates and Joint Ventures, and describes the application of the equity method to investments in joint ventures in addition to associates.

The Company is required to adopt IAS 28 by the financial year commencing April 1, 2013. The Company is currently evaluating the requirements of this standard, and has not yet determined the impact on the consolidated financial statements.

i) Amendments to IAS 1 Presentation of Financial instruments

In June 2011, the International Accounting Standards Board issued amendments to IAS 1. The amendments require companies preparing financial statements in accordance with IFRSs to group items within other comprehensive income that may be reclassified to the profit or loss separately from those items which would not be recyclable to the income statement. It also requires the tax associated with items presented before tax to be shown separately for each of the two groups of other comprehensive income items (without changing the option to present items of other comprehensive income either before tax or net of tax).

The amendments also reaffirm existing requirements that items in other comprehensive income and profit or loss should be presented as either a single statement or two consecutive statements. The Company is required to adopt the amendments by the financial year commencing April 1, 2013. The Company has evaluated the requirements of the amendments and the Company does not believe that the adoption of the amendments will have a material effect on the consolidated financial statements.

j) Amendments to IAS 19 Employee Benefits

In June 2011, International Accounting Standards Board issued amendments to IAS 19. The revised standard includes a number of amendments that range from fundamental changes to simple clarifications and re-wording. The most significant changes that will apply are:

- Actuarial gains and losses are to be recognized in OCI when they occur. Amounts recognized in profit or loss are limited to current and past service costs, gains or losses on settlements and net interest income (expense). All other changes in the net defined benefit asset/liability are recognized in other comprehensive income with no subsequent recycling to profit and loss.
- The net interest income or expense is the product of the net balance sheet liability or asset and the discount rate used to measure the obligation — both as at the start of the year.
- Objectives for disclosures of defined benefits plans are explicitly stated in the revised IAS 19, along with new or revised disclosure requirements. These new disclosures include quantitative information of the sensitivity of the defined benefit obligation to a reasonably possible change in each significant actuarial assumption.
- Termination benefits will be recognized at the earlier of when the offer of termination cannot be withdrawn, or when the related restructuring costs are recognized under IAS 37, Liabilities.

Notes to consolidated financial statements

- The distinction between short-term and long-term employee benefits will be based on expected timing of settlement rather than the employee's entitlement benefits.

The Company is required to adopt the amendments by the financial year commencing April 1, 2013. The amendments need to be adopted retrospectively with certain exceptions. The amendment will impact the accounting of actuarial gains and losses on defined benefit obligations of the Group, which is presently being recognized in the income statement. These would be required to be recognized in the other comprehensive income. A detailed assessment of the impact is currently in progress.

k) Amendments to IAS 32 Financial Instruments: Presentation and IFRS 7 Financial Instruments: Disclosures

In December 2011, the International Accounting Standards Board issued amendments to IAS 32 and IFRS 7. The IASB amended the accounting requirements and disclosures related to offsetting of financial assets and financial liabilities.

Amendments to IAS 32 clarify the meaning of 'currently has a legally enforceable right of set-off' and also clarify the application of IAS 32 offsetting criteria to settlement systems which apply gross settlement mechanisms that are not simultaneous.

The amendments to IFRS 7 require an entity to disclose information about rights of offset and related arrangements (such as collateral posting requirements). The new disclosures are required for all recognized financial instruments that are set off in accordance with IAS 32. These disclosures also apply to recognized financial instruments that are subject to an enforceable master netting arrangement or 'similar arrangement', irrespective of whether they are set-off in accordance with IAS 32.

The Company is required to adopt the amendments to IFRS 7 and IAS 32 by the financial year commencing April 1, 2013 and April 1, 2014, respectively. The Company is currently evaluating the requirements of the amendments, and has not yet determined the impact on the consolidated financial statements.

l) The following Interpretations and amendments to standards have been issued as of March 31, 2012 but not yet effective and have not yet been adopted by the Group. These are not expected to have any impact on the consolidated financial statements:

S.No.	Standards/ Interpretations/ Amendments	Month of Issue	Effective date — annual periods beginning on or after
1.	Amendment to IAS 12, " <i>Income Taxes</i> "	December, 2010	January 1, 2012
2.	Amendment to IFRS 1, " <i>First-time Adoption of International Financial Reporting Standards</i> "	December, 2010	July 1, 2011
3.	IFRIC Interpretation 20, " <i>Stripping Costs in the Production Phase of a Surface Mine</i> "	October, 2011	January 1, 2013

6. Segment reporting

The Group's operating segments are organized and managed separately through the respective business managers, according to the nature of products and services provided, with each segment representing a strategic business unit. These business units are reviewed by the Chairman and Managing Director of the Group (Chief operating decision maker).

Since the start of the commercial operations in October, 2008, 'Direct-to-home' DTH business has been making significant inroads into the overall business performance of the Group, accordingly, during the year ended March 31, 2012, the Group has decided to report its performance as a separate segment, earlier reported as part of 'Others' segment.

In line with the changes in the internal reporting during the year ended March 31, 2012, the Group has regrouped corporate headquarter's expenses/results, assets and liabilities relating to the Group's Africa operations with 'Africa mobile services' segment, earlier reported as part of 'Others' segment.

Further, during the year ended March 31, 2012, the Group has revised the presentation of expenses/results, assets and liabilities of corporate headquarter of the Group and other activities not allocated to the operating segments as 'Unallocated', earlier reported as part of 'Others' segment.

Notes to consolidated financial statements

Segment comparatives have been restated to reflect the changes described above.

The revised reporting segments of the Group are as below:

Mobile Services India and South Asia (SA): These services cover voice and data telecom services provided through GSM technology in the geographies of India and South Asia (SA). This includes the captive national long distance networks which primarily provide connectivity to the mobile services business in India.

Mobile Services Africa: These services cover provision of voice and data telecom services offered to retail customers in Africa Continent. This also includes corporate headquarter costs of the Group's Africa operations which were earlier reported as part of 'Others' segment.

Telemedia Services: These services cover voice and data communications based on fixed network and broadband technology.

Digital TV Services (formerly known as 'DTH Services'): This includes digital broadcasting services provided under the Direct-to-home platform. The same was earlier reported as part of 'Others' segment.

Airtel Business (formerly known as 'Enterprise Services'): These services cover end-to-end telecom solutions being provided to large Indian and global corporations by serving as a single point of contact for all telecommunication needs across data and voice (domestic as well as international long distance), network integration and managed services.

Passive Infrastructure Services: These services include setting up, operating and maintaining wireless communication towers.

Others: These comprise administrative and support services provided to other segments.

The measurement principles for segment reporting are based on IFRSs adopted in the consolidated financial statements. Segment's performance is evaluated based on operating revenue and profit or loss from operations (EBIT).

Operating revenues and expenses related to both third party and inter-segment transactions are included in determining the operating earnings of each respective segment. Re-branding expenditure pertaining to the acquired businesses are included under the related business segment and other re-branding expenditure are presented as 'Unallocated' reconciling item. Finance income earned and finance expense incurred are not allocated to individual segment and the same has been reflected at the Group level for segment reporting. Inter segment revenue are accounted for on terms established by the management on arm's length basis. Inter segment pricing and terms are reviewed and changed by the management to reflect changes in market conditions and changes to such terms are reflected in the period the change occurs. Segment information prior to the change in terms is not restated. These transactions have been eliminated on consolidation. The total assets disclosed for each segment represent assets directly managed by each segment, and primarily include receivables, property, plant and equipment, intangibles, inventories, operating cash and bank balances, inter segment assets and exclude derivative financial instruments, deferred tax assets and income tax recoverable.

Segment liabilities comprise operating liabilities and exclude external borrowings, provision for taxes, deferred tax liabilities and derivative financial instruments. Segment capital expenditure comprise additions to property, plant and equipment and intangible assets (net of rebates, where applicable).

Unallocated expenses/results, assets and liabilities include expenses/results, assets and liabilities (including inter-segment assets and liabilities) of corporate headquarters of the Group and other activities not allocated to the operating segments.

Notes to consolidated financial statements

Summary of the segmental information as of and for the year ended March 31, 2012 is as follows:

Description	Mobile Services		Airtel Business	Digital TV Services	Passive Infra Services		Unallocated	Eliminations	Consolidated
	India & South Asia	Mobile Services Africa			Telemedia Services	Others			
Revenue from external customers	386,716	197,796	33,082	12,919	50,301	—	—	714,508	
Inter segment revenue	16,375	469	11,459	41	44,808	—	(79,846)	—	
Total revenues	403,091	198,265	44,541	12,960	95,109	3,117	(79,846)	714,508	
Segment result	82,244	14,147	2,629	(7,198)	14,641	(416)	(9,792)	103,442	
Share of profits/(loss) in associates								(74)	
Finance income								2,643	
Finance costs								(40,828)	
Earnings before taxation								65,183	
Other segment items									
Period capital expenditure	(37,232)	(72,789)	(7,025)	(8,285)	(13,800)	(1,610)	(167)	(143,978)	
Depreciation and amortization	(54,446)	(38,644)	(5,684)	(7,663)	(21,303)	(4)	(521)	(133,681)	
As of March 31, 2012									
Segment assets	677,975	679,350	102,660	23,397	206,446	1,053	239,085	1,570,616	
Segment liabilities	159,656	229,597	44,194	42,908	43,533	1,428	908,659	1,036,808	

Notes to consolidated financial statements

Summary of the segmental information as of and for the year ended March 31, 2011 is as follows:

Description	Mobile Services		Telemedia Services	Airtel Business	Digital TV Services		Passive Infra Services	Others	Unallocated	Eliminations	Consolidated
	India & South Asia	Mobile Services Africa			(₹ Millions)	(₹ Millions)					
Revenue from external customers	348,490	130,721	33,563	30,202	7,721	44,686	—	—	—	—	595,383
Inter segment revenue	14,910	113	2,761	11,261	39	40,869	2,741	—	(72,694)	—	—
Total revenues	363,400	130,834	36,324	41,463	7,760	85,555	2,741	—	(72,694)	—	595,383
Segment result	85,551	2,381	8,334	5,546	(5,181)	11,688	47	(9,714)	—	—	98,652
Share of profits/(loss) in associates	—	—	—	—	—	—	—	—	—	—	(57)
Finance Income	—	—	—	—	—	—	—	—	—	—	3,536
Finance Cost	—	—	—	—	—	—	—	—	—	—	(25,349)
Earnings before taxation	85,551	2,381	8,334	5,546	(5,181)	11,688	47	(9,714)	—	—	76,782
Other segment items											
Period capital expenditure	(187,857)	(35,236)	(45,216)	(11,426)	(12,074)	(23,622)	—	(1,259)	9,742	—	(306,948)
Depreciation and amortization	(41,346)	(26,128)	(8,155)	(4,577)	(4,086)	(20,058)	—	(563)	2,847	—	(102,066)
As of March 31, 2011											
Segment assets	594,629	584,051	97,396	100,630	22,637	203,105	588	144,409	(282,381)	—	1,465,064
Segment liabilities	155,603	139,369	69,837	46,201	34,581	40,733	1,027	742,853	(281,371)	—	948,833

Notes to consolidated financial statements

<u>Particulars</u>	<u>As of</u> <u>March 31, 2012</u>	<u>As of</u> <u>March 31, 2011</u>
	(₹ Millions)	
Unallocated Assets comprise of :		
Derivative financial assets	4,893	4,680
Deferred tax asset	51,277	45,061
Income tax recoverable	9,049	5,280
Others	173,866	89,388
Total	239,085	144,409

<u>Particulars</u>	<u>As of</u> <u>March 31, 2012</u>	<u>As of</u> <u>March 31, 2011</u>
	(₹ Millions)	
Unallocated Liabilities comprise of :		
Borrowings	690,232	616,708
Derivative financial liabilities	567	468
Deferred tax liability	11,621	12,487
Income tax liabilities	7,596	3,642
Others	198,643	109,548
Total	908,659	742,853

Borrowings include amount borrowed for the acquisition of 3G and BWA Licenses ₹ 61,117 Mn and ₹ 63,765 Mn and for funding the acquisition of Africa operations and other borrowings of Africa operations ₹ 508,113 Mn (USD 9.93 bn) and ₹ 460,966 Mn (USD 10.32 bn) as of March 31, 2012 and March 31, 2011, respectively.

Geographical information:

Information concerning geographical areas by location of the entity is as follows:

(a) Revenue from external customers:

<u>Particulars</u>	<u>Year ended</u> <u>March 31, 2012</u>	<u>Year ended</u> <u>March 31, 2011</u>
	(₹ Millions)	
India	499,994	452,412
Africa	197,796	130,721
Rest of the World	16,718	12,250
Total	714,508	595,383

(b) Non-current assets (Property, plant and equipment and Intangible assets):

<u>Particulars</u>	<u>As of</u> <u>March 31, 2012</u>	<u>As of</u> <u>March 31, 2011</u>
	(₹ Millions)	
India	678,291	707,754
Africa	625,732	552,765
Rest of the World	31,798	28,224
Total	1,335,821	1,288,743

7. Business combination/acquisition of non-controlling interest/disposal of subsidiary**a) Acquisition of 100 per cent. interest in Bharti Airtel Africa B.V. (erstwhile Zain Africa B.V. ('Zain'))**

The Group entered into a share purchase agreement with Zain International BV to acquire 100 per cent. equity interest in Zain Africa B.V. ('Zain') as of March 30, 2010 for USD 9 bn. The transaction was closed on June 8, 2010. With this acquisition, the Group has made an additional step towards its objective to expand globally and create its presence in the African market.

The acquisition was accounted for in the books, using the acquisition method and accordingly, all the assets and liabilities were measured at their preliminary fair values as on the acquisition date and the purchase consideration was allocated to the net assets.

The goodwill recognized in the transaction consists largely of the synergies and economies of scale expected from the combined operation of the Group and Zain Africa B.V. and certain intangible assets such as one network arrangement, assembled work force, domain name and co-location agreement which have not been recognized separately as these do not meet the criteria for recognition as intangible assets under IAS 38 "Intangible Assets".

The following table summarizes the fair value of the consideration paid, the amount at which assets acquired and the liabilities assumed are recognized and non-controlling interest in Bharti Airtel Africa B.V. as of the date of acquisition, i.e., June 8, 2010.

<u>Particulars</u>	<u>As determined as of June 7, 2011</u>	<u>As determined as of March 31, 2011</u> (₹ Millions)	<u>As determined on the date of acquisition</u>
Purchase consideration			
Cash	374,091	374,091	374,091
Deferred consideration at fair value	36,565	47,786	47,786
Total (A)	<u>410,656</u>	<u>421,877</u>	<u>421,877</u>
Acquisition related cost (included in Selling, general and administrative expenses in the Group consolidated statement of comprehensive income)	<u>1,417</u>	<u>1,417</u>	<u>1,417</u>
Recognized amount of Identifiable assets acquired and liabilities assumed			
Assets acquired			
Property, plant & equipments	104,925	122,002	126,271
Intangibles assets	97,934	81,036	81,035
Current assets	64,619	63,684	63,312
Liabilities assumed			
Non current liabilities	(76,356)	(76,182)	(75,543)
Current liabilities	(106,581)	(103,871)	(102,126)
Contingent liability (legal & tax cases)	(7,435)	(7,435)	(8,347)
Net identifiable assets (B)	77,106	79,234	84,602
Non controlling interest in Zain (C)	<u>5,858</u>	<u>6,610</u>	<u>7,418</u>
Goodwill* (A-B+C)	<u>339,408</u>	<u>349,253</u>	<u>344,693</u>

During the three months period ended June 30, 2011, the end of the measurement period, the Group completed the fair valuation of net assets acquired as at the acquisition date and settled the deferred purchase consideration after adjusting for the

Notes to consolidated financial statements

claims of ₹ 11,221 Mn identified subsequent to the acquisition date as per the Share Purchase Agreement. The change in the net assets acquired as determined as of March 31, 2011 is primarily on account of decrease in provisional fair valuation of tangible assets by ₹ 17,077 Mn, increase in provisional fair valuation of intangible assets by ₹ 16,898 Mn and balance decrease of ₹ 1,197 Mn is on account of change in fair valuation of other assets and liabilities (including reduction in non controlling interest by ₹ 752 Mn). These have resulted in net reduction in goodwill by ₹ 9,845 Mn. Net depreciation and amortization expense (net of tax and non-controlling interest) of ₹ 429 Mn on account of finalization of fair valuation of tangible and intangible assets has been recognized in profit or loss on completion of the fair value of net assets acquired as at the acquisition date. The Group has assessed the above change as immaterial.

* Subsequent to the completion of the measurement period, the Group has identified certain errors post the acquisition date resulting into further reduction of Goodwill by ₹ 1,708 Mn (including reduction in deferred consideration by ₹ 211 Mn and net of non-controlling interest of ₹ 263 Mn) from ₹ 339,408 Mn to ₹ 337,700 Mn. The group has assessed the above change as immaterial for any restatement considerations.

None of the goodwill recognized is deductible for Income tax purposes.

From the date of acquisition, Bharti Airtel Africa B.V. has contributed revenue of ₹ 130,418 Mn and loss before tax of ₹ 3,843 Mn to the consolidated revenue and net profit before tax of the Group, respectively, for the year ended March 31, 2011.

The details of receivables acquired through business combination are as follows:

<u>Particulars</u>	<u>Fair Value</u>	<u>Gross Contractual amount of Receivable</u>	<u>Best estimate of amount not expected to be collected</u>
		(₹ Millions)	
As determined on the date of acquisition	12,607	17,833	(5,226)
As determined as of March 31, 2011	11,992	17,833	(5,841)
As determined as of June 7, 2011	11,802	17,833	(6,031)

Analysis of cash flows on acquisition

<u>Particulars</u>	<u>Three months period ended June 30, 2011</u>	<u>Year ended March 31, 2011</u>
	(₹ Millions)	
Cash consideration paid (at exchange rate on the date of payment, including foreign exchange gain of ₹ 1,369 Mn for the three months period ended June 30, 2011 & ₹ 464 Mn for the year ended March 31, 2011)	24,985	384,300
Net cash acquired with the subsidiary	—	(13,159)
Investment in subsidiary, net of cash acquired (A) (included in cash flows from investing activities)	24,985	371,141
Transaction costs for the acquisition (B)* (included in cash flows from operating activities)	—	906
Total cash outflow in respect of business combination (A+B)	24,985	372,047

* Additional transaction cost for the acquisition of ₹ 511 Mn was incurred during the year ended March 31, 2010.

b) Acquisition of 70 per cent. effective interest in Airtel Bangladesh limited (erstwhile Warid Telecom International Limited 'Warid')

The Group entered into a share purchase agreement with Warid Telecom international LLC to acquire 70 per cent. equity interest in Airtel Bangladesh Limited on January 12, 2010 for ₹ 13,912 Mn. The transaction was closed on February 25, 2010. With this acquisition, the Group has made an additional step towards its objective to expand its position in the South Asian market.

Notes to consolidated financial statements

The acquisition was accounted for in the books, using the acquisition method and accordingly, all the assets and liabilities were measured at their fair values as on the acquisition date and the purchase consideration has been allocated to the net assets. The goodwill recognized in the transaction consist largely of the synergies and economies of scale expected from the combined operation of the Group and Airtel Bangladesh Limited.

The following table summarizes the fair value of the consideration paid, the amount at which assets acquired and the liabilities assumed are recognized and the non-controlling interest in Airtel Bangladesh Limited as of February 25, 2010.

<u>Particulars</u>	<u>As determined on the date of acquisition & as of February 24, 2011</u>
	(₹ Millions)
Purchase consideration	
Cash (A)	<u>13,912</u>
Acquisition related cost (included in Selling, general and administrative expenses in the group Consolidated statement of comprehensive income)	<u>541</u>
Recognized amount of Identifiable assets acquired and liabilities assumed	
Assets Acquired	
Property, plant & equipment	8,923
Intangibles	3,508
Cash and Deposits	14,205
Advances and Prepayments	233
Other Receivables	185
Liabilities assumed	
Non Current liabilities	(8,376)
Current liabilities	(8,548)
Contingent Liabilities	(219)
Net Identifiable assets (B)	9,911
Non Controlling Interest in Warid (C)	<u>2,973</u>
Goodwill (A-B+C)	<u>6,974</u>

None of the goodwill recognized is deductible for Income tax purposes.

As at the acquisition date, the Group fair valued the contingent liabilities and recognized ₹ 219 Mn towards dispute with various tax authorities in Bangladesh.

The details of receivables acquired through business combination are as follows:

<u>As determined as of date of the acquisition & as of February 24, 2011</u>	<u>Fair Value</u>	<u>Gross Contractual amount of Receivable</u>	<u>Best estimate of amount not expected to be collected</u>
	(₹ Millions)		
Accounts Receivable	162	216	54
other Receivable	23	23	—

Analysis of cash flows on acquisition

	(₹ Millions)
Cash consideration paid	13,912
Net cash acquired with the subsidiary	(13,911)
Investment in subsidiary, net of cash acquired (A)	1
Transaction costs of the acquisition	
— During the year ended March 31, 2010 (B)	465
— During the year ended March 31, 2011 (C)	76
Total cash outflow in respect of business combination (A+B+C)	542

Notes to consolidated financial statements

c) Acquisition of 100 per cent. interest in Airtel (Seychelles) Limited (erstwhile Telecom Seychelles Limited), Seychelles

The Group entered into a share purchase agreement with Seejay Cellular Limited to acquire 100 per cent. equity interest in Airtel (Seychelles) Limited on August 23, 2010 for ₹ 2,903 Mn. The transaction was closed on August 27, 2010. This acquisition is done for the Group's objective to expand its presence globally.

The acquisition was accounted for in the books, using the acquisition method and accordingly, all the assets and liabilities were measured at their preliminary fair values as on the acquisition date and the purchase consideration has been allocated to the net assets. The goodwill recognized in the transaction consists largely of the synergies and economies of scale expected from the combined operation of the Group and Airtel (Seychelles) Limited.

During the three months period ended September 30, 2011, the end of the measurement period, the group has completed the fair valuation of net assets acquired as at the acquisition date. There are no changes in the fair valuation subsequent to March 31, 2011.

The following table summarizes the fair value of the consideration paid, the amount at which assets acquired and the liabilities assumed are recognized as of August 27, 2010.

<u>Particulars</u>	<u>As determined on the date of acquisition & as of August 26, 2011</u> (₹ Millions)
Purchase consideration	
Cash (A)	<u>2,903</u>

Recognized amount of Identifiable assets acquired and liabilities assumed

<u>Particulars</u>	<u>As determined as of March 31, 2011, and August 26, 2011</u>	<u>As determined on the date of acquisition</u>
	(₹ Millions)	
Assets acquired		
Property, plant & equipments	98	98
Intangibles assets	259	259
Current assets	294	294
Liabilities assumed		
Non current liabilities	(66)	(66)
Current liabilities	(283)	(377)
Net identifiable assets (B)	302	208
Non controlling interest (C)	<u>—</u>	<u>—</u>
Goodwill (A-B+C)	<u>2,601</u>	<u>2,695</u>

None of the goodwill recognized is deductible for Income tax purposes.

From the date of acquisition, Telecom Seychelles Limited has contributed revenue of ₹ 416 Mn and profit before tax of ₹ 176 Mn to the consolidated revenue and net profit before tax of the Group, respectively, for the year ended March 31, 2011.

The details of receivables acquired through business combination are as follows;

<u>As determined as of date of acquisition, March 31, 2011 and August 26, 2011</u>	<u>Fair Value</u>	<u>Gross Contractual amount of Receivable</u>	<u>Best estimate of amount not expected to be collected</u>
	(₹ Millions)		
Accounts Receivable	212	212	—

Notes to consolidated financial statements

Analysis of cash flows on acquisition

	(₹ Millions)
Cash consideration paid	2,903
Net cash acquired with the subsidiary	(53)
Investment in subsidiary, net of cash acquired (A) (included in cash flows from investing activities)	2,850
Transaction costs of the acquisition (included in cash flows from operating activities) — for the year ended March 31, 2011 (B)	Nil
Total in respect of business combinations (A+B)	2,850

d) Total consolidated revenue of the Group and its joint ventures and net profit before tax of the Group, its joint ventures and associates would have been ₹ 623,477 Mn and ₹ 74,084 Mn respectively, had all the acquisitions been effective for the full year ended March 31, 2011.

e) Acquisition of additional interest in Celtel Zambia Plc

On December 17, 2010, the Group acquired 17.47 per cent. of the voting shares of Celtel Zambia Plc increasing its ownership to 96.36 per cent. A cash consideration of ₹ 5,601 Mn was paid to the non-controlling interest shareholders. The carrying value of the net assets of Celtel Zambia Plc (excluding Goodwill on the original acquisition) at this date was ₹ 8,479 Mn and the carrying value of the additional interest acquired was ₹ 1,481 Mn. The difference of ₹ 4,120 Mn between the consideration and the carrying value of the interest acquired has been recognized in 'Other components of equity'.

On completion of the fair value allocation to the identifiable assets (tangible and intangible) and liabilities of Zain Africa B.V. (Refer note 7(a)), the consequential decrease of ₹ 193 Mn in the carrying value of interest acquired in Celtel Zambia Plc has been recognized in 'Other components of equity' during the period.

f) Acquisition of additional interest in Airtel Networks Kenya Limited

On February 24, 2011, the Group acquired 5 per cent. of the voting shares of Airtel Networks Kenya Limited increasing its ownership to 100 per cent. A cash consideration of ₹ 503 Mn was paid to the non-controlling interest shareholders. The carrying value of the net assets of Airtel Networks Kenya Limited (excluding Goodwill on the original acquisition) at this date was ₹ 662 Mn and the carrying value of the additional interest acquired was ₹ 33 Mn. The difference of ₹ 470 Mn between the consideration and the carrying value of the interest acquired has been recognized in 'Other components of equity'.

On completion of the fair value allocation to the identifiable assets (tangible and intangible) and liabilities of Zain Africa B.V. (Refer note 7(a)), the consequential increase of ₹ 93 Mn in the carrying value of interest acquired in Airtel Networks Kenya Limited has been recognized in 'Other components of equity' during the period.

g) Disposal of controlling interest in Aero Ventures Limited, Mauritius

On July 08, 2011, Aero Ventures Limited, Mauritius ('AVL') was incorporated as a wholly owned subsidiary of Network i2i Limited, a wholly owned subsidiary of the Company. The consideration for the issue of shares was satisfied through transfer of pre-delivery payment of USD 30.21 Mn, conversion of interest receivable of USD 0.12 Mn and payment of USD 19.64 Mn in cash.

On March 20, 2012, the entire holding in AVL was sold for ₹ 2,543 Mn (USD 50.60 Mn) resulting in gain of ₹ 13 Mn (USD 0.27 Mn), (net of transaction costs of ₹ 25 Mn (USD 0.49 Mn)), that has been recognized in the income statement. AVL has not started the commercial operations till the date of sale.

AVL had a capital advance of ₹ 2,505 Mn (USD 49.84 Mn) and cash and cash equivalents of ₹ 18 thousands (USD 0.36 thousands) on the date of disposal.

Notes to consolidated financial statements

8. Operating expenses

<u>Particulars</u>	<u>Notes</u>	<u>Year ended March 31, 2012</u>	<u>Year ended March 31, 2011</u>
		(₹ Millions)	
Access charges		97,361	74,718
Licence fees, revenue share and spectrum charges		61,099	52,600
Network operations cost		157,598	127,163
Employee costs	8.1	35,159	32,784
Selling, general and administrative expenses		126,310	107,743
Charity & donations		408	292
		<u>477,935</u>	<u>395,300</u>

Selling, general and administrative expenses include followings:

<u>Particulars</u>	<u>Year ended March 31, 2012</u>	<u>Year ended March 31, 2011</u>
	(₹ Millions)	
Trading inventory consumption	9,389	8,169
Diminution in value of inventory	584	342
Provision for doubtful debts	3,863	2,613

8.1 Employee costs

<u>Particulars</u>	<u>Notes</u>	<u>Year ended March 31, 2012</u>	<u>Year ended March 31, 2011</u>
		(₹ Millions)	
Salaries, allowances & others		31,657	29,230
Defined contribution plan		1,667	797
Defined benefit plan/other long term benefits		846	1,196
Share based compensation	8.2	989	1,561
		<u>35,159</u>	<u>32,784</u>

Notes to consolidated financial statements

8.2 Share based compensation plans

The following table provides an overview of all existing share option plans of the Group and its joint ventures:

Entity	Scheme	Plan	Year of issuance of plan	Share options granted (thousands)	Vesting period (years)	Contractual term (years)	Weighted average exercise price (₹)	Classification/ accounting treatment
Bharti Airtel	Scheme I	2001 Plan	2002	30,893	1-4	7	21.25	Equity settled
Bharti Airtel	Scheme I	2004 Plan	2004	4,380	1-4	7	35.00	Equity settled
Bharti Airtel	Scheme I	Superpot	2004	143	1-3	7	—	Equity settled
Bharti Airtel	Scheme I	2006 Plan	2006	5,052	1-5	7	5.52	Equity settled
Bharti Airtel	Scheme 2005	2005 Plan	2005	11,260	1-4	7	237.06	Equity settled
Bharti Airtel	Scheme 2005	2008 Plan & Annual Grant Plan (AGP)	2008	8,817	1-3	7	352.13	Equity settled
Bharti Airtel	Scheme 2005	Performance Share Plan (PSP) 2009	2009	1,691	3-4	7	5.00	Equity settled
Bharti Airtel	Scheme 2005	Special ESOP & Restricted Share Units (RSU)	2010	3,616	1-5	7	5.00	Equity settled
Bharti Airtel	Scheme 2005	Long term incentive plan (LTIP)	2011	422	1-3	7	5.00	Equity settled
Bharti Airtel	Scheme 2005	LTIP Africa	2011	418	1-3	3	5.00	Cash settled
Bharti Infratel	Infratel plan	2008 Plan	2008	3,748	1-5	7	329.00	Equity settled
Indus Towers Ltd#	Indus Plan	2009 Plan	2009	1.28	1-4	7	249,300.00	Cash settled

(Refer note 30)

Notes to consolidated financial statements

The following table exhibits the net compensation expense under respective schemes:

Entity	Scheme	Plan	Year ended	Year ended
			March, 2012	March, 2011
			(₹ Millions)	
Bharti Airtel	Scheme I	2001 Plan	—	—
Bharti Airtel	Scheme I	2004 Plan	—	—
Bharti Airtel	Scheme I	Superpot	—	—
Bharti Airtel	Scheme I	2006 Plan	109	176
Bharti Airtel	Scheme 2005	2005 Plan	(14)	84
Bharti Airtel	Scheme 2005	2008 Plan & Annual Grant Plan (AGP)	43	295
Bharti Airtel	Scheme 2005	Performance Share Plan (PSP) 2009 Plan	136	120
Bharti Airtel	Scheme 2005	Special ESOP & Restricted Share Units (RSU)	304	420
Bharti Airtel	Scheme 2005	LTIP Plan	59	—
Bharti Airtel	Scheme 2005	LTIP Africa	56	—
Bharti Infratel	Infratel plan	2008 Plan	249	371
Indus Towers Ltd#	Indus Plan	2009 Plan	47	95
			<u>989</u>	<u>1,561</u>

Represents 42 per cent. of the total number of shares, under the option plan of the Joint Venture Company.

The total carrying value of cash settled share based compensation liability is ₹ 105 Mn and ₹ Nil as of March 31, 2012 and March 31, 2011, respectively.

Information concerning the share options issued to directors, officers and employees is presented below:

Particulars	As of March 31, 2012		As of March 31, 2011	
	Number of share options (Shares in Thousands)	Weighted average exercise price(₹)	Number of share options (Shares in Thousands)	Weighted average exercise price(₹)
Scheme I — 2001 plan				
Number of shares under option:				
Outstanding at beginning of year	—	—	16	60.00
Granted	—	—	—	—
Exercised	—	—	(16)	60.00
Expired	—	—	—	—
Forfeited	—	—	—	—
Outstanding at year end	—	—	—	—
Exercisable at end of year	—	—	—	—
Scheme I — 2004 plan				
Number of shares under option:				
Outstanding at beginning of year	—	—	170	35.00
Granted	—	—	—	—
Exercised	—	—	(170)	35.00
Expired	—	—	—	—
Forfeited	—	—	—	—
Outstanding at year end	—	—	—	—
Exercisable at end of year	—	—	—	—

Notes to consolidated financial statements

Contd

Particulars	As of March 31, 2012		As of March 31, 2011	
	Number of share options (Shares in Thousands)	Weighted average exercise price(₹)	Number of share options (Shares in Thousands)	Weighted average exercise price(₹)
Scheme I — superpot				
Number of shares under option:				
Outstanding at beginning of year	—	—	12	—
Granted	—	—	—	—
Exercised	—	—	(4)	—
Expired	—	—	—	—
Forfeited	—	—	(8)	—
Outstanding at year end	—	—	—	—
Exercisable at end of year	—	—	—	—
Scheme I — 2006 plan				
Number of shares under option:				
Outstanding at beginning of year	2,057	5.51	2,096	5.50
Granted	239	5.00	867	5.00
Exercised	(594)	5.00	(554)	5.00
Expired	—	—	—	—
Forfeited	(257)	5.00	(352)	5.00
Outstanding at year end	1,445	5.73	2,057	5.51
Exercisable at end of year	521	6.97	832	6.27
Scheme 2005 — 2005 plan				
Number of shares under option:				
Outstanding at beginning of year	3,468	309.34	4,515	292.34
Granted	28	156.50	—	—
Exercised	(597)	166.80	(568)	148.73
Expired	—	—	—	—
Forfeited	(297)	388.72	(479)	339.29
Outstanding at year end	2,602	331.48	3,468	309.34
Exercisable at end of year	2,578	333.38	2,816	280.68
Scheme 2005 — 2008 plan and AGP				
Number of shares under option:				
Outstanding at beginning of year	5,915	355.16	7,031	354.94
Granted	34	373.38	—	—
Exercised	(246)	329.61	(11)	336.50
Expired	—	—	—	—
Forfeited	(868)	359.35	(1,105)	353.96
Outstanding at year end	4,835	355.84	5,915	355.16
Exercisable at end of year	4,224	349.26	3,043	345.70
Scheme 2005 — PSP 2009 plan				
Number of shares under option:				
Outstanding at beginning of year	1,456	5.00	1,282	5.00
Granted	40	5.00	328	5.00
Exercised	—	—	—	—
Expired	—	—	—	—
Forfeited	(240)	5.00	(154)	5.00
Outstanding at year end	1,256	5.00	1,456	5.00
Exercisable at end of year	—	—	—	—

Notes to consolidated financial statements

Particulars	As of March 31, 2012		As of March 31, 2011	
	Number of share options (Shares in Thousands)	Weighted average exercise price(₹)	Number of share options (Shares in Thousands)	Weighted average exercise price(₹)
Scheme 2005 — LTIP Plan				
Number of shares under option:				
Outstanding at beginning of year	—	—	—	—
Granted	422	5.00	—	—
Exercised	—	—	—	—
Expired	—	—	—	—
Forfeited	(16)	5.00	—	—
Outstanding at year end	406	5.00	—	—
Exercisable at end of year	—	—	—	—
Scheme 2005 — Special ESOP & RSU Plan				
Number of shares under option:				
Outstanding at beginning of year	2,975	5.00	—	—
Granted	361	5.00	3,255	5.00
Exercised	(578)	5.00	—	—
Expired	—	—	—	—
Forfeited	(396)	5.00	(280)	5.00
Outstanding at year end	2,362	5.00	2,975	5.00
Exercisable at end of year	418	5.00	—	—
Scheme 2005 — LTIP Plan Africa				
Number of shares under option:				
Outstanding at beginning of year	—	—	—	—
Granted	418	5.00	—	—
Exercised	—	—	—	—
Expired	—	—	—	—
Forfeited	—	—	—	—
Outstanding at year end	418	5.00	—	—
Exercisable at end of year	—	—	—	—
Infratel Options				
Number of shares under option:				
Outstanding at beginning of year	3,336	329.00	2,898	329.00
Granted	80	329.00	654	329.00
Exercised	—	—	—	—
Expired	—	—	—	—
Forfeited	(83)	329.00	(216)	329.00
Outstanding at year end	3,333	329.00	3,336	329.00
Exercisable at end of year	1,631	329.00	988	329.00
Indus Options[#]				
Number of shares under option:				
Outstanding at beginning of year	1.00	249,300.00	0.84	249,300.00
Granted	0.08	249,300.00	0.30	249,300.00
Exercised	—	—	—	—
Expired	—	—	—	—
Forfeited	(0.17)	249,300.00	(0.14)	249,300.00
Outstanding at year end	0.91	249,300.00	1.00	249,300.00
Exercisable at end of year	0.21	249,300.00	0.10	249,300.00

[#] Represents 42 per cent. of the total number of shares, under the option plan of the Joint Venture Company.

Notes to consolidated financial statements

The following table summarizes information about options exercised and granted during the year and about options outstanding and their remaining contractual life:

Entity	Plan	Options Outstanding (thousands)	Remaining Contractual term(years)	Options Granted		Options Exercised	
				Options	Wtd Avg Fair Value	Options	Wtd Avg Share Price
Bharti Airtel	2001 Plan	—	—	—	—	—	—
Bharti Airtel	2004 Plan	—	—	—	—	—	—
Bharti Airtel	Superpot	—	—	—	—	—	—
Bharti Airtel	2006 Plan	1,445	1.17 to 6.86	239	347.40	594	376.35
Bharti Airtel	2005 Plan	2,602	0.44 to 6.10	28	246.98	597	376.88
Bharti Airtel	2008 Plan and Annual grant plan	4,835	3.25 to 6.17	34	170.18	246	378.51
Bharti Airtel	PSP 2009 Plan	1,256	4.34 to 6.34	40	432.50	—	—
Bharti Airtel	LTIP Plan	406	6.35	422	415.47	—	—
Bharti Airtel	LTIP Africa	418	2.35	418	330.91	—	—
Bharti Airtel	Special ESOP & RSU	2,362	5.01 to 6.10	361	355.13	578	386.44
Bharti Infratel	2008 Plan	3,333	3.42 to 6.33	80	475.00	—	—
Indus Towers Ltd#	2009 Plan	0.91	4.42 to 6.75	0.08	273,703	—	—

Represents 42 per cent. of the total number of shares, under the option plan of the Joint Venture Company.

The fair value of options granted was estimated on the date of grant using the Black-Scholes/Lattice/Monte Carlo Simulation valuation model with the following assumptions:

Particulars	Year ended March 31, 2012	Year ended March 31, 2011
Risk free interest rates	7.76 to 9.05%	7.14% to 8.84%
Expected life	27 to 60 months	48 to 72 months
Volatility	41.00 to 52.43%	37.26% to 58%
Dividend yield	0 to 0.30%	0 to 0.39%
Wtd average share price on the date of grant excluding Infratel and Indus	361.83 to 424.11	256.95 to 368.00
Wtd average share price on the date of grant — Infratel	658	658
Wtd average share price on the date of grant — Indus	422,650	422,650

The expected life of the share option is based on historical data & current expectation and not necessarily indicative of exercise pattern that may occur.

The volatility of the options is based on the historical volatility of the share price since the Group's equity shares became publicly traded.

During the years ended March 31, 2012 and March 31, 2011, Bharti Airtel Employee Welfare Trust ('trust') (a trust set up for administration of ESOP Schemes of the Company) has acquired 1,507,000 and 1,157,025 Bharti Airtel equity shares from the open market at an average price of ₹ 360.94 and ₹ 347.44 per share and has transferred 1,420,932 and 578,726 shares to the employees of the Company upon exercise of stock options, under ESOP Scheme 2005, respectively.

9. Depreciation and amortization

Particulars	Notes	Year ended March 31, 2012	Year ended March 31, 2011
		(₹ Millions)	
Depreciation	12	105,426	86,980
Amortization	13	28,255	15,086
		<u>133,681</u>	<u>102,066</u>

Notes to consolidated financial statements

10. Finance income and costs

	Year ended March 31, 2012	Year ended March 31, 2011
	(₹ Millions)	
Finance income		
Interest Income on securities held for trading	2	10
Interest Income on deposits	445	475
Interest Income on loans to joint ventures	49	23
Interest Income on others	423	398
Net gain on securities held for trading	1,639	1,196
Net gain on derivative financial instruments	85	1,434
	<u>2,643</u>	<u>3,536</u>
Finance costs		
Interest on borrowings	30,608	20,378
Unwinding of discount on provisions	446	176
Net exchange loss	5,233	3,112
Other finance charges	4,541	1,683
	<u>40,828</u>	<u>25,349</u>

“Interest income on others” include ₹ 340 Mn and ₹ 259 Mn towards unwinding of discount on other financial assets for the years ended March 31, 2012 and March 31, 2011, respectively.

“Other finance charges” comprise bank charges, trade finance charges, charges relating to derivative instruments and interest charges towards sub judice matters and also includes ₹ 246 Mn and ₹ 175 Mn towards unwinding of discount on other financial liabilities for years ended March 31, 2012 and March 31, 2011, respectively.

11. Income taxes

The major components of the income tax expense are:

<u>Particulars</u>	Year ended March 31, 2012	Year ended March 31, 2011
	(₹ Millions)	
Current Income Tax		
— India	18,303	20,177
— Overseas	8,140	3,642
	<u>26,443</u>	<u>23,819</u>
Deferred Tax*		
— Relating to origination & reversal of temporary differences	(1,015)	(5,644)
Tax expense attributable to current year’s profit	<u>25,428</u>	<u>18,175</u>
Adjustments in respect of income tax of previous year		
— Current Income Tax	333	142
— Deferred Tax*	(3,159)	(527)
	<u>(2,826)</u>	<u>(385)</u>
Income tax expense recorded in the Consolidated income statement	<u>22,602</u>	<u>17,790</u>

* Includes minimum alternate tax (MAT) credit of ₹ 5,220 Mn and ₹ 14,140 Mn during years ended March 31, 2012 and March 31, 2011, respectively.

Notes to consolidated financial statements

During the years ended March 31, 2012 and March 31, 2011, the Company recognized additional income tax charge of ₹ 70 Mn and ₹ 2,980 Mn under 'current income tax' and additional MAT credit of ₹ 70 Mn and ₹ 2,980 Mn under 'deferred tax', respectively on account of change in effective MAT rate from 19.9305 per cent. to 20.00775 per cent. during the financial year 2011-12 and from 16.995 per cent. to 19.9305 per cent. during the financial year 2010-11.

The reconciliation between tax expense and product of net income before tax multiplied by enacted tax rates in India is summarized below:

Particulars	Year ended	Year ended
	March 31, 2012	March 31, 2011
	(₹ Millions)	
Net Income before taxes	65,183	76,782
Enacted tax rates in India	32.45%	33.22%
Computed tax expense	21,149	25,505
Increase/(reduction) in taxes on account of:		
Share of losses in associates	24	19
Benefit claimed under tax holiday provisions of Income Tax Act	(8,890)	(19,679)
Temporary differences reversed during the tax holiday period	1,027	726
Effect of Changes in tax rate	4	(118)
Adjustment in respect to current income tax of previous years	333	142
Adjustment in respect to MAT credit of previous years	(361)	(345)
Deferred tax recognized in respect of previous years (including carry forward losses)	(2,798)	(182)
Tax for which no credit is allowed	1,393	60
Effect of different tax rate in other countries	1,497	1,635
Losses and deductible temporary difference against which no deferred tax asset recognized	9,504	9,052
(Income)/Expenses (net) not taxable/deductible	(1,046)	484
Reversal of previously recognized Deferred tax asset	—	129
Others	766	362
Income tax expense recorded in the Consolidated income statement	22,602	17,790

The components that gave rise to deferred tax assets and liabilities are as follows:

Particulars	As of	As of
	March 31, 2012	March 31, 2011
	(₹ Millions)	
Deferred Tax Asset/(Liabilities)		
Provision for Impairment of Debtors & Advances	7,432	7,058
Losses available for offset against future taxable income	5,300	1,977
Employee Stock Options	1,177	1,001
License Fees	537	648
Post employment benefits and other provisions	526	380
Minimum Tax Credit	33,402	28,543
Lease Rent Equalization — Expense	4,719	3,707
Fair valuation of Derivative Instruments and unrealized exchange fluctuation	616	1,247
Accelerated depreciation for tax purposes	(7,356)	(8,222)
Fair valuation of intangibles/property plant & equipments on business combination	(221)	1,548
Lease Rent Equalization — Income	(3,618)	(2,749)
Deferred tax liability on undistributed retained earnings of foreign subsidiaries	(2,961)	(2,545)
Others	103	(19)
Net Deferred Tax Asset/(Liabilities)	39,656	32,574

Notes to consolidated financial statements

Particulars	Year ended	Year ended
	March 31, 2012	March 31, 2011
	(₹ Millions)	
Deferred Tax (Expenses)/Income		
Provision for Impairment of Debtors & Advances	255	(949)
Losses available for offset against future taxable income	2,297	(732)
Employee Stock Options	176	162
License Fees	(110)	(200)
Post employment benefits	146	38
Minimum Tax Credit	5,220	14,140
Lease Rent Equalization — Expense	1,012	1,002
Fair valuation of Derivative Instruments and unrealized exchange fluctuation	(753)	403
Accelerated depreciation for tax purposes	(1,352)	(4,393)
Fair valuation of intangibles/property plant & equipments on business combination	(1,891)	(2,692)
Lease Rent Equalization — Income	(869)	(953)
Deferred tax liability on undistributed retained earnings of foreign subsidiaries	(42)	—
Others	85	345
Net Deferred Tax (Expenses)/Income	4,174	6,171

Particulars	As of	As of
	March 31, 2012	March 31, 2011
	(₹ Millions)	
Reflected in the statement of financial position as follows:		
Deferred Tax Asset	51,277	45,061
Deferred Tax Liabilities	(11,621)	(12,487)
Deferred Tax Asset (Net)	39,656	32,574

The reconciliation of deferred tax assets net is as follows:

Particulars	Year ended	Year ended
	March 31, 2012	March 31, 2011
	(₹ Millions)	
Opening Balance	32,574	8,752
Tax Income/(expense) during the year recognized in profit & loss	4,174	6,171
Deferred taxes acquired in business combination	239	18,434
Translation adjustment	2,470	(783)
Others*	199	—
Closing Balance	39,656	32,574

* During the year ended March 31, 2012, the passive infrastructure assets in some of telecom circles of one of the subsidiary of the Company, have been demerged into another indirect subsidiary of the Company. The Scheme has accordingly been given effect to in these Consolidated Financial Statements. Consequently, there has been a decrease in the deferred tax liability with a corresponding increase in the provision for income tax.

Deferred tax assets are recognized to the extent that it is probable that taxable profit will be available against which the deductible temporary differences and the carry forward of unused tax credits and unused tax losses can be utilized. Accordingly, the Group has not recognized deferred tax assets in respect of deductible temporary differences, carry forward of unused tax credits and unused tax losses of ₹ 90,936 Mn and ₹ 77,846 Mn as of March 31, 2012 and March 31, 2011, respectively as it is not probable that taxable profits will be available in future.

Notes to consolidated financial statements

The tax rates applicable to these unused losses and deductible temporary differences vary from 3 per cent. to 45 per cent. depending on the jurisdiction in which the respective Group entity operates. Of the above balance as of March 31, 2012, losses and deductible temporary differences to the extent of ₹ 37,032 Mn have an indefinite carry forward period and the balance amount expires unutilized as follows:

<u>March 31,</u>	(₹ Millions)
2013	6,148
2014	5,827
2015	9,321
2016	10,903
2017	3,336
Thereafter	18,369
	<u>53,904</u>

The Group has not recognized deferred tax liability with respect to unremitted retained earnings and associated foreign currency translation reserve of Group subsidiaries and joint ventures as the Group is in a position to control the timing of the distribution of profits and it is probable that the subsidiaries and joint ventures will not distribute the profits in the foreseeable future. The taxable temporary difference associated with respect to unremitted retained earnings and associated foreign currency translation reserve is ₹ 56,405 Mn and ₹ 38,021 Mn as of March 31, 2012 and March 31, 2011, respectively. The distribution of the same is expected to attract tax in the range of NIL to 15 per cent. depending on the tax rates applicable as of March 31, 2012 in the jurisdiction in which the respective Group entity operates.

During the years ended March 31, 2012 and March 31, 2011, the Group has recognized deferred tax asset of ₹ 2,455 Mn and ₹ Nil, respectively, on carry forward unused tax losses in respect of its subsidiaries. This recognition is based on current performance and the confidence/convincing evidence that management has, to generate sufficient taxable profits in future, which will be utilized to offset such carried forward tax losses.

During the year ended March 31, 2012, the Group has changed the trigger date for earlier years for certain business units enjoying Income tax holiday under the Indian Income tax laws. Accordingly, Income tax credit of ₹ 903 Mn pertaining to earlier years has been recognized during the year ended March 31, 2012.

Notes to consolidated financial statements

12. Property, plant and equipment

<u>Particulars</u>	<u>Land and buildings</u>	<u>Technical equipment and machinery</u>	<u>Other equipment, operating and office equipment</u>	<u>Advance payments and construction in progress</u>	<u>Total</u>
	(₹ Millions)				
Cost					
As of April 1, 2010	10,810	614,415	28,220	24,677	678,122
Additions	1,711	—	8,292	130,976	140,979
Acquisition through Business Combinations	5,620	95,600	8,886	11,994	122,100
Disposals	(82)	(3,369)	(1,068)	(1)	(4,520)
Currency translation	(25)	(2,334)	(241)	(874)	(3,474)
Reclassification/adjustment*	(141)	118,693	(1,348)	(118,538)	(1,334)
As of March 31, 2011	17,893	823,005	42,741	48,234	931,873
Additions	1,178	—	8,434	126,029	135,641
Adjustments relating to Fair value remeasurement [^]	—	(16,723)	—	(354)	(17,077)
Disposals	(1,359)	(6,912)	(1,188)	(2,505) [#]	(11,964)
Currency translation	416	8,212	626	5,285	14,539
Reclassification/adjustment	(344)	133,596	(702)	(132,550)	—
As of March 31, 2012	17,784	941,178	49,911	44,139	1,053,012
Accumulated Depreciation					
As of April 1, 2010	2,478	173,003	20,012	—	195,493
Charge	1,050	77,471	8,459	—	86,980
Disposals	(57)	(1,911)	(785)	—	(2,753)
Currency translation	99	518	124	—	741
Reclassification/adjustment*	(6)	21	(29)	—	(14)
As of March 31, 2011	3,564	249,102	27,781	—	280,447
Charge	4,680	91,993	8,753	—	105,426
Disposals	(297)	(4,868)	(1,083)	—	(6,248)
Currency translation	3,526	(5,067)	(4)	—	(1,545)
Reclassification/adjustment	(3,682)	4,982	(1,300)	—	—
As of March 31, 2012	7,791	336,142	34,147	—	378,080
Net Carrying Amount					
As of April 1, 2010	8,332	441,412	8,208	24,677	482,629
As of March 31, 2011	14,329	573,903	14,960	48,234	651,426
As of March 31, 2012	9,993	605,036	15,764	44,139	674,932

* ₹ 1,334 Mn and ₹ 14 Mn gross block and accumulated depreciation respectively, has been reclassified from property, plant and equipment — ‘other equipments, operating and office equipments’ to ‘software’.

[^] Refer note 7(a).

[#] Refer note 7 (g).

“Other equipment, operating and office equipment” include gross block of assets capitalized under finance lease ₹ Nil and ₹ 48 Mn as of March 31, 2012 and March 31, 2011 respectively and the corresponding accumulated depreciation for the respective periods ₹ Nil and ₹ 15 Mn.

“Land and Building” include gross block of assets capitalized under finance lease ₹ Nil and ₹ 914 Mn as of March 31, 2012 and March 31, 2011 respectively and the corresponding accumulated depreciation for the respective periods ₹ Nil and ₹ 67 Mn.

Notes to consolidated financial statements

The “advance payments and construction in progress” includes ₹ 42,987 Mn and ₹ 46,988 Mn (including ₹ Nil and 268 Mn due from a related party) towards technical equipment and machinery and ₹ 1,152 Mn and ₹ 1,246 Mn towards other assets as of March 31, 2012 and March 31, 2011 respectively.

The Group and its joint ventures have taken borrowings from banks and financial institutions (refer note 25 for details towards security and pledge).

13. Intangible assets

Particulars	Goodwill	Software	Bandwidth	License	Other acquired	Total
					intangibles	
	(₹ Millions)					
Cost						
As of April 1, 2010	44,877	3,485	3,576	21,397	5,091	78,426
Additions	—	2,010	1,984	161,426	549	165,969
Acquisition through Business Combinations	351,854	48	—	71,696	9,551	433,149
Currency translation	(6,044)	(54)	515	(2,526)	(39)	(8,148)
Reclassification/adjustment*	—	1,334	—	—	—	1,334
As of March 31, 2011	390,687	6,823	6,075	251,993	15,152	670,730
Additions	—	2,533	2,734	3,024	46	8,337
Adjustments relating to Fair value remeasurement [^]	(11,553)	—	—	12,902	3,996	5,345
Disposals	—	(12)	—	—	(48)	(60)
Currency translation	31,063	14	628	(6,813)	14,099	38,991
Reclassification/adjustment	—	(21)	3	13,478	(13,460)	—
As of March 31, 2012	410,197	9,337	9,440	274,584	19,785	723,343
Accumulated amortization						
As of April 1, 2010		1,351	567	9,303	4,678	15,899
Charge	—	1,464	299	7,348	5,975	15,086
Currency translation	—	(22)	(25)	(229)	53	(223)
Reclassification/adjustment*	—	14	—	—	—	14
As of March 31, 2011		2,807	841	16,422	10,706	30,776
Charge	—	2,255	471	18,668	6,861	28,255
Disposals	—	(3)	—	—	(38)	(41)
Currency translation	—	13	63	(4,319)	5,070	827
Reclassification/adjustment	—	(11)	—	5,939	(5,928)	—
As of March 31, 2012		5,061	1,375	36,710	16,671	59,817
Accumulated impairment						
As of April 1, 2010	2,637					2,637
As of March 31, 2011	2,637					2,637
As of March 31, 2012	2,637					2,637
Net Carrying Amount						
As of April 1, 2010	42,240	2,134	3,009	12,094	413	59,890
As of March 31, 2011	388,050	4,016	5,234	235,571	4,446	637,317
As of March 31, 2012	407,560	4,276	8,065	237,874	3,114	660,889

* ₹ 1,334 Mn and ₹ 14 Mn gross block and accumulated depreciation respectively, has been reclassified from property, plant and equipment—‘other equipments, operating and office equipments’ to ‘software’.

[^] Refer note 7(a).

Notes to consolidated financial statements

None of the intangible assets reported above are under pledge or held as security for any liability of the Group and its joint ventures.

During the year ended March 31, 2011, the Company successfully bid for “Third Generation” (3G) for a sum of ₹ 122,982 Mn and “Broadband & Wireless Access” (BWA) for a sum of ₹ 33,144 Mn. License fee includes ₹ 35,437 Mn and ₹ 50,896 Mn, for which services have not been launched as of March 31, 2012 and March 31, 2011, respectively and are therefore not amortized.

During the years ended March 31, 2012 and March 31, 2011, the Group and its joint ventures have capitalized borrowing cost of ₹ 1,565 Mn and ₹ 4,314 Mn, respectively.

Weighted average remaining amortization period of license as of March 31, 2012 is 14.30 years.

14. Impairment reviews

The Group tests goodwill for impairment annually on March 31 for Mobile services — Africa CGU and on September 30 for other CGUs and whenever there are indicators of impairment. Impairment test is performed at the level of each Cash Generating Unit (‘CGU’) or groups of CGUs expected to benefit from acquisition-related synergies and represent the lowest level within the entity at which the goodwill is monitored for internal management purposes, within an operating segment. The impairment assessment is based on value in use calculations.

During current financial year, the testing didn’t result in any impairment in the carrying amount of goodwill.

The carrying amount of goodwill has been allocated to the following CGU/Group of CGUs:

<u>Particulars</u>	As of	As of
	<u>March 31, 2012</u>	<u>March 31, 2011</u>
	(₹ Millions)	
Mobile Services — India & South Asia	37,813	37,789
Airtel business	4,611	4,050
Mobile Services — Africa	365,136	346,211
Total	<u>407,560</u>	<u>388,050</u>

The measurement of the cash generating units are founded on projections that are based on five to ten years, as applicable, financial plans that have been approved by management and are also used for internal purposes. The Group has used ten year plans for Mobile Services India & South Asia and Airtel business CGU’s in view of the reasonable visibility of 10 years of Indian telecom market and consistent use of such robust ten year information for management reporting purpose. The planning horizon reflects the assumptions for short-to-mid term market developments. Cash flows beyond the planning period are extrapolated using appropriate growth rates. The terminal growth rates used do not exceed the long term average growth rates of the respective industry and country in which the entity operates and are consistent with forecasts included in industry reports.

Key assumptions used in value-in-use calculations

- Operating margins (Earnings before interest and taxes)
- Discount rate
- Growth rates
- Capital expenditures

Notes to consolidated financial statements

Operating margins: Operating margins have been estimated based on past experience after considering incremental revenue arising out of adoption of valued added services from the existing and new customers, though these benefits are partially offset by decline in tariffs in a hyper competitive scenario. Margins will be positively impacted from the efficiencies and initiatives driven by the Company, at the same time factors like higher churn, increased cost of subscriber acquisition may impact the margins negatively.

Discount rate: Discount rate reflects the current market assessment of the risks specific to a CGU. The discount rate was estimated based on the average percentage of weighted average cost of capital for each CGU. Pre-tax discount rate used ranged from 10 per cent. to 20 per cent. (higher rate used for CGU 'Mobile Services — Africa').

Growth rates: The growth rates used are in line with the long term average growth rates of the respective industry and country in which the entity operates and are consistent with the forecasts included in the industry reports. The average growth rates used to extrapolate cash flows beyond the planning period ranged from 3 per cent. to 4.5 per cent. (higher rate used for CGU 'Mobile Services — Africa').

Capital expenditures: The cash flow forecasts of capital expenditure are based on past experience coupled with additional capital expenditure required for roll out of incremental coverage requirements and to provide enhanced voice and data services.

Sensitivity to changes in assumptions

With regard to the assessment of value-in-use for Mobile Services — India & South Asia and Airtel Business, no reasonably possible change in any of the above key assumptions would cause the carrying amount of these units to exceed their recoverable amount. For Mobile Services — Africa CGU, the recoverable amount exceeds the carrying amount by approximately 4.5 per cent. An increase of 0.52 per cent. in discount rate or reduction of 0.87 per cent. in growth rate shall equate the recoverable amount with the carrying amount of the Mobile Services — Africa CGU.

15. Investment in associates and joint ventures

15.1 Investment in associates

The details of associates are set out in Note 40.

The Group's interest in certain items in the consolidated income statement and the statement of financial position of the associates are as follows:

Share of associates revenue & profit:

Particulars	Year ended	Year ended
	March 31, 2012	March 31, 2011
	(₹ Millions)	
Revenue	2,041	1,642
Total Expense	(2,472)	(1,962)
Net Finance cost	(76)	(61)
Profit before income tax	(507)	(381)
Income tax expense	—	—
Profit/(Loss)	(507)	(381)
Unrecognised Losses	(461)	(324)
Recognized Losses *	(74)	(57)
Carrying Value of Investment	24	—

* including ₹28 Mn and ₹ nil unrecognised losses pertaining to the previous year(s) recognized during the year ended March 31, 2012 and March 31, 2011, respectively.

Notes to consolidated financial statements

Cumulative unrecognised loss is ₹ 757 Mn and ₹ 324 Mn as of March 31, 2012 and March 31, 2011, respectively.

Share in associates statement of financial position:

<u>Particulars</u>	As of	As of
	March 31, 2012	March 31, 2011
	(₹ Millions)	
Assets	2,032	2,289
Liabilities	2,532	2,196
Equity	<u>(500)</u>	<u>93</u>

As of March 31, 2012 and March 31, 2011, the equity shares of associates are unquoted.

15.2 Investment in joint ventures

The financial summary of joint ventures proportionately consolidated in the statement of financial position and consolidated income statement before elimination is as below:-

Share in joint ventures' revenue & profit:

<u>Particulars</u>	Year ended	Year ended
	March 31, 2012	March 31, 2011
	(₹ Millions)	
Revenue	50,923	45,243
Total expense	(42,430)	(38,092)
Net finance cost	(4,161)	(4,112)
Profit before income tax	4,332	3,039
Income tax expense	(1,392)	(1,011)
Profit for the year	<u>2,940</u>	<u>2,028</u>

Share in joint ventures' statement of financial position:

<u>Particulars</u>	As of	As of
	March 31, 2012	March 31, 2011
	(₹ Millions)	
Current assets	14,357	13,308
Non-current assets	53,746	51,636
Current liabilities	30,454	17,646
Non-current liabilities	32,816	45,313
Equity	<u>4,833</u>	<u>1,985</u>

The details of joint ventures are set out in Note 40.

Share of joint ventures' commitments and contingencies is disclosed in note 35.

16. Derivative financial instruments

The Group uses foreign exchange option contracts, swap contracts, forward contracts and interest rate swaps to manage some of its transaction exposures. These derivative instruments are not designated as cash flow, fair value or net investment hedges and are entered into for periods consistent with currency and interest exposures.

Notes to consolidated financial statements

The details of derivative financial instruments are as follows:-

<u>Particulars</u>	<u>As of March 31, 2012</u>	<u>As of March 31, 2011</u>
	(₹ Millions)	
Assets		
Currency swaps and forward contracts	1,586	3,979
Embedded derivatives	3,307	701
	<u>4,893</u>	<u>4,680</u>
Liabilities		
Currency swaps and forward contracts	54	308
Interest rate swaps	30	103
Embedded derivatives	483	57
	<u>567</u>	<u>468</u>
Bifurcation of above derivative instruments into current and non current		
Non-current derivative financial assets	2,756	1,998
Current derivative financial assets	2,137	2,682
Non-current derivative financial liabilities	(401)	(151)
Current derivative financial liabilities	(166)	(317)
	<u>4,326</u>	<u>4,212</u>

Embedded derivative

The Group entered into long term purchase contracts denominated/determined in foreign currencies. The value of these contracts changes in response to the changes in specified foreign currencies. Some of these contracts have embedded foreign currency derivatives having economic characteristics and risks that are not closely related to those of the host contracts. These embedded foreign currency derivatives have been separated and carried at fair value through profit or loss.

17. Other financial assets, non current

<u>Particulars</u>	<u>As of March 31, 2012</u>	<u>As of March 31, 2011</u>
	(₹ Millions)	
Security deposits	6,266	5,428
Restricted cash	417	653
Trade receivables (non-current)	1,052	—
Others	9,351	1,849
	<u>17,086</u>	<u>7,930</u>

Security deposits primarily include security deposits given towards rented premises, cell sites, interconnect ports and other miscellaneous deposits.

The Group and its joint ventures have taken borrowings from banks and financial institutions. Details towards security and pledge of the above assets are given under Note 25.

Restricted cash represents amount given as security against various borrowing facilities and legal cases.

“Others” include claim recoverable of ₹ 5,198 Mn (₹ Nil as of March 31, 2011) and rent equalization asset of ₹ 2,623 Mn (₹ 1,799 Mn as of March 31, 2011) as of March 31, 2012.

Notes to consolidated financial statements

18. Other non-financial assets, non current

<u>Particulars</u>	<u>As of</u> <u>March 31, 2012</u>	<u>As of</u> <u>March 31, 2011</u>
	(₹ Millions)	
Fair valuation adjustments — financial assets	3,605	3,301
Advances	11,963	5,954
Total	<u>15,568</u>	<u>9,255</u>

Fair valuation of financial assets represents unamortised portion of the difference between the fair value of the financial assets (security deposits) on initial recognition and the amount paid.

Advances represent payments made to various Government authorities under protest and are disclosed net of provision of ₹ 12,900 Mn and ₹ 7,820 Mn as of March 31, 2012 and March 31, 2011, respectively.

19. Inventories

<u>Particulars</u>	<u>As of</u> <u>March 31, 2012</u>	<u>As of</u> <u>March 31, 2011</u>
	(₹ Millions)	
Transmission equipment	402	516
SIM cards	143	257
Handsets	751	1,356
Others	12	10
Total	<u>1,308</u>	<u>2,139</u>

The Group and its joint ventures have taken borrowings from banks and financial institutions. Details towards security and pledge of the above assets are given under Note 25.

20. Trade and other receivables

<u>Particulars</u>	<u>As of</u> <u>March 31, 2012</u>	<u>As of</u> <u>March 31, 2011</u>
	(₹ Millions)	
Trade receivable*	74,130	60,156
Less: Allowance for doubtful debts	(18,988)	(13,538)
Total Trade receivables	<u>55,142</u>	<u>46,618</u>
Other receivables		
Due from related party	1,045	1,670
Receivables from joint ventures	7,508	6,500
Interest accrued on investments	40	141
Total	<u>63,735</u>	<u>54,929</u>

Movement in allowances for doubtful debts

<u>Particulars</u>	<u>As of</u> <u>March 31, 2012</u>	<u>As of</u> <u>March 31, 2011</u>
	(₹ Millions)	
Balance, beginning of the year	13,538	12,460
Additions —		
Provision for the year	3,863	2,613
Currency translation adjustment	4,433	1,442
Application —		
Write off of bad debts	(2,846)	(2,977)
Balance, end of the period	<u>18,988</u>	<u>13,538</u>

* Trade receivables include unbilled receivables.

Notes to consolidated financial statements

The Group and its joint ventures have taken borrowings from banks and financial institutions. Details towards security and pledge of the above assets are given under Note 25.

Refer note 37 on credit risk of trade receivables.

21. Prepayments and other assets

<u>Particulars</u>	As of	As of
	March 31, 2012	March 31, 2011
	(₹ Millions)	
Prepaid expenses	11,826	12,024
Employee receivables	349	277
Advances to Suppliers	10,429	8,083
Other taxes receivable	7,881	8,088
Others	2,136	2,032
	<u>32,621</u>	<u>30,504</u>

Others include advance rentals of ₹ 1,038 Mn and ₹ 783 Mn as of March 31, 2012 and March 31, 2011, respectively.

Employee receivables principally consist of advances given for business purposes.

Other taxes receivables include customs duty, excise duty, service tax, sales tax and other recoverable and are disclosed net of provision of ₹ 1,590 Mn and ₹ 986 Mn as of March 31, 2012 and March 31, 2011, respectively.

22. Short term investments

<u>Particulars</u>	As of	As of
	March 31, 2012	March 31, 2011
	(₹ Millions)	
Held for trading securities — quoted	16,141	6,125
Loans and receivables — fixed deposits with banks	1,991	99
	<u>18,132</u>	<u>6,224</u>

The market values of quoted investments were assessed on the basis of the quoted prices as at the date of statement of financial position. Held for trading investments primarily comprises debt linked mutual funds and quoted certificate of deposits in which the Group and its joint ventures invests surplus funds to manage liquidity and working capital requirements.

The Group and its joint ventures have taken borrowings from banks and financial institutions. Details towards security and pledge of the above assets are given under Note 25.

23. Other financial assets, current

<u>Particulars</u>	As of	As of
	March 31, 2012	March 31, 2011
	(₹ Millions)	
Restricted Cash	802	744
	<u>802</u>	<u>744</u>

Restricted cash represents amount given as security against various borrowing facilities and legal cases.

Notes to consolidated financial statements

24. Cash and cash equivalents

<u>Particulars</u>	<u>As of</u> <u>March 31, 2012</u>	<u>As of</u> <u>March 31, 2011</u>
	(₹ Millions)	
Cash and bank balances	11,581	8,839
Fixed deposits with banks	8,719	736
	<u>20,300</u>	<u>9,575</u>

For the purpose of the consolidated cash flow statement, cash and cash equivalent comprise of following:-

<u>Particulars</u>	<u>As of</u> <u>March 31, 2012</u>	<u>As of</u> <u>March 31, 2011</u>
	(₹ Millions)	
Cash and bank balances	11,581	8,839
Fixed deposits with banks	8,719	736
Less :- Bank overdraft (refer note 25.2)	<u>(12,263)</u>	<u>(3,567)</u>
	<u>8,037</u>	<u>6,008</u>

25. Borrowings

25.1 Long term debts

<u>Particulars</u>	<u>As of</u> <u>March 31, 2012</u>	<u>As of</u> <u>March 31, 2011</u>
	(₹ Millions)	
Secured		
Term loans	109,928	112,141
Non convertible debentures (NCDs)	—	125
Others	31	89
Total	<u>109,959</u>	<u>112,355</u>
Less: Current portion	<u>(13,964)</u>	<u>(35,650)</u>
Total secured loans, net of current portion	<u>95,995</u>	<u>76,705</u>
Unsecured		
Term Loans	501,201	475,137
Total	<u>501,201</u>	<u>475,137</u>
Less: Current portion	<u>(100,042)</u>	<u>(19,504)</u>
Total unsecured loans, net of current portion	<u>401,159</u>	<u>455,633</u>
Total	<u>497,154</u>	<u>532,338</u>

Notes to consolidated financial statements

25.2 Short term debts and current portion of long term debts

Particulars	As of	As of
	March 31, 2012	March 31, 2011
	(₹ Millions)	
Secured		
Term loans	6,036	—
Bank overdraft	4,898	1,805
Total	10,934	1,805
Add: Current portion of long term debts	13,964	35,650
Total secured loans, including current portion	24,898	37,455
Unsecured		
Term Loans	60,773	25,649
Bank overdraft	7,365	1,762
Total	68,138	27,411
Add: Current portion of long term debts	100,042	19,504
Total unsecured loans, including current portion	168,180	46,915
Total	193,078	84,370

25.3 Analysis of Borrowings

25.3.1 Maturity of borrowings

The table below summarizes the maturity profile of the Group's and its joint ventures' borrowings based on contractual undiscounted payments. The details given below are gross of debt origination cost.

Particulars	As of	As of
	March 31, 2012	March 31, 2011
	(₹ Millions)	
Within one year	193,210	84,370
Between one and two years	81,927	112,213
Between two and five years	406,009	327,706
over five years	11,820	96,492
Total	692,966	620,781

25.3.2 Interest rate & currency of borrowings

Particulars	Total borrowings	Floating rate borrowings		Fixed rate borrowings
		(₹ Millions)		
INR	133,822	99,437	34,385	
USD	483,661	481,774	1,887	
JPY	5,026	5,026	—	
NGN	48,301	44,355	3,946	
XAF	10,008	—	10,008	
XOF	5,345	—	5,345	
Others	6,803	2,343	4,460	
March 31, 2012	692,966	632,935	60,031	
INR	100,803	90,897	9,906	
USD	454,332	454,332	—	
JPY	16,626	16,626	—	
NGN	35,178	35,178	—	
XAF	5,399	1,107	4,292	
XOF	2,192	1,390	802	
Others	6,251	6,037	214	
March 31, 2011	620,781	605,567	15,214	

Notes to consolidated financial statements

The above details are gross of debt origination cost and does not necessarily represents foreign currency exposure to the income statement. For foreign currency sensitivity refer note 37.

25.4 Non-convertible debenture

Particulars	(₹ Millions)	
	As of March 31, 2012	As of March 31, 2011
11.70%, 5 redeemable non-convertible debentures for ₹ 10 each repayable in 4 equated half yearly installments beginning December 2009	—	13
11.70%, 45 redeemable non-convertible debentures for ₹ 10 each repayable in 4 equated half yearly installments beginning December 2009	—	<u>112</u>
Total	<u>—</u>	<u>125</u>

25.5 Other loans

Others include vehicle loans taken from banks which were secured by the hypothecation of the vehicles ₹ 31 Mn and ₹ 89 Mn as of March 31, 2012 and March 31, 2011, respectively.

The amounts payable for the capital lease obligations, excluding interest expense is ₹ 20 Mn, ₹ 10 Mn and ₹ 1 Mn the years ending on March 31, 2013, 2014 and 2015, respectively.

25.6 Security details

The Group and its joint ventures have taken borrowings in various countries towards funding of its acquisition and working capital requirements. The borrowings comprise of funding arrangements with various banks and financial institutions taken by the Parent, subsidiaries and joint ventures. The details of security provided by the Group and its joint ventures in various countries, to various banks on the assets of Parent, subsidiaries and JVs are as follows:

Entity	Relation	Outstanding loan amount		Security Detail
		As of March 31, 2012	As of March 31, 2011	
Bharti Airtel Ltd	Parent	65	218	(₹ Millions)
				(i) against hypothecation of vehicles (for secured loans as of March 31, 2012 and as of March 31, 2011);
				(ii) first ranking pari passu charge on all present and future tangible movable and freehold immovable properties including plant and machinery, office equipment, furniture and fixtures fittings, spares, tools and accessories (for secured loans as of March 31, 2011);
				(iii) all rights, titles, interests in the accounts, and monies deposited and investments made there from and in project documents, book debts and insurance policies (for secured loans as of March 31, 2011);

Notes to consolidated financial statements

Entity	Relation	Outstanding loan amount		Security Detail
		As of March 31, 2012	As of March 31, 2011	
				(₹ Millions)
Indus Towers Ltd	Joint Venture	27,301	37,170	<p>(i) a mortgage and first charge of all the Joint Venture's freehold immovable properties, present and future;</p> <p>(ii) a first charge by way of hypothecation of the Joint Venture company's entire movable plant and machinery, including tower assets, related equipment and spares, tools and accessories, furniture, fixtures, vehicles and all other movable assets, present and future;</p> <p>(iii) a charge on Joint Venture company's cash flows, receivables, book debts, revenues of whatsoever nature and wherever arising, present and future subject to prior charge in favor of working capital facilities with working capital facility limits not exceeding ₹ 4,200 Mn (proportionate share of the Group) including funded facilities not exceeding ₹ 2,100 Mn (proportionate share of the Group);</p> <p>(iv) an assignment and first charge of (a) all the rights, title, interest, benefits, claims and demands whatsoever of the Joint Venture company in the documents related to telecom tower rollout and upgradation of existing towers (except the Master Services Agreement), duly acknowledged and consented to by the relevant counter-parties to such documents, all as amended, varied or supplemented from time to time. (b) subject to Applicable Law, all the rights, title, interest, benefits, claims and demands whatsoever of the company in the Clearances and (c) all the rights, title, interest, benefits, claims and demands whatsoever of the company in any letter of credit, guarantee, performance bond, corporate guarantee, bank guarantee provided by any party to the project documents.</p> <p>(v) a first charge of all the rights, title, interest, benefits, claims and demands whatsoever of the Borrower in the Master Services Agreements together with the Service Contracts, all as amended, varied or supplemented from time to time;</p> <p>(vi) a first and exclusive charge over the amount in the Debt Service Reserve Account and the Debt Service Account opened and maintained in accordance with the terms of this Agreement and the Debt Service Account Agreement.</p>

Notes to consolidated financial statements

Entity	Relation	Outstanding loan amount		Security Detail
		As of March 31, 2012	As of March 31, 2011	
				(₹ Millions)
Airtel Bangladesh Ltd	Subsidiary	9,246	5,852	<p>(i) Deed of Hypothecation by way of fixed charge creating a first-ranking pari passu fixed charge over listed machinery and equipment of the company, favoring the Bank/FIIs investors and the Offshore Security Agent and filed with the Registrar of Joint Stock Companies.</p> <p>(ii) Deed of Hypothecation by way of floating charge creating a first-ranking pari passu floating charge over plant, machinery and equipment, both present and future, excluding machinery and equipment covered under the foregoing Deed of Hypothecation by way of fixed charge and a first-ranking pari passu floating charge over all current assets of the company, both present and future, including but not limited to stock, book debts, receivables and accounts of the company, entered into or to be entered into by the company, favoring the Bank/ FIIs Facility Investors and Offshore Security Agent and filed with the Registrar of Joint Stock Companies.</p> <p>(iii) Irrevocable General Power of Attorney dated entered into or to be entered into by the company in favor of the Bank/ FIIs Investors and the Offshore Security Agent.</p>
Bharti Airtel Africa BV and its subsidiaries	Subsidiary	84,617	71,806	<p>The countrywise security details are as follows:</p> <p>(i) Pledge on Assets — Kenya, Tanzania, Nigeria and Congo B</p> <p>(ii) Pledge on specific shares and assets — DRC and Madagascar</p> <p>(iii) Pledge on business assets and shares — Malawi</p> <p>(iv) Pledge on equipments — Niger</p> <p>(v) Pledge on specific fixed assets — Chad</p> <p>(vi) Pledge on specific assets — Burkina Faso</p> <p>(vii) Pledge on assets and shares — Ghana</p>

BAABV (erstwhile ZAIN) acquisition related borrowing:

Bharti Airtel acquired operations of 15 countries in Africa from ZAIN BV through its subsidiary Bharti Airtel International Netherlands BV with effect from June 8, 2010. The above acquisition was financed through loans taken from various banks. The loan agreements contain a negative pledge covenant that prevents the Group (excluding Bharti Airtel Africa B.V, Bharti Infratel Limited, and their respective subsidiaries) to create or allow to exit any security interest on any of its assets without prior written consent of the majority lenders except in certain agreed circumstances.

Notes to consolidated financial statements

The Company's 3G/BWA borrowings:

The loan agreements with respect to 3G/BWA borrowings contain a negative pledge covenant that prevents the Company to create or allow to exit any security interest on any of its assets without prior written consent of the lenders except in certain agreed circumstances.

25.7 Borrowings

Total borrowings disclosed at note 25.1 and 25.2 above includes,

- unsecured borrowings represented by ₹ 7,705 Mn as of March 31, 2012 (₹ 5,468 Mn as of March 31, 2011) and secured borrowings represented by ₹ 27,112 Mn as of March 31, 2012 (₹ 36,816 Mn as of March 31, 2011) pertaining to joint ventures; and
- unsecured borrowings represented by ₹ 561,634 Mn as of March 31, 2012 (₹ 497,080 Mn as of March 31, 2011) and secured borrowings represented by ₹ 93,781 Mn as of March 31, 2012 (₹ 77,344 Mn as of March 31, 2011) pertaining to Group excluding joint ventures.

25.8 Unused lines of credit

<u>Particulars</u>	<u>As of</u> <u>March 31, 2012</u>	<u>As of</u> <u>March 31, 2011</u>
	(₹ Millions)	
Secured	10,473	10,189
Unsecured	37,814	20,528
Total Unused lines of credit	48,287	30,717

25.9 During the year ended March 31, 2012, the Group has fallen short of meeting certain financial covenants with respect to loan agreements in one of its African subsidiaries. An irrevocable prepayment notice has been issued by the Subsidiary and has been duly acknowledged by the lender. Accordingly, it has reclassified the non-current portion of the outstanding amount of ₹ 4,279 Mn as of March 31, 2012, from non-current borrowing to current borrowing and expensed the entire unamortized debt origination cost of ₹ 192 Mn during the year ended March 31, 2012. The total outstanding balance of the loan is ₹ 6,477 Mn as of March 31, 2012.

26. Provisions

<u>Particulars</u>	<u>Employee benefits</u>	<u>Asset retirement obligation*</u>	<u>Total</u>
	(₹ Millions)		
As of March 2010	2,600	2,053	4,653
Of which: current	874	—	874
Provision during the period	1,196	341	1,537
Payment during the period	(1,356)	—	(1,356)
Acquisition through Business Combinations	—	2,501	2,501
Adjustment during the period	—	(246)	(246)
Interest charge	—	176	176
As of March 2011	2,440	4,825	7,265
Of which: current	1,180	—	1,180
Provision during the year	846	730	1,576
Payment during the year	(661)	—	(661)
Interest charge	—	350	350
As of March 2012	2,625	5,905	8,530
Of which: current	1,290	—	1,290

* Refer Note 3.22 (c), summary of significant accounting policies — Provisions (Asset Retirement Obligation).

Notes to consolidated financial statements

During the year ended March 31, 2011, a jointly controlled entity has revised its estimate for ARO and consequently reversed provisions amounting to ₹ 246 Mn with corresponding reduction in gross block of assets. The impact of such change in estimates is not material with respect to the results for the year ended March 31, 2011. The impact of the above change in the future periods is not calculated as the same is impracticable having regard to the voluminous data and complexities involved in the computation of expected future liability and the related unwinding of interest cost in future periods.

“Provision during the period” for asset retirement obligation is after considering the impact of change in discount rate. Due to large number of lease arrangements of the Group, the range of expected realization period of provision for asset retirement obligation is significantly wide.

27. Other financial liabilities, non current

<u>Particulars</u>	<u>As of</u> <u>March 31, 2012</u>	<u>As of</u> <u>March 31, 2011</u>
	(₹ Millions)	
Equipment Supply Payable — Non Current	4,475	—
Security deposits	9,471	6,792
Others	9,130	7,064
	<u>23,076</u>	<u>13,856</u>

“Others” include rent equalization liability of ₹ 8,028 Mn and ₹ 6,125 Mn as of March 31, 2012 and March 31, 2011, respectively.

28. Other non-financial liabilities

<u>Particulars</u>	<u>As of</u> <u>March 31, 2012</u>	<u>As of</u> <u>March 31, 2011</u>
	(₹ Millions)	
Non-current		
Fair valuation adjustments — financial liabilities*	2,741	2,561
Others	2,810	2,810
	<u>5,551</u>	<u>5,371</u>
Current		
Other taxes payable	10,811	10,053
	<u>10,811</u>	<u>10,053</u>
Total	<u>16,362</u>	<u>15,424</u>

* represents unamortised portion of the difference between the fair value of the financial liability (security deposit) on initial recognition and the amount received.

‘Other’ represents amount due to one of the jointly controlled entity of the Group, which will be settled at the time of merger of a subsidiary with the jointly controlled entity, and has been classified as a non-financial liability.

Notes to consolidated financial statements

29. Employee benefits

The following table sets forth the changes in the projected benefit obligation and plan assets and amounts recognized in the consolidated statement of financial position as of March 31, 2012 and March 31, 2011, being the respective measurement dates:

Movement in Projected Benefit Obligation

<u>Particulars</u>	<u>Gratuity</u>	<u>Compensated absence</u>
	(₹ Millions)	
Projected benefit obligation — April 1, 2010	997	712
Current service cost	255	215
Interest cost	75	53
Benefits paid	(159)	(271)
Actuarial loss	168	163
Projected benefit obligation — March 31, 2011	<u>1,336</u>	<u>872</u>
Projected benefit obligation — April 1, 2011	1,336	872
Current service cost	270	208
Interest cost	107	70
Benefits paid	(255)	(165)
Actuarial loss/(gain)	76	(20)
Projected benefit obligation — March 31, 2012	<u>1,534</u>	<u>965</u>

Movement in Plan Assets — Gratuity

<u>Particulars</u>	<u>For the year ended</u>	<u>For the year ended</u>
	March 31, 2012	March 31, 2011
	(₹ Millions)	
Fair value of plan assets at beginning of year	81	81
Expected return on plan assets	6	6
Actuarial gain/(loss)	(6)	(6)
Employer contribution	—	—
Fair value of plan assets at end of year	<u>81</u>	<u>81</u>
Net funded status of plan	<u>(1,453)</u>	<u>(1,255)</u>
Actual return on plan assets	<u>—</u>	<u>—</u>

The components of the gratuity & compensated absence cost were as follows:

(Recognized in employee costs)

<u>Particulars</u>	<u>Gratuity</u>	<u>Compensated absence</u>
	(₹ Millions)	
Current service cost	270	208
Interest cost	107	70
Expected return on plan assets	(6)	—
Recognized actuarial loss/(gain)	82	(20)
For the year ended March 31, 2012	<u>453</u>	<u>258</u>
Current service cost	255	215
Interest cost	75	53
Expected return on plan assets	(6)	—
Recognized actuarial loss/(gain)	174	163
For the year ended March 31, 2011	<u>498</u>	<u>431</u>

Notes to consolidated financial statements

The principal actuarial assumptions used for estimating the Group's and its joint ventures' Defined benefit obligations are set out below:

Weighted average actuarial assumptions

<u>Particulars</u>	<u>As of March 31, 2012</u>	<u>As of March 31, 2011</u>
Discount Rate	8.00%	7.50%
Expected Rate of increase in Compensation levels	9.00%	9.00%
Expected Rate of Return on Plan Assets	8.00%	7.50%
Expected Average remaining working lives of employees (years)	25.60 years	26.15 years

The expected rate of return on the plan assets was based on the average long-term rate of return expected to prevail over the next 15 to 20 years. This is based on the historical returns suitably adjusted for the movements in long-term government bond interest rates. The discount rate is based on the average yield on government bonds of 20 years.

Actuarial gains and losses are recognized in profit or loss as and when incurred. The annuity plan is self funded.

History of experience adjustments is as follows:

<u>Particulars</u>	<u>Gratuity</u>	<u>Compensated absence</u>
	(₹ Millions)	
March 31, 2012		
Plan Liabilities — (loss)/gain	51	143
Plan Assets — (loss)/gain	(6)	—
March 31, 2011		
Plan Liabilities — (loss)/gain	(149)	(69)
Plan Assets — (loss)/gain	(6)	—

Disclosure of other long term employee benefits:

Deferred incentive plan

<u>Particulars</u>	<u>For the year ended March 31, 2012</u>	<u>For the year ended March 31, 2011</u>
	(₹ Millions)	
Opening Balance	162	807
Addition	41	228
Utilization	(186)	(873)
Closing Balance	<u>17</u>	<u>162</u>

Long term service award

<u>Particulars</u>	<u>As of March 31, 2012</u>	<u>As of March 31, 2011</u>
	(₹ Millions)	
Estimated liability	173	145

Notes to consolidated financial statements

Statement of Employee benefit provision

Particulars	As of	As of
	March 31, 2012	March 31, 2011
	(₹ Millions)	
Gratuity	1,453	1,255
Leave encashment	965	872
Other employee benefits	207	313
Total	<u>2,625</u>	<u>2,440</u>

30. Equity

(i) Shares

Particulars	As of	As of
	March 31, 2012	March 31, 2011
	('000s)	('000s)
	(₹ Millions)	
Authorized shares		
Equity shares of ₹ 5 each	5,000,000	5,000,000
Issued, Subscribed and fully paid-up shares		
Equity shares of ₹ 5 each	3,797,531	3,797,531
Treasury shares		
Equity shares of ₹ 5 each	2,457	2,965

(ii) Other components of equity

a) Share-based payment transactions

The share-based payment transactions reserve comprise the value of equity-settled share-based payment transactions provided to employees including key management personnel, as part of their remuneration. The carrying value of the reserve as of March 31, 2012 and March 31, 2011 is ₹ 5,196 Mn and ₹ 4,776 Mn, respectively.

A jointly controlled entity of the Group not yet listed by March 31, 2012 will, subject to statutory provisions and rules, buy back the shares pursuant to exercise of options in the manner specified in the share option plan. Hence, in accordance with the terms of the Employee Share Option Plan, the jointly controlled entity has classified share based payment award from equity settled to cash settled and recognized a liability of ₹ 141 Mn, based on fair value of the options determined using Black Scholes Option Pricing Model by an external independent valuer determined on the date of reclassification.

b) Revaluation reserve

The increase in fair valuation of property, plant and equipment is recorded under revaluation reserve and the same is utilized towards diminution in value of those assets which were previously revalued. The carrying value of the reserve as of March 31, 2012 and March 31, 2011 is ₹ Nil and ₹ 21 Mn, respectively.

c) Debenture redemption reserve

As required under the corporate laws of the jurisdiction under which the Company is registered, the Company appropriated as debenture redemption reserve an amount equal to 25 per cent. of the total debentures and bonds outstanding at each date of statement of financial position. Entire outstanding amount of debentures has been redeemed during the year ended March 31, 2012. The carrying value of the reserve as of March 31, 2012 and March 31, 2011 is ₹ Nil and ₹ 32 Mn, respectively.

Notes to consolidated financial statements

d) Reserves arising on transactions with equity owners of the Group or Reserve arising on dilution.

The transactions with non-controlling interests are accounted for as transactions with equity owners of the Group. Gains or losses on transaction with holders of non-controlling interests which does not result in the change of control are recorded in equity. The carrying value of the reserve as of March 31, 2012 and March 31, 2011 is ₹ 36,056 Mn and ₹ 36,156 Mn, respectively.

(iii) Dividends paid and proposed

<u>Particulars</u>	<u>Year ended March 31, 2012</u>	<u>Year ended March 31, 2011</u>
	(₹ Millions)	
Declared and paid during the period: (including dividend distribution tax)		
Final dividend for 2010-11 and 2009-10: ₹ 1 per share of ₹ 5 each	4,411	4,428
Dividend on treasury shares	3	—
Proposed for approval at the annual general meeting (not recognized as a liability):		
Proposed dividend for 2011-12 and 2010-11: ₹ 1 per share of ₹ 5 each	3,798	3,798
Dividend distribution tax	616	616
	<u>4,414</u>	<u>4,414</u>

(iv) Foreign currency translation reserve

Foreign currency translation reserve represents exchange differences arising from the translation of the financial statements of foreign subsidiaries.

During the year ended March 31, 2012, with respect to loan to its certain foreign subsidiaries, the Group has re-assessed the funding requirements of these subsidiaries and accordingly amended the loan terms and re-designated these as permanent funding. Accordingly, these have been treated as part of its net investment in foreign operations in accordance with IAS 21 for recognition of foreign exchange differences. The exchange gain/loss arising on these loans from the date of such re-assessment has been recognized in other comprehensive income in the consolidated financial statements. Exchange loss of ₹ 24 Mn has been recognized in profit or loss for the year ended March 31, 2012 (Exchange loss of ₹ 771 Mn for the year ended March 31, 2011). Exchange loss of ₹ 1,617 Mn have been recognized in other comprehensive income for the year ended March 31, 2012 (Exchange loss of ₹ Nil for the year ended March 31, 2011).

31. Trade and other payables

<u>Particulars</u>	<u>As of March 31, 2012</u>	<u>As of March 31, 2011</u>
	(₹ Millions)	
Trade creditors	64,715	55,919
Equipment supply payables	66,024	65,277
Dues to employees	3,297	3,109
Accrued expenses	94,282	74,843
Interest accrued but not due	968	1,271
Due to related parties	1,196	837
Others	2,168	38,428
	<u>232,650</u>	<u>239,684</u>

“Others” include non-interest bearing advance received from customers and international operators.

“Others” also include ₹ Nil (USD Nil) as of March 31, 2012 and ₹ 35,763 Mn (USD 801 Mn) as of March 31, 2011 towards the amount payable to Zain International B.V. for acquisition of 100 per cent. interest in Bharti Airtel Africa B.V. (erstwhile Zain Africa B.V.).

Notes to consolidated financial statements

Trade creditors and accrued expenses include provision of ₹ 31,290 Mn as of March 31, 2012 and ₹ 19,576 Mn as of March 31, 2011 towards sub judice matters.

32. Fair values of financial assets and liabilities

Set out below is a comparison by class of the carrying amounts and fair value of the Group's and its joint ventures' financial instruments that are carried in the financial statements.

Particulars	Carrying Amount		Fair Value	
	March 31, 2012	March 31, 2011	March 31, 2012	March 31, 2011
	(₹ Millions)			
Financial Assets				
Assets carried at fair value through profit or loss				
Currency swaps, forward and option contracts	1,586	3,979	1,586	3,979
Embedded derivatives	3,307	701	3,307	701
Held for trading securities — quoted - mutual funds	16,141	6,125	16,141	6,125
Assets carried at amortized cost				
Fixed deposits with banks	10,710	835	10,710	835
Cash and bank balances	11,581	8,839	11,581	8,839
Trade and other receivables	63,735	54,929	63,735	54,929
Other financial assets	17,888	8,674	17,199	8,402
	<u>124,948</u>	<u>84,082</u>	<u>124,259</u>	<u>83,810</u>
Financial Liabilities				
Liabilities carried at fair value through profit or loss				
Currency swaps, forward and option contracts	54	308	54	308
Interest rate swaps	30	103	30	103
Embedded derivatives	483	57	483	57
Liabilities carried at amortized cost				
Borrowing — Floating rate	630,201	601,494	630,201	601,494
Borrowing — Fixed rate	60,031	15,214	59,563	15,172
Trade & other payables	232,650	239,684	232,650	239,684
Other financial liabilities	23,076	13,856	22,659	13,681
	<u>946,525</u>	<u>870,716</u>	<u>945,640</u>	<u>870,499</u>

Fair Values

The Group and its joint ventures maintains policies and procedures to value financial assets or financial liabilities using the best and most relevant data available. In addition, the Group and its joint ventures internally reviews valuation, including independent price validation for certain instruments. Further, in other instances, the Group retains independent pricing vendors to assist in corroborating the valuation of certain instruments.

The fair value of the financial assets and liabilities are included at the amount at which the instrument could be exchanged in a current transaction between willing parties, other than in a forced or liquidation sale.

The following methods and assumptions were used to estimate the fair values:

- Cash and short-term deposits, trade receivables, trade payables, and other current financial assets and liabilities approximate their carrying amounts largely due to the short-term maturities of these instruments.
- Long-term fixed-rate and variable-rate receivables/borrowings are evaluated by the Group and its joint ventures based on parameters such as interest rates, specific country risk factors, credit risk and other risk characteristics. Based on this evaluation, allowances are taken to account for the expected losses of these receivables. As of March 31, 2012, the carrying amounts of such receivables, net of allowances, are not materially different from their calculated fair values.

Notes to consolidated financial statements

- iii. Fair value of quoted mutual funds is based on price quotations at the reporting date. The fair value of unquoted instruments, loans from banks and other financial liabilities, obligations under finance leases as well as other non-current financial liabilities is estimated by discounting future cash flows using rates currently available for debt on similar terms, credit risk and remaining maturities.
- iv. The fair values of derivatives are estimated by using pricing models, where the inputs to those models are based on readily observable market parameters. The valuation models used by the Group reflect the contractual terms of the derivatives, including the period to maturity, and market-based parameters such as interest rates, foreign exchange rates, and volatility. These models do not contain a high level of subjectivity as the valuation techniques used do not require significant judgment, and inputs thereto are readily observable from actively quoted market prices.

Market practice in pricing derivatives initially assumes all counterparties have the same credit quality. Credit valuation adjustments are necessary when the market parameter (for example, a benchmark curve) used to value derivatives is not indicative of the credit quality of the Group or its counterparties. The Group manages derivative counterparty credit risk by considering the current exposure, which is the replacement cost of contracts on the measurement date, as well as estimating the maximum potential value of the contracts over their remaining lives, considering such factors as maturity date and the volatility of the underlying or reference index. The Group mitigates derivative credit risk by transacting with highly rated counterparties. Management has evaluated the credit and non performance risks associated with its derivative counterparties and believe them to be insignificant and not warranting a credit adjustment.

Fair value hierarchy

The following table provides an analysis of financial instruments that are measured subsequent to initial recognition at fair value, grouped into Level 1 to Level 3 as described below:

Level 1: quoted (unadjusted) prices in active markets for identical assets or liabilities.

Level 2: other techniques for which all inputs which have a significant effect on the recorded fair value are observable, either directly or indirectly.

Level 3: techniques which use inputs which have a significant effect on the recorded fair value that are not based on observable market data.

Derivative assets and liabilities included in Level 2 primarily represent interest rate swaps, cross-currency swaps, foreign currency forward and option contracts and embedded derivatives.

<u>Particulars</u>	<u>Level 1</u>	<u>Level 2</u>	<u>Level 3</u>
	(₹ Millions)		
March 31, 2012			
Financial assets			
Derivative financial assets	—	4,893	—
Held for trading securities — quoted	16,141	—	—
Financial liabilities			
Derivative financial Liabilities	—	567	—
March 31, 2011			
Financial assets			
Derivative financial assets	—	4,680	—
Held for trading securities — quoted	6,125	—	—
Financial liabilities			
Derivative financial Liabilities	—	468	—

Notes to consolidated financial statements

During the year ended March 31, 2012, there were no transfers between Level 1 and Level 2 fair value measurements, and no transfers into and out of Level 3 fair value measurements.

33. Related party transactions

Related party transactions represent transactions entered into by the Group with entities having significant influence over the Group, associates, joint ventures and other related parties. The transactions and balances with the following related parties for the years ended March 31, 2012 and March 31, 2011, respectively, are described below:

Relationship	Year ended March 31, 2012			Year ended March 31, 2011		
	Significant influence entities	Associates	Other related parties	Significant influence entities	Associates	Other related parties
	(₹ Millions)					
Purchase of assets	—	(3,010)	(1,907)	—	(3,577)	(1,508)
Sale/transfer of assets	—	0	—	—	6	—
Sale of Investment	—	—	—	—	—	224
Sale/Rendering of Services	1,049	9,081	88	1,096	39	162
Purchase/Receiving of Services	(582)	(2,274)	(3,259)	(719)	(1,875)	(2,264)
Loans to related party	—	172	—	—	200	—
Expenses incurred by the group on behalf of Related Party	—	23	16	—	46	19
Expenses incurred by Related Party for the group	(25)	—	(619)	—	—	(736)
Security deposit paid	—	—	82	—	—	522
Security deposit received	—	—	(8)	—	—	(352)
Interest Income on Loan	—	46	—	—	22	—
Dividend Paid	(2,319)	—	(266)	(2,317)	—	(259)
Closing Balances	351	(664)	969	413	(511)	1,199
Due from related parties	351	258	1,243	413	210	1,315
Due to related parties	—	(922)	(274)	—	(721)	(116)

Summary of transactions with Joint Ventures (JVs)*:

Particulars	Year ended March 31, 2012	Year ended March 31, 2011
	(₹ Millions)	
Sale of fixed assets/retirement of bandwidth	654	244
Rendering of services	5,319	5,354
Receiving of services	(26,876)	(24,748)
Reimbursement of energy expenses	(15,058)	(12,215)
Security deposit/Advances paid	173	29
Security deposit/Advances received	—	(2,360)
Loan given	1,206	4,822
Closing balance*	11,085	6,307
Due from JVs	18,002	17,018
Due to JVs	(6,917)	(10,711)

*Transactions above have not been proportionated based on the equity holding in the respective JVs. Amount due from and due to JVs are included in the respective line items in the financial statements

- (1) Outstanding balances at year end are unsecured and settlement occurs in cash. There have been no guarantees provided or received for any related party receivables or payables. The Group has not recorded any impairment of receivables relating to amounts owed by related parties. This assessment is taken each year through examining the financial position of the related party and the market in which the related party operates.

Notes to consolidated financial statements

(2) The above information does not include ₹124 Mn and ₹107 Mn on account of donation given to Bharti Foundation and Satya Electoral Trust during the years ended March 31, 2012 and March 31, 2011 respectively.

Purchase of assets — includes primarily purchase of bandwidth, computer software, telephone instruments and network equipments.

Expenses incurred by/for the Group — include expenses in general and administrative nature.

Sale of services — represents billing for broadband, international long distance services, mobile, access and roaming services.

Purchase of services — includes primarily billing for broadband, international long distance services, management service charges, billing for passive infrastructure services and maintenance charges towards network equipments.

Payments made to key management personnel/non executive directors were as follows:

<u>Particulars</u>	<u>Year ended</u>	<u>Year ended</u>
	<u>March 31, 2012</u>	<u>March 31, 2011</u>
	(₹ Millions)	
Short-Term employee benefits	307	356
Post-Employment benefits		
Defined Contribution Scheme	13	16
Defined Benefit Scheme*	—	—
Share-based payment**	—	221
	<u>320</u>	<u>593</u>

*As the liabilities for gratuity and leave encashment are provided on actuarial basis for the Company as a whole, the amounts pertaining to directors are not included above.

**It represents fair value of options granted during the year which has been considered for amortization over the vesting periods.

34. Lease disclosure

Operating Lease

As lessee, the Group's and its joint ventures' obligations arising from non-cancellable lease are mainly related to lease arrangements for passive infrastructure and real estate. These leases have various extension options and escalation clause. As per the agreements maximum obligation on long-term non-cancellable operating leases are as follows:

The future minimum lease payments obligations, as lessee are as follows:-

<u>Particulars</u>	<u>As of</u>	<u>As of</u>
	<u>March 31, 2012</u>	<u>March 31, 2011</u>
	(₹ Millions)	
Obligations on non-cancellable leases :		
Not later than one year	22,132	28,936
Later than one year but not later than five years	70,494	64,258
Later than five years	82,909	92,308
Total	<u>175,535</u>	<u>185,502</u>
Lease Rentals (Excluding Lease Equalization Adjustment of ₹ 1,307 Mn and ₹ 1,627 Mn for the year ended March 31, 2012 and March 31, 2011)	36,164	29,160

The escalation clause includes escalation ranging from 0 to 50 per cent., includes option of renewal from 1 to 99 years and there are no restrictions imposed on lease arrangements.

Notes to consolidated financial statements

As lessor, the Group's and its joint ventures' receivables arising from non-cancellable lease are mainly related to lease arrangements for passive infrastructure.

The future minimum lease payments receivable, as lessor are as follows:-

<u>Particulars</u>	<u>As of</u> <u>March 31, 2012</u>	<u>As of</u> <u>March 31, 2011</u>
	(₹ Millions)	
Receivables on non-cancellable leases :		
Not later than one year	18,931	16,836
Later than one year but not later than five years	60,490	54,912
Later than five years	44,908	50,833
Total	<u>124,329</u>	<u>122,581</u>

Finance Lease — As a Lessee

(i) Finance lease obligation of the Group as of March 31, 2012 is as follows

<u>Particulars</u>	<u>Future minimum</u> <u>lease payments</u>	<u>Interest</u>	<u>Present value</u>
	(₹ Millions)		
Not later than one year	0	0	0
Later than one year but not later than five years	1	0	1
Later than five years	—	—	—
Total	<u>1</u>	<u>0</u>	<u>1</u>

(ii) Finance lease obligation of the Group as of March 31, 2011 is as follows:

<u>Particulars</u>	<u>Future minimum</u> <u>lease payments</u>	<u>Interest</u>	<u>Present value</u>
	(₹ Millions)		
Not later than one year	130	68	62
Later than one year but not later than five years	444	228	216
Later than five years	979	209	770
Total	<u>1,553</u>	<u>505</u>	<u>1,048</u>

35. Commitments and contingencies

(i) Commitments

a. Capital commitments

<u>Particulars</u>	<u>As of</u> <u>March 31, 2012</u>	<u>As of</u> <u>March 31, 2011</u>
	(₹ Millions)	
Contracts placed for future capital expenditure not provided for in the financial statements	157,179	191,905

The above includes ₹ 67,322 Mn as of March 31, 2012 (₹ 70,908 Mn as of March 31, 2011), pertaining to certain outsourcing agreements, under which the vendor supplies assets as well as services to the Group. The amount represents total minimum commitment over the unexpired period of the contracts i.e. between 2-10 years, since it is not possible for the Group to determine the extent of assets and services under the contract over the unexpired period. However, the actual charges/ payments may exceed the above mentioned minimum commitment based on the terms of the agreements.

Notes to consolidated financial statements

The above also includes ₹ 912 Mn as of March 31, 2012, (₹ 3,833 Mn as of March 31, 2011), pertaining to Joint Ventures.

b. Guarantees

<u>Particulars</u>	<u>As of</u> <u>March 31, 2012</u>	<u>As of</u> <u>March 31, 2011</u>
	(₹ Millions)	
Financial bank guarantees*	36,015	28,233
Guarantees to third parties	2,558	2,233

* The above includes corporate guarantees issued by the Company of ₹ 2,385 Mn and ₹ 2,425 Mn as of March 31, 2012 and March, 31, 2011 respectively, to banks and financial institutions for issuing bank guarantees on behalf of the Group companies.

(ii) Contingencies

<u>Particulars</u>	<u>As of</u> <u>March 31, 2012</u>	<u>As of</u> <u>March 31, 2011</u>
	(₹ Millions)	
Taxes, Duties and Other demands (under adjudication/appeal/dispute)		
— Sales Tax and Service Tax	10,495	6,491
— Income Tax	23,489	9,182
— Access Charges/Port Charges	4,821	3,941
— Customs Duty	3,083	2,642
— Entry Tax	4,293	3,872
— Stamp Duty	620	579
— Municipal Taxes	923	493
— DoT demands	3,370	1,073
— Other miscellaneous demands	1,410	1,869
— Claims under legal cases including arbitration matters	3,025	591
Total	<u>55,529</u>	<u>30,733</u>

The above also includes ₹ 1,537 Mn as of March 31, 2012, (₹ 108 Mn as of March 31, 2011), pertaining to Joint Ventures.

Post the Hon'ble Supreme Court Judgment on October 11, 2011 on components of Adjusted Gross Revenue for computation of license fee, based on the legal advice, the Company believes that the realized and unrealized foreign exchange gain should not be included in Adjusted Gross Revenue (AGR) for computation of license fee thereon. Accordingly, the license fee on such foreign exchange gain has not been provided in these financial statements. Also, due to ambiguity of interpretation of 'foreign exchange differences', the license fee impact on such exchange differences is not quantifiable and has not been included in the table above.

The above mentioned contingent liabilities represent disputes with various government authorities in the respective jurisdiction where the operations are based and it is not possible for the Group to predict the timing of final outcome of these contingent liabilities. Currently, the Group and its joint ventures have operations in India, South Asia region and Africa region.

a) Sales and Service Tax

The claims for sales tax as of March 31, 2012 and as of March 31, 2011 comprised of cases relating to the appropriateness of declarations made by the Company under relevant sales tax legislation which was primarily procedural in nature and the applicable sales tax on disposals of certain property and equipment items. Pending final decisions, the Company has deposited amounts with statutory authorities for certain cases. Based on the Company's evaluation, it believes that it is not probable that the claim will materialize and therefore, no provision has been recognized.

Notes to consolidated financial statements

Further, in the State of J&K, the Company has disputed the levy of General Sales Tax on its telecom services and towards which the Company has received a stay from the Hon'ble J&K High Court. The demands received to date have been disclosed under contingent liabilities. Based on the Company's evaluation, it believes that it is not probable that the claim will materialize and therefore, no provision has been recognized.

The service tax demands as at March 31, 2012 relate to cenvat claimed on tower and related material, levy of service tax on SIM cards, cenvat credit disallowed for procedural lapses and inadmissibility of credit, disallowance of cenvat credit used in excess of 20 per cent. limit and service tax demand on employee talk time.

b) Income Tax demand

Income tax demands under appeal mainly included the appeals filed by the Group before various appellate authorities against the disallowance of certain expenses being claimed under tax by income tax authorities, non-deduction of tax at source with respect to dealers/distributor's margin and non-deduction of tax on payments to international operators for access charges, etc. Based on the Company's evaluation and legal advice, it believes that it is not probable that the claim will materialize and therefore, no provision has been recognized.

c) Access charges (Interconnect Usage Charges)/Port charges

Interconnect charges are based on the Interconnect Usage Charges (IUC) agreements between the operators although the IUC rates are governed by the IUC guidelines issued by TRAI. BSNL has raised a demand requiring the Company to pay the interconnect charges at the rates contrary to the guidelines issued by TRAI. The Company filed a petition against that demand with the Telecom Disputes Settlement and Appellate Tribunal ('TDSAT') which passed a status quo order, stating that only the admitted amounts based on the guidelines would need to be paid by the Company.

Based on the Company's evaluation and legal advice, it believes that it is not probable that the claim will materialise and therefore, no provision has been recognized. Accordingly, no amounts have been accrued although some have been paid under protest.

In another proceeding with respect to Distance Based Carriage Charges, the Hon'ble TDSAT in its order dated May 21, 2010, allowed BSNL appeal praying to recover distance based carriage charges. On filing of appeal by the Telecom Operators, Hon'ble Supreme Court asked the Telecom Operators to furnish details of distance-based carriage charges owed by them to BSNL. Further, in a subsequent hearing held on Aug 30, 2010, Hon'ble Supreme Court sought the quantum of amount in dispute from all the operators as well as BSNL and directed both BSNL and Private telecom operators to furnish Call Data Records (CDRs) to TRAI. The CDRs have been furnished to TRAI. Based on the Company's evaluation and legal advice, it believes that it is not probable that the claim will materialise and therefore, no provision has been recognized.

In another issue with respect to Port Charges, in 2001, TRAI had prescribed slab based rate of port charges payable by private operators which were subsequently reduced in the year 2007 by TRAI. On BSNL's appeal, TDSAT passed its judgment in favor of BSNL, and held that the pre-2007 rates shall be applicable prospectively from 29th May 2010. Based on the Company's evaluation and legal advice, it believes that it is not probable that the claim will materialise and therefore, no provision has been recognized.

d) Customs Duty

The custom authorities, in some states, demanded ₹ 3,083 Mn as of March 31, 2012 (₹ 2,642 Mn as of March 31, 2011) for the imports of special software on the ground that this would form part of the hardware along with which the same has been imported. The view of the Company is that such imports should not be subject to any custom duty as it would be operating software exempt from any custom duty. Based on the Company's evaluation, it believes that it is not probable that the claim will materialise and therefore, no provision has been recognized.

e) Entry Tax

In certain states, an entry tax is levied on receipt of material from outside the state. This position has been challenged by the Company in the respective states, on the grounds that the specific entry tax is ultra vires the Constitution. Classification issues have been raised, whereby, in view of the Company, the material proposed to be taxed is not covered under the specific category. Based on the Company's evaluation, it believes that it is not probable that the claim will materialise and therefore, no provision has been recognized. The amount under dispute as of March 31, 2012 is ₹ 4,293 Mn (₹ 3,872 Mn as of March 31, 2011).

f) DoT Demands

- i. The Company has not been able to meet its roll out obligations fully due to certain non-controllable factors like Telecommunication Engineering Center testing, Standing Advisory Committee of Radio Frequency Allocations clearance, non availability of spectrum, etc. The Company has received show cause notices from DoT for 14 of its circles for non-fulfillment of its roll out obligations and these have been replied to. DoT has reviewed and revised the criteria and there has been no further development on this matter since then.
- ii. DoT demands include demands raised for contentious matters relating to computation of license fees and spectrum charges.
- iii. DoT demands also include the following contentious matters:-
 - a. In respect of subscriber verification norms and regulations including validity of certain documents allowed as Proof of Address/Identity in a mobility circle.
 - b. In respect of invalid calling line identification (CLI) appearing in calls made to BSNL for certain promotional business calls in a mobility Circle.
 - c. In respect of alleged non compliance to certain license conditions related to renting/transfer of sim cards in a mobility circle.
 - d. In respect of provision of IPLC services to a non-licensed entity which has directly sold the same to a customer located in India in Airtel Business.

The above stated matters are being contested by the Company and the Company, based on legal advice, believes that it has complied with all license related regulations as and when prescribed and does not expect any loss relating to these matters.

During January, 2012, DoT has issued a show cause notice to the Company for alleged short payment of Licence Fee of ₹ 3,019 Mn including interest for the year 2006-07 and 2007-08. The company has submitted its reply against the same and is confident that there will be no amounts payable in this regard.

g) Airtel Networks Limited — Ownership

Airtel Networks Limited (formerly known as Celtel Nigeria Limited), an indirect subsidiary of the Company, is a defendant in several cases filed by Econet Wireless Limited (EWL) where EWL is claiming, amongst others, a breach of its alleged pre-emption rights against erstwhile and current shareholders.

Under the transaction to acquire a 65 per cent. controlling stake in Airtel Networks Limited in 2006, the selling shareholders were obliged under the pre-emption right provision contained in the shareholders agreement dated April 30, 2002 (the "Shareholders Agreement") to first offer the shares to each other before offering the shares to a third party. The sellers waived

Notes to consolidated financial statements

the pre-emption rights amongst themselves and the shares were offered to EWL despite the fact that EWL's status as a shareholder itself was in dispute. However, the offer to EWL lapsed since EWL did not meet its payment obligations to pay for the shares within the 30 days deadline as specified in the shareholders agreement and the shares were acquired by Celtel Nigeria BV (now, Bharti Airtel Nigeria BV) in 2006. EWL has filed a number of suits before courts in Nigeria and commenced arbitral proceedings in Nigeria contesting the acquisition. The Company's indirect subsidiary, Bharti Airtel Nigeria BV, which is the current owner of 65.7 per cent. of the equity in Airtel Networks Limited has been defending these cases vigorously since the arbitration was commenced.

On December 22, 2011, the Tribunal in the Arbitration commenced by EWL issued a Partial Final Award stating, amongst others, that the Shareholders Agreement had been breached by the erstwhile shareholders and, accordingly, the acquisition was null and void. However, the Tribunal has rejected EWL's claim for reversal of the 2006 transaction. The Tribunal has ordered a damages hearing, however, no date has been set. On February 3, 2012, Bharti Airtel Nigeria BV filed an application before the Lagos State High Court to set aside the Partial Final Award. In addition, Bharti Airtel Nigeria BV has filed an application for an injunction to restrain the parties to the Arbitration from further convening the arbitration for the purposes of considering the quantum of damages that could be awarded to EWL until the conclusion of the matter to set aside the Partial Final Award has been determined. This application to set aside the Partial Final Award is to be heard by the Lagos State High Court on June 4, 2012.

Given the low probability of any material adverse effect to the Company's consolidated financial position and the indemnities in the share sale agreement concluded with the Zain Group in 2010, the Company determined that it was appropriate not to provide for this matter in the financial statements. Further, the estimate of the realistic financial impact of any damages, if any, cannot be made at this time.

In addition, Airtel Networks Limited is a defendant in an action where EWL is claiming entitlement to 5 per cent. of the issued share capital of Airtel Networks Limited. This case was commenced by EWL in 2004 (prior to the Vee Networks Limited acquisition in 2006). The court of first instance has recently held that EWL should be reinstated as a 5 per cent. shareholder in Airtel Networks Limited. Despite the fact that the 5 per cent. shares claimed by EWL had been set aside in escrow since 2006 and therefore will not impact the 65.7 percent held by Bharti Airtel on a fully diluted basis in Airtel Networks Limited, the Company believes that there are good grounds to appeal the first instance judgment. The Company has already filed a Notice of Appeal and made two further applications before the Federal High Court for a stay of execution of judgment pending appeal and a motion for injunction, both applications were heard on March 13, 2012 and the Ruling is reserved for May 7, 2012.

36. Earnings per share

The following is a reconciliation of the equity shares used in the computation of basic and diluted earnings per equity share:

<u>Particulars</u>	<u>Year ended March 31, 2012</u>	<u>Year ended March 31, 2011</u>
	(Shares in Millions)	
Weighted average shares outstanding — Basic	3,795	3,795
Effect of dilutive securities on account of ESOP	<u>1</u>	<u>0</u>
Weighted average shares outstanding — diluted	<u>3,796</u>	<u>3,795</u>

Notes to consolidated financial statements

Income available to common stockholders of the Group used in the basic and diluted earnings per share were determined as follows:

<u>Particulars</u>	<u>Year ended</u>	<u>Year ended</u>
	<u>March 31, 2012</u>	<u>March 31, 2011</u>
	(₹ Millions)	
Net profit available to common stockholders of the Group	42,594	60,467
Effect on account of ESOP on earnings for the year	—	—
Net profit available for computing diluted earnings per share	42,594	60,467
Basic Earnings per Share	11.22	15.93
Diluted Earnings per Share	<u>11.22</u>	<u>15.93</u>

The number of shares used in computing basic EPS is the weighted average number of shares outstanding during the year. The diluted EPS is calculated on the same basis as basic EPS, after adjusting for the effects of potential dilutive equity shares unless impact is anti-dilutive.

37. Financial risk management objectives and policies

The Group's and its joint ventures' principal financial liabilities, other than derivatives, comprise borrowings, trade and other payables, and financial guarantee contracts. The main purpose of these financial liabilities is to raise finances for the Group's and its joint ventures' operations. The Group and its joint ventures have loan and other receivables, trade and other receivables, and cash and short-term deposits that arise directly from its operations. The Group also enters into derivative transactions.

The Group and its joint ventures are exposed to market risk, credit risk and liquidity risk.

The Group's senior management oversees the management of these risks. The senior professionals working to manage the financial risks and the appropriate financial risk governance frame work for the Group are accountable to the Board Audit Committee. This process provides assurance to the Group's senior management that the Group's financial risk-taking activities are governed by appropriate policies and procedures and that financial risks are identified, measured and managed in accordance with Group policies and Group risk appetite. All derivative activities for risk management purposes are carried out by specialist teams that have the appropriate skills, experience and supervision. It is the Group's policy that no trading in derivatives for speculative purposes shall be undertaken.

The Board of Directors reviews and agrees policies for managing each of these risks which are summarized below:-

• Market risk

Market risk is the risk that the fair value or future cash flows of a financial instrument will fluctuate because of changes in market prices. Market prices comprise three types of risk: currency rate risk, interest rate risk and other price risks, such as equity risk. Financial instruments affected by market risk include loans and borrowings, deposits, investments, and derivative financial instruments.

The sensitivity analysis in the following sections relate to the position as of March 31, 2012 and March 31, 2011.

The sensitivity analysis have been prepared on the basis that the amount of net debt, the ratio of fixed to floating interest rates of the debt and derivatives and the proportion of financial instruments in foreign currencies are all constant.

The analysis exclude the impact of movements in market variables on the carrying value of post-employment benefit obligations, provisions and on the non-financial assets and liabilities.

Notes to consolidated financial statements

The sensitivity of the relevant income statement item is the effect of the assumed changes in the respective market risks. This is based on the financial assets and financial liabilities held as of March 31, 2012 and March 31, 2011.

The Group's activities expose it to a variety of financial risks, including the effects of changes in foreign currency exchange rates and interest rates. The Group uses derivative financial instruments such as foreign exchange contracts and interest rate swaps to manage its exposures to foreign exchange fluctuations and interest rate.

• Foreign currency risk

Foreign currency risk is the risk that the fair value or future cash flows of a financial instrument will fluctuate because of changes in foreign exchange rates. The Group primarily transacts business in U.S. dollars with parties of other countries. The Group has obtained foreign currency loans and has imported equipment and is therefore, exposed to foreign exchange risk arising from various currency exposures primarily with respect to United States dollar and Japanese yen. The Group may use foreign exchange option contracts, swap contracts or forward contracts towards operational exposures resulting from changes in foreign currency exchange rates exposure. These foreign exchange contracts, carried at fair value, may have varying maturities varying depending upon the primary host contract requirement.

The Group manages its foreign currency risk by hedging appropriate percentage of its foreign currency exposure, as approved by Board as per established risk management policy.

Foreign currency sensitivity

The following table demonstrates the sensitivity to a reasonably possible change in the USD, Lankan Rupee, Japanese Yen and other currencies, with all other variables held constant. The impact on the Group's and its joint ventures' profit before tax is due to changes in the fair value of monetary assets and liabilities including non designated foreign currency derivatives. The impact on Group's and joint venture's equity is due to change in the fair value of intra-group monetary items that form part of net investment in foreign operation.

Particulars	Change in currency exchange rate	Effect on profit before tax	Effect on equity (OCI)
		(₹ Millions)	
For the year ended March 31, 2012			
US Dollars	+5%	(4,574)	(1,805)
	-5%	4,574	1,805
Lankan Rupee	+5%	—	552
	-5%	—	(552)
Japanese Yen	+5%	(189)	—
	-5%	189	—
Others	+5%	25	—
	-5%	(25)	—
For the year ended March 31, 2011			
US Dollars	+5%	(5,196)	—
	-5%	5,196	—
Japanese Yen	+5%	(1,027)	—
	-5%	1,027	—

• Interest rate risk

Interest rate risk is the risk that the fair value or future cash flows of a financial instrument will fluctuate because of changes in market interest rates. The Group's and its joint ventures' exposure to the risk of changes in market interest rates relates primarily to the Group's and its joint ventures' long-term debt obligations with floating interest rates. To manage this, the Group and its joint ventures enters into interest rate swaps, whereby it agrees with other parties to exchange, at specified intervals (mainly quarterly), the difference between the fixed contract rate interest amounts and the floating rate interest

Notes to consolidated financial statements

amounts calculated by reference to the agreed notional principal amounts. These swaps are undertaken to hedge underlying debt obligations. At March 31, 2012, after taking into account the effect of interest rate swaps, approximately 8.85 per cent. of the Group's and its joint ventures' borrowings are at a fixed rate of interest (March 31, 2011: 3.78 per cent.).

Interest rate sensitivity

The following table demonstrates the sensitivity to a reasonably possible change in interest rates on floating rate portion of loans and borrowings, after the impact of interest rate swaps, with all other variables held constant, the Group's and its joint ventures' profit before tax is affected through the impact of floating rate borrowings as follows.

<u>Interest rate sensitivity</u>	<u>Increase/decrease in basis points</u>	<u>Effect on profit before tax</u>
	(₹ Millions)	
For the year ended March 31, 2012		
INR — borrowings	+100	(994)
	-100	994
Japanese Yen — borrowings	+100	(50)
	-100	50
US Dollar — borrowings	+100	(4,805)
	-100	4,805
Nigerian Naira — borrowings	+100	(444)
	-100	444
Other Currency — borrowings	+100	(23)
	-100	23
For the year ended March 31, 2011		
INR — borrowings	+100	(910)
	-100	910
Japanese Yen — borrowings	+100	(94)
	-100	94
US Dollar — borrowings	+100	(3,765)
	-100	3,765
Nigerian Naira — borrowings	+100	(352)
	-100	352
Other Currency — borrowings	+100	(4)
	-100	4

The assumed movement in basis points for interest rate sensitivity analysis is based on the currently observable market environment.

• Price risk

The Group's and its joint ventures' investments, mainly, in debt mutual funds and bonds are susceptible to market price risk arising from uncertainties about future values of the investment securities. The Group and its joint ventures are not exposed to any significant price risk.

• Credit risk

Credit risk is the risk that a counter party will not meet its obligations under a financial instrument or customer contract, leading to a financial loss. The Group and its joint ventures is exposed to credit risk from its operating activities (primarily trade receivables) and from its financing activities, including deposits with banks and financial institutions, foreign exchange transactions and other financial instruments.

1) Trade receivables

Customer credit risk is managed by each business unit subject to the Group's established policy, procedures and control relating to customer credit risk management. Trade receivables are non-interest bearing and are generally on 14-day to 30-day terms except in case of balances due from trade receivables in Airtel Business Segment which are generally on credit terms

Notes to consolidated financial statements

upto 60 days. Credit limits are established for all customers based on internal rating criteria. Outstanding customer receivables are regularly monitored. The Group and its joint venture has no concentration of credit risk as the customer base is widely distributed both economically and geographically. The ageing analysis of trade receivables as of the reporting date is as follows:

Particulars	Neither past due nor impaired (including unbilled)	Past due but not impaired				Total
		Less Than 30 days	30 to 60 days	60 to 90 days	Above 90 days	
		(₹ Millions)				
Trade Receivables March 31, 2012	21,018	13,354	5,751	3,746	11,273	55,142
Trade Receivables March 31, 2011	20,034	10,977	6,609	3,929	5,069	46,618

The requirement for impairment is analyzed at each reporting date. Additionally, a large number of minor receivables is grouped into homogenous groups and assessed for impairment collectively. Refer note 20 for details on the impairment of trade receivables.

2) Financial instruments and cash deposits

Credit risk from balances with banks and financial institutions is managed by Group's treasury in accordance with the Board approved policy. Investments of surplus funds are made only with approved counterparties who meet the minimum threshold requirements under the counterparty risk assessment process. The Group monitors ratings, credit spreads and financial strength on at least a quarterly basis. Based on its on-going assessment of counterparty risk, the Group adjusts its exposure to various counterparties. The Group's and its joint ventures' maximum exposure to credit risk for the components of the statement of financial position as of March 31, 2012 and March 31, 2011 is the carrying amounts as disclosed in Note 32 except for financial guarantees. The Group's and its joint ventures' maximum exposure for financial guarantees is given in Note 35.

• Liquidity risk

The Group monitors its risk to a shortage of funds using a recurring liquidity planning tool.

The Group's objective is to maintain a balance between continuity of funding and flexibility through the use of bank overdrafts, bank loans and debentures as also keeps a constant effort to continue to diversify its sources of financing including bilateral financing or market based, both in loan and bond markets.

The table below summarizes the maturity profile of the Group's and its joint ventures' financial liabilities based on contractual undiscounted payments:-

Particulars	As of March 31, 2012						Total
	Carrying amount	On Demand	Less than 6 months	6 to 12 months	1 to 2 years	> 2 years	
							(₹ Millions)
Interest bearing borrowings*	690,232	512	102,142	118,513	105,955	455,481	782,603
Financial derivatives	567	—	82	84	80	321	567
Other liabilities	23,076	—	—	—	10,893	12,183	23,076
Trade and other payables	232,650	—	232,650	—	—	—	232,650
	946,525	512	334,874	118,597	116,928	467,985	1,038,896

Notes to consolidated financial statements

Particulars	As of March 31, 2011						Total
	Carrying amount	On Demand	Less than 6 months	6 to 12 months	1 to 2 years	> 2 years	
							(₹ Millions)
Interest bearing borrowings*	616,708	—	80,891	25,045	131,504	461,971	699,411
Financial derivatives	468	—	260	57	104	47	468
Other liabilities	13,856	—	—	—	3,294	10,562	13,856
Trade and other payables	239,684	—	239,684	—	—	—	239,684
	870,716	—	320,835	25,102	134,902	472,580	953,419

* Includes contractual interest payment based on interest rate prevailing at the end of the reporting period, over the tenor of the borrowings.

The derivative financial instruments disclosed in the above table represent fair values of the instrument. However, those amounts may be settled gross or net.

• Capital management

Capital includes equity attributable to the equity holders of the Parent. The primary objective of the Group's capital management is to ensure that it maintains a strong credit rating and healthy capital ratios in order to support its business and maximize shareholder value.

The Group manages its capital structure and makes adjustments to it, in light of changes in economic conditions. To maintain or adjust the capital structure, the Group may adjust the dividend payment to shareholders, return capital to shareholders or issue new shares.

No changes were made in the objectives, policies or processes during the year ended March 31, 2012 and March 31, 2011.

The Group monitors capital using a gearing ratio, which is net debt divided by total capital plus net debt. Net debt is calculated as loans and borrowings less cash and cash equivalents.

Particulars	As of	As of
	March 31, 2012	March 31, 2011
	(₹ Millions)	
Loans & Borrowings	690,232	616,708
Less: Cash and Cash Equivalents	20,300	9,575
Net Debt	669,932	607,133
Equity	506,113	487,668
Total Capital	506,113	487,668
Capital and Net Debt	1,176,045	1,094,801
Gearing Ratio	57.0%	55.5%

38. New companies/operations

- On April 5, 2011, Airtel DTH Services Congo (RDC) S.p.r.l. had been incorporated as a wholly owned subsidiary of Bharti Airtel DTH Holdings B.V. (a wholly-owned subsidiary of Bharti Airtel Africa B.V.).
- On April 5, 2011, Airtel Mobile Commerce Madagascar S.A. had been incorporated as a wholly owned subsidiary of Airtel Mobile Commerce B.V. (formerly known as Zap Mobile commerce B.V) (a wholly owned subsidiary of Bharti Airtel International (Netherlands) B.V.). Airtel Mobile Commerce B.V. had invested ₹ 0.05 Mn in the newly incorporated company.

Notes to consolidated financial statements

- c) On April 5, 2011, Congo RDC Towers S.p.r.l. had been incorporated as a wholly owned subsidiary of Africa Towers N.V. (a wholly owned subsidiary of Bharti Airtel International (Netherlands) B.V.).
- d) On May 17, 2011, Gabon Towers S.A. had been incorporated as a wholly owned subsidiary of Africa Towers N.V. (a wholly owned subsidiary of Bharti Airtel International (Netherlands) B.V.). Africa Towers N.V. had invested ₹ 1 Mn in the newly incorporated company.
- e) On May 26, 2011, Airtel DTH Services Gabon S.A. had been incorporated as a wholly owned subsidiary of Bharti Airtel DTH Holdings N.V. (a wholly-owned subsidiary of Bharti Airtel Africa B.V.). Bharti Airtel DTH Holdings N.V. had invested ₹ 0.7 Mn in the newly incorporated company.
- f) On June 26, 2011, Bangladesh Infratel Networks Limited had been incorporated as the wholly owned subsidiary of Airtel Bangladesh Limited (a subsidiary of Bharti Airtel Holdings (Singapore) Pte Ltd). Airtel Bangladesh Limited had invested ₹ 0.06 Mn in the newly incorporated company.
- g) On July 8, 2011, Aero Ventures Limited, Mauritius had been incorporated as a wholly owned subsidiary of Network i2i Limited (a wholly owned subsidiary of Bharti Airtel Limited). Network i2i Limited had invested ₹ 48.93 towards subscription of 1 share of USD 1 in the newly incorporated company. During the year Network i2i Limited had made further investment of ₹ 2,410 Mn. On March 20, 2012, Network i2i Limited sold its entire equity stake in Aero Ventures Limited to Malaysian Jet Services Sdn. Bhd., Malaysia for a total consideration of ₹ 2,543 Mn (USD 50.6 Mn).
- h) On August 15, 2011, Bharti Airtel Cameroon B.V (formerly known as Bharti Airtel Rwanda Holdings B.V.) had been incorporated as a wholly owned subsidiary of Bharti Airtel Africa B.V. (a wholly-owned subsidiary of Bharti Airtel International (Netherlands) B.V.). Bharti Airtel Africa B.V. had invested ₹ 1.15 Mn in the newly incorporated company.
- i) On September 2, 2011, Airtel Rwanda Limited had been incorporated as a wholly owned subsidiary of Bharti Airtel Cameroon B.V (formerly known as Bharti Airtel Rwanda Holdings B.V., a wholly-owned subsidiary of Bharti Airtel Africa B.V.). Subsequently, on September 15, 2011, Bharti Airtel Cameroon B.V. had transferred 100 per cent. of its holdings in the newly incorporated company to Zebrano (Mauritius) Limited (formerly known as Zain (IP) Mauritius Limited) (a wholly- owned subsidiary of Bharti Airtel Africa B.V.).
- j) On September 8, 2011, Africa Towers Services Limited had been incorporated as the jointly owned entity of Africa Towers N.V. (a wholly-owned subsidiary of Bharti Airtel International (Netherlands) B.V.) and Bharti Airtel International (Netherlands) B.V.
- k) On September 12, 2011, Rwanda Towers Limited had been incorporated as a wholly owned subsidiary of Africa Towers N.V. (a wholly owned subsidiary of Bharti Airtel International (Netherlands) B.V.).
- l) During the year ended March 31, 2012, the Group has completed the launch of 3G services in all its eligible licensed circles in India and launched Airtel Money at Pan India level. In respect of Africa operations, 3G services were commenced in select countries and commercial operations were launched in Rwanda, newly acquired license.

39. Additional investment in subsidiaries and associates

- a) The Company had invested ₹ 201 Mn in Bharti Airtel International (Mauritius) Limited during the year ended March 31, 2012 and holds 100 per cent. shareholding as of March 31, 2012.
- b) The Company had invested ₹ 211 Mn in Bharti International (Singapore) Pte Limited during the year ended March 31, 2012 and the Group holds 100 per cent. shareholding as of March 31, 2012.

Notes to consolidated financial statements

- c) The Company had invested ₹ 480 Mn in Airtel M Commerce Services Limited during the year ended March 31, 2012, out of which equity shares of ₹ 20 Mn were acquired from Bharti Airtel Services Limited and ₹ 280 Mn have been invested during the quarter ended March 31, 2012.

The Company holds 100 per cent. shareholding as of March 31, 2012.

- d) The Company has invested ₹ 98 Mn for its proportionate share in Bharti Teleports Limited, during the year ended March 31, 2012 and continues to hold 49 per cent. of the total shareholding as of March 31, 2012.

40. Companies in the group, joint ventures and associates

The Group conducts its business through Bharti Airtel and its directly and indirectly held subsidiaries, joint ventures and associates, which are as follows:-

S. no	Name of subsidiary	Country of incorporation	Principal activities	Percentage of holding (direct/indirect) by the Group	
				As of March 31, 2012	As of March 31, 2011
				%	%
1.	Bharti Airtel Services Limited	India	Administrative support to Bharti Group and trading activities	100	100
2.	Network i2i Limited	Mauritius	Submarine Cable System	100	100
3.	Bharti Airtel (USA) Limited	United States of America	Telecommunication services	100	100
4.	Bharti Airtel (UK) Limited	United Kingdom	Telecommunication services	100	100
5.	Bharti Airtel (Canada) Limited	Canada	Telecommunication services	100	100
6.	Bharti Airtel (Hongkong) Limited	Hongkong	Telecommunication services	100	100
7.	Bharti Airtel Holdings (Singapore) Pte Ltd	Singapore	Investment Company	100	100
8.	Bharti Airtel Lanka (Pvt) Limited	Sri Lanka	Telecommunication services	100	100
9.	Bharti Infratel Lanka (Pvt) Limited	Sri Lanka	Passive infrastructure Services	100	100
10.	Bharti Hexacom Limited	India	Telecommunication services	70	70
11.	Bharti Infratel Limited ("BIL")	India	Passive infrastructure Services	86.09	86.09
12.	Bharti Infratel Ventures Limited ("BIVL")	India	Passive infrastructure Services	86.09	86.09
13.	Bharti Telemedia Limited	India	Direct To Home services	95	95
14.	Airtel Bangladesh Limited (formerly Warid Telecom International Limited)	Bangladesh	Telecommunication services	70	70
15.	Bharti International (Singapore) Pte. Ltd	Singapore	Telecommunication services	100	100
16.	Bharti Airtel International (Netherlands) B.V	Netherlands	Investment Company	100	100
17.	Airtel M Commerce Services Limited	India	Mobile commerce services	100	100
18.	Bharti Airtel International (Mauritius) Ltd	Mauritius	Investment Company	100	100
19.	Bharti Airtel Japan Kabushiki Kaisha	Japan	Telecommunication services	100	100
20.	Bharti Airtel France SAS	France	Telecommunication services	100	100

Notes to consolidated financial statements

S. no	Name of subsidiary	Country of incorporation	Principal activities	Percentage of holding (direct/indirect) by the Group	
				As of March 31, 2012	As of March 31, 2011
				%	%
21	Aero Ventures Limited#	Mauritius	Aviation Management Services	—	—
22	Bangladesh Infratel Networks Limited	Bangladesh	Passive infrastructure Services	100	—
23	Bharti Airtel Africa B.V.	Netherlands	Investment Company	100	100
24	Bharti Airtel Burkina Faso Holdings B.V.	Netherlands	Investment Company	100	100
25	Airtel Burkina Faso S.A. (Formerly known as Celtel Burkina Faso S.A.)	Burkina Faso	Telecommunication services	100	100
26	Bharti Airtel Chad Holdings B.V.	Netherlands	Investment Company	100	100
27	Celtel Tchad S.A.	Chad	Telecommunication services	100	100
28	Bharti Airtel Gabon Holdings B.V.	Netherlands	Investment Company	100	100
29	Celtel Gabon S.A.	Gabon	Telecommunication services	90	90
30	Bharti Airtel Cameroon Holdings B.V.	Netherlands	Investment Company	100	100
31	Celtel Cameroon S.A.	Cameroon	Telecommunication services	100	100
32	Bharti Airtel Congo Holdings B.V.	Netherlands	Investment Company	100	100
33	Airtel Congo S.A. (Formerly known as Celtel Congo S.A.)	Congo Brazzaville	Telecommunication services	90	90
34	Bharti Airtel RDC Holdings B.V.	Netherlands	Investment Company	100	100
35	Partnership Investments Sprl	Democratic Republic of Congo	Investment Company	100	100
36	Celtel Congo (RDC) S.a.r.l.	Democratic Republic of Congo	Telecommunication services	98.5	98.5
37	Bharti Airtel Mali Holdings B.V.	Netherlands	Investment Company	100	100
38	Bharti Airtel Kenya Holdings B.V.	Netherlands	Investment Company	100	100
39	Bharti Airtel Kenya B.V.	Netherlands	Investment Company	100	100
40	Airtel Networks Kenya Limited (Formerly known as Celtel Kenya Ltd.)	Kenya	Telecommunication services	100	100
41	Bharti Airtel Malawi Holdings B.V.	Netherlands	Investment Company	100	100
42	Airtel Malawi Limited (Formerly known as Celtel Malawi Ltd)	Malawi	Telecommunication services	100	100
43	Bharti Airtel Niger Holdings B.V.	Netherlands	Investment Company	100	100
44	Celtel Niger S.A.	Niger	Telecommunication services	90	90
45	Bharti Airtel Sierra Leone Holdings B.V.	Netherlands	Investment Company	100	100
46	Airtel (SL) Limited	Sierra Leone	Telecommunication services	100	100
47	Celtel Zambia Plc	Zambia	Telecommunication services	96.36	96.36
48	Bharti Airtel Uganda Holdings B.V.	Netherlands	Investment Company	100	100

Notes to consolidated financial statements

S. no	Name of subsidiary	Country of incorporation	Principal activities	Percentage of holding (direct/indirect) by the Group	
				As of March 31, 2012	As of March 31, 2011
				%	%
49	Airtel Uganda Limited (Formerly known as Celtel Uganda Ltd.)	Uganda	Telecommunication services	100	100
50	Bharti Airtel Tanzania B.V.	Netherlands	Investment Company	100	100
51	Airtel Tanzania Limited (Formerly known as Celtel Tanzania Ltd.)	Tanzania	Telecommunication services	60	60
52	Bharti Airtel Madagascar Holdings B.V.	Netherlands	Investment Company	100	100
53	Channel Sea Management Company Mauritius Limited	Mauritius	Investment Company	100	100
54	Zebrano (Mauritius) Limited (Formerly known as Zain (IP) Mauritius Limited)	Mauritius	Investment Company	100	100
55	Montana International S.A	Mauritius	Investment Company	100	100
56	Airtel Madagascar S.A. (Formerly Celtel Madagascar S.A.)	Madagascar	Telecommunication services	100	100
57	Bharti Airtel Nigeria Holdings B.V.	Netherlands	Investment Company	100	100
58	MSI-Celtel Nigeria Limited	Nigeria	Investment Company	100	100
59	Bharti Airtel Nigeria Holdings II B.V.	Netherlands	Investment Company	100	100
60	Bharti Airtel Nigeria B.V.	Netherlands	Investment Company	100	100
61	Bharti Airtel Ghana Holdings B.V.	Netherlands	Investment Company	100	100
62	Airtel Ghana Limited (Formerly known as Bharti Airtel Ghana Ltd.)	Ghana	Telecommunication services	75	75
63	Bharti Airtel Acquisition Holdings B.V.	Netherlands	Investment Company	100	100
64	Bharti Airtel Services B.V.	Netherlands	Investment Company	100	100
65	Airtel Networks Limited (Formerly known as Celtel Nigeria Ltd.)	Nigeria	Telecommunication services	65.7	65.7
66	Bharti Airtel Zambia Holdings B.V.	Netherlands	Investment Company	100	100
67	Airtel Mobile Commerce Limited (formely known as Zap Trust Company Ltd. (Malawi))	Malawi	Mobile commerce services	100	100
68	Airtel Mobile Commerce (Kenya) Limited (formely known as Zap Trust Company Ltd. (Kenya))	Kenya	Mobile commerce services	100	100
69	Airtel Mobile Commerce (Ghana) Limited (formely known as Zap Trust Company Ltd. (Ghana))	Ghana	Mobile commerce services	100	100
70	Celtel (Mauritius) Holdings Limited	Mauritius	Investment Company	100	100
71	ZMP Limited	Zambia	Mobile commerce services	100	100
72	Airtel Mobile Commerce (SL) Limited (formely known as Zap Trust Company (SL) Ltd.)	Sierra Leone	Mobile commerce services	100	100
73	Airtel Mobile Commerce Tchad S.a.r.l. (formely known as Zap Mobile Commerce Tchad S.a.r.l.)	Chad	Mobile commerce services	100	100

Notes to consolidated financial statements

S. no	Name of subsidiary	Country of incorporation	Principal activities	Percentage of holding (direct/indirect) by the Group	
				As of March 31, 2012	As of March 31, 2011
				%	%
74 .	Airtel Mobile Commerce B.V. (formerly known Zap Mobile Commerce B.V.)	Netherlands	Investment Company	100	100
75 .	Mobile Commerce Gabon S.A.	Gabon	Mobile commerce services	100	100
76 .	Malawi Towers Limited	Malawi	Infrastructure sharing services	100	100
77 .	Airtel Money Niger S.A. (formerly known Zap Niger S.A. (Niger))	Niger	Mobile commerce services	100	100
78 .	Société Malgache de Téléphone Cellulaire S.A.	Mauritius	Investment Company	100	100
79 .	Airtel Mobile Commerce Holdings B.V. (formerly known as Zap Holdings B.V.)	Netherlands	Investment Company	100	100
80 .	Zap Trust Company Nigeria Ltd.	Nigeria	Mobile commerce services	100	100
81 .	Indian Ocean Telecom Limited	Jersey	Investment Company	100	100
82 .	Airtel (Seychelles) Limited (formerly known as Telecom (Seychelles) Limited)	Seychelles	Telecommunication services	100	100
83 .	Airtel Mobile Commerce Tanzania Limited (formely known as Zap Trust Company Tanzania Ltd.)	Tanzania	Mobile commerce services	100	100
84 .	Airtel Mobile Commerce Uganda Limited (formerly known as Zap Trust Company Uganda Ltd.)	Uganda	Mobile commerce services	100	100
85 .	Uganda Towers Limited	Uganda	Infrastructure sharing services	100	100
86 .	Airtel DTH Services Ghana Limited	Ghana	Direct To Home services	100	100
87 .	Airtel DTH Services Malawi Limited	Malawi	Direct To Home services	100	100
88 .	Airtel DTH Services Uganda Limited	Uganda	Direct To Home services	100	100
89 .	Africa Towers N.V.	Netherlands	Investment Company	100	100
90 .	Airtel Towers (Ghana) Limited	Ghana	Infrastructure sharing services	100	100
91 .	Bharti Airtel DTH Holdings B.V.	Netherlands	Investment Company	100	100
92 .	Airtel Direct-to-Home Services (Kenya) Limited (formely known as Airtel DTH Services (Kenya) Limited)	Kenya	Direct To Home services	100	100
93 .	Airtel DTH Services (SL) Limited	Sierra Leone	Direct To Home services	100	100

Notes to consolidated financial statements

S. no	Name of subsidiary	Country of incorporation	Principal activities	Percentage of holding (direct/indirect) by the Group	
				As of March 31, 2012	As of March 31, 2011
				%	%
94	Airtel DTH Service Burkina Faso S.A.	Burkina Faso	Direct To Home services	100	100
95	Airtel DTH Services Congo S.A.	Congo Brazzavile	Direct To Home services	100	100
96	Airtel DTH Services Madagascar S.A.	Madagascar	Direct To Home services	100	100
97	Airtel DTH Services Niger S.A.	Niger	Direct To Home services	100	100
98	Airtel DTH Services Nigeria Limited	Nigeria	Direct To Home services	100	100
99	Airtel DTH Services Tchad S.A.	Chad	Direct To Home services	100	100
100	Airtel DTH Services Tanzania Limited	Tanzania	Direct To Home services	100	100
101	Bharti DTH Services Zambia Limited	Zambia	Direct To Home services	100	100
102	Airtel Towers (SL) Company Limited	Sierra Leone	Infrastructure sharing services	100	100
103	Burkina Faso Towers S.A.	Burkina Faso	Infrastructure sharing services	100	100
104	Congo Towers S.A.	Congo Brazzavile	Infrastructure sharing services	100	100
105	Kenya Towers Limited	Kenya	Infrastructure sharing services	100	100
106	Madagascar Towers S.A.	Madagascar	Infrastructure sharing services	100	100
107	Mobile Commerce Congo S.A.	Congo Brazzavile	Mobile commerce services	100	100
108	Niger Towers S.A.	Niger	Infrastructure sharing services	100	100
109	Tanzania Towers Limited	Tanzania	Infrastructure sharing services	100	100
110	Tchad Towers S.A.	Chad	Infrastructure sharing services	100	100
111	Towers Support Nigeria Limited	Nigeria	Infrastructure sharing services	100	100
112	Bharti Airtel Developers Forum Limited (formely known as Zain Developers Forum)	Zambia	Investment Company	100	100
113	Zambian Towers Limited	Zambia	Infrastructure sharing services	100	100

Notes to consolidated financial statements

S. no	Name of subsidiary	Country of incorporation	Principal activities	Percentage of holding (direct/indirect) by the Group	
				As of March 31, 2012	As of March 31, 2011
				%	%
114	Airtel Money (RDC) S.p.r.l.	Democratic Republic of Congo	Mobile commerce services	100	100
115	Airtel Mobile Commerce Burkina Faso S.A. (formerly known as Zap Trust Burkina Faso S.A.)	Burkina Faso	Mobile commerce services	100	100
116	Airtel DTH Services Congo (RDC) S.p.r.l.	Democratic Republic of Congo	Direct to Home Services	100	—
117	Airtel DTH Services Gabon S.A.	Gabon	Direct to Home Services	100	—
118	Congo RDC Towers S.p.r.l.	Democratic Republic of Congo	Infrastructure sharing services	100	—
119	Gabon Towers S.A.	Gabon	Infrastructure sharing services	100	—
120	Airtel Mobile Commerce Madagascar S.A.	Madagascar	Mobile commerce services	100	—
121	Bharti Airtel Cameroon B.V. (formerly known as Bharti Airtel Rwanda Holdings B.V.)	Netherlands	Investment Company	100	—
122	Airtel Rwanda Limited	Rwanda	Telecommunications company	100	—
123	Africa Towers Services Limited	Kenya	Infrastructure sharing services	100	—
124	Rwanda Towers Limited	Rwanda	Infrastructure sharing services	100	—

Please refer note 38 (g)

S. no	Name of associates	Country of incorporation	Principal activities	Percentage of holding (direct/indirect) by the Group	
				As of March 31, 2012	As of March 31, 2011
				%	%
1	Bharti Teleports Limited	India	Uplinking channels for broadcasters	49	49
2	Alcatel Lucent Network Management Services India Ltd	India	Telecommunication services	26	26
3	Tanzania Telecommunications Company Limited	Tanzania	Telecommunication services	35	35

Notes to consolidated financial statements

S. no	Name of joint ventures	Country of incorporation	Principal activities	Percentage of holding (direct/indirect) by the Group	
				As of March 31, 2012	As of March 31, 2011
				%	%
1	Indus Towers Limited*	India	Passive infrastructure services	36.16*	36.16*
2	Bridge Mobile Pte Limited	Singapore	Provision of regional mobile services	10	10
3	Forum I Aviation Ltd	India	Aircraft chartering services	14.28	14.28

* Bharti Infratel Limited ("BIL"), in which the Group has 86.09 per cent. equity interest, owns 42 per cent. of Indus Towers Limited.

41. During the year ended March 31, 2012, a fire incident had occurred at one of the premises of the Company. The insurance company has been notified about the loss and a preliminary survey has been carried out. The Company is in the process of completing the necessary documentation for claiming the insurance amount. The Company is confident of recovering the full value of the loss amount from the insurer.

42. Bharti Infratel Limited ('BIL') demerged its undertaking comprising passive telecom infrastructure in 12 circles and merged the same with Bharti Infratel Ventures Limited (wholly owned subsidiary) through scheme of arrangement approved by the Hon'ble High court of Delhi. The Scheme did not have any impact on the consolidated financial results of the Group prepared in accordance with the IFRS.

On May 31, 2011, the Subsidiary Company "Bharti Infratel Ventures Limited" filed a scheme of merger before Hon'ble High Court of Delhi whereby the Subsidiary Company will merge with Indus Towers Limited, a joint venture company of the Group, with appointed date as April 1, 2009. The carrying value of assets and liabilities of the subsidiary company as of March 31, 2012 is ₹ 53,518 Mn and ₹ 9,983 Mn respectively. Similarly, under the respective merger scheme, the other joint venturers will also contribute in proportion to their shareholding.

43. The following accounting policies have been changed and corresponding comparative figures have been reclassified where appropriate to conform to the current year's presentation in these financial statements:

- (i) During the year ended March 31, 2012, considering the practice followed by global telecom companies and significant volatility in foreign currency exchange rates, the Group has changed the presentation of statement of comprehensive income from a single statement to two statements to improve the understandability of the effect of foreign currency translation on the Group's financial performance.
- (ii) Short term borrowings having a maturity period of three months or less were presented on a gross basis under proceeds from issuance of borrowings ₹ 13,900 Mn and repayment of borrowings ₹ 9,600 Mn in the statement of cash flows during the comparative previous year ended March 31, 2011. During the year ended March 31, 2012, the Group has reassessed the presentation and have presented the same on a net basis in a separate line item as short term borrowings (net) to improve the understandability of the effect of short term borrowings.
- (iii) During the comparative previous year ended March 31, 2011, 'other income' and 'non-operating expenses' were presented after 'Profit/(Loss) from operating activities' in the income statement. The Group has reassessed the presentation and reclassified these as 'other operating income'/'revenue' and to 'operating expenses', respectively. The amounts involved are not material.

Further previous year's figures in the notes to consolidated financial statements have been reclassified/restated, wherever required to confirm to the current year's presentation.

The above do not affect previously reported net profit or shareholders' equity.

ISSUER

Bharti Airtel International (Netherlands) B.V.

Keizersgracht 62-64
1015 CS
Amsterdam
The Netherlands

GUARANTOR

Bharti Airtel Limited

1 Nelson Mandela Road
Vasant Kunj, Phase – II
New Delhi 110 070

JOINT LEAD MANAGERS AND JOINT BOOKRUNNERS

Barclays Bank plc 5 The North Colonnade Canary Wharf London E14 4BB United Kingdom	BNP Paribas 10 Harewood Avenue London NW1 6AA United Kingdom	The Hongkong and Shanghai Banking Corporation Limited Level 17 1 Queen's Road Central, Hong Kong	J.P. Morgan Securities plc 25 Bank Street Canary Wharf London E14 5JP United Kingdom	Merrill Lynch International Merrill Lynch Financial Centre, 2 King Edward Street, London EC1A 1HQ, England	Standard Chartered Bank Marina Bay Financial Centre (Tower 1) 8 Marina Boulevard, Level 20, Singapore, 018981
--	---	--	---	--	--

TRUSTEE

The Bank of New York Mellon

101 Barclay Street
New York
New York, NY 10286
United States of America

LEGAL ADVISERS TO THE ISSUER AND THE GUARANTOR

as to United States law
Allen & Overy
9th Floor
Three Exchange Square, Central
Hong Kong

as to Dutch law
Allen & Overy LLP
Apolloolaan 15
1077 AB Amsterdam
The Netherlands

LEGAL ADVISERS TO THE LEAD MANAGERS

as to United States law
Milbank, Tweed, Hadley & McCloy LLP
12 Marina Boulevard
Marina Bay Financial Centre
#36-03 Tower 3
Singapore 018982

as to Indian law
Axon Partners LLP
C-4/3 Safdurjung
Development Area,
New Delhi - 110016